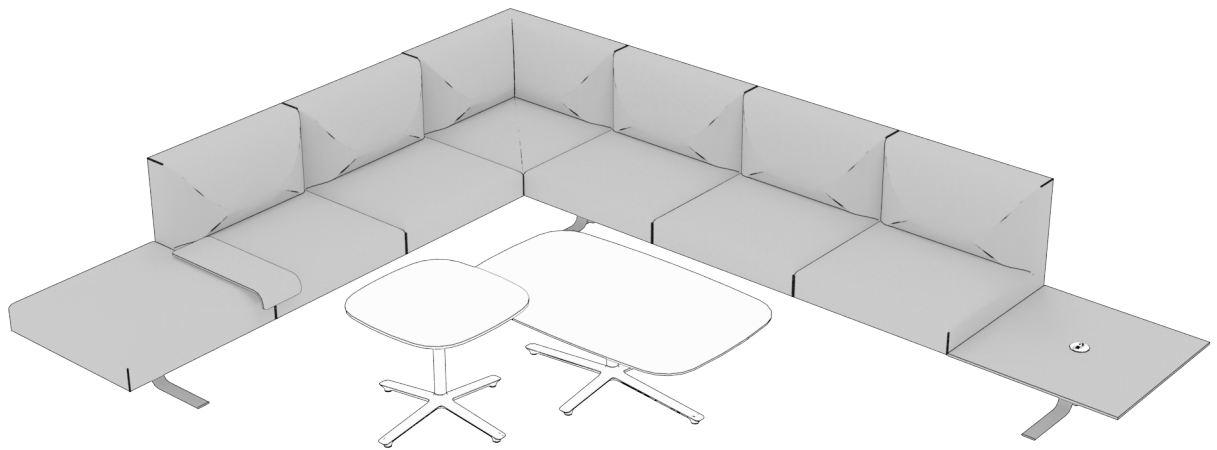


vettore

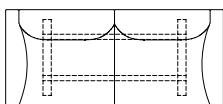
features

Vettore is a modular lounge system designed with classic, tailored sensibilities while offering an efficient modularity to adapt to evolving flexible work space. Designed by Toan Nguyen, Vettore configures within any environment to create intimate lounge settings or fill spacious public scenarios. Built on a universal base “stage”, Vettore allows for unlimited user specification with upholstered or table components to create a customized sofa to fit their needs. Vettore, Italian for “vector” or “array”, divides space comfortably and adds elegance to thoughtful casual work styles.

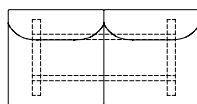
The selection of individual components allows for contrasting textiles and finishes for endless possibilities. Every sofa is custom to every environment. Vettore avoids the conventional modularity of freestanding components and adds a visual lightness to a space through a low profile base.



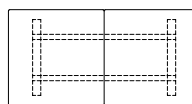
Vettore seating consists of the following preconfigured styles.



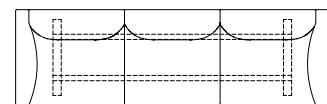
Two Seat,
Seat with Back,
Arms



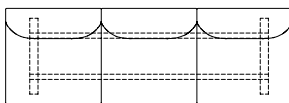
Two Seat,
Seat with Back,
No Arms



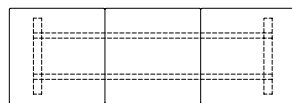
Two Seat,
No Arms



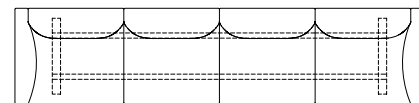
Three Seat,
Seat with Back,
Arms



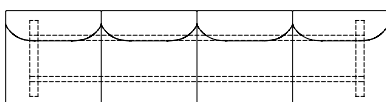
Three Seat,
Seat with Back,
No Arms



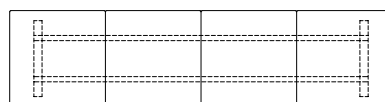
Three Seat,
No Arms



Four Seat,
Seat with Back,
Arms



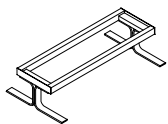
Four Seat,
Seat with Back,
No Arms



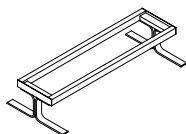
Four Seat,
No Arms

vettore

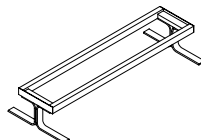
Vettore modular bases consist of the following styles.



Two Seat Beam,
Metal




Three Seat Beam,
Metal

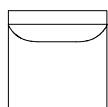


Four Seat Beam,
Metal

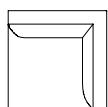
Vettore modular seating consists of the following styles.



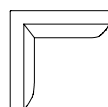
Bench



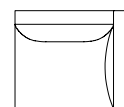
Seat with Back



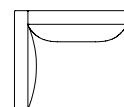
Right Side Facing
Corner



Left Side Facing
Corner

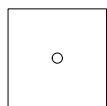


Right Side Facing
Seat with Arm



Left Side Facing
Seat with Arm

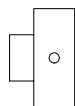
Vettore modular tables consist of the following styles.



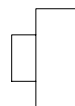
Laminate, Center
End Corner,
Cut Out for Single
Round Power Bump



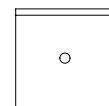
Laminate, Center
End Corner,
No Power Cut Out



Laminate, 1/2 End,
Cut Out for Single
Round Power Bump



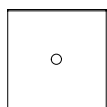
Laminate, 1/2 End,
No Power Cut Out




Veneer, Center,
Cut Out for Single
Round Power Bump



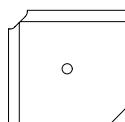
Veneer, Center,
No Power Cut Out



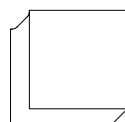
Veneer, End,
Cut Out for Single
Round Power Bump



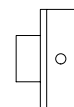
Veneer, End,
No Power Cut Out



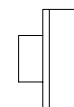
Veneer, Corner,
Cut Out for Single
Round Power Bump



Veneer, Corner,
No Power Cut Out



Veneer, 1/2 End,
Cut Out for Single
Round Power Bump



Veneer, 1/2 End,
No Power Cut Out

Vettore tablet accessories consists of the following styles.



Tablet
No Power

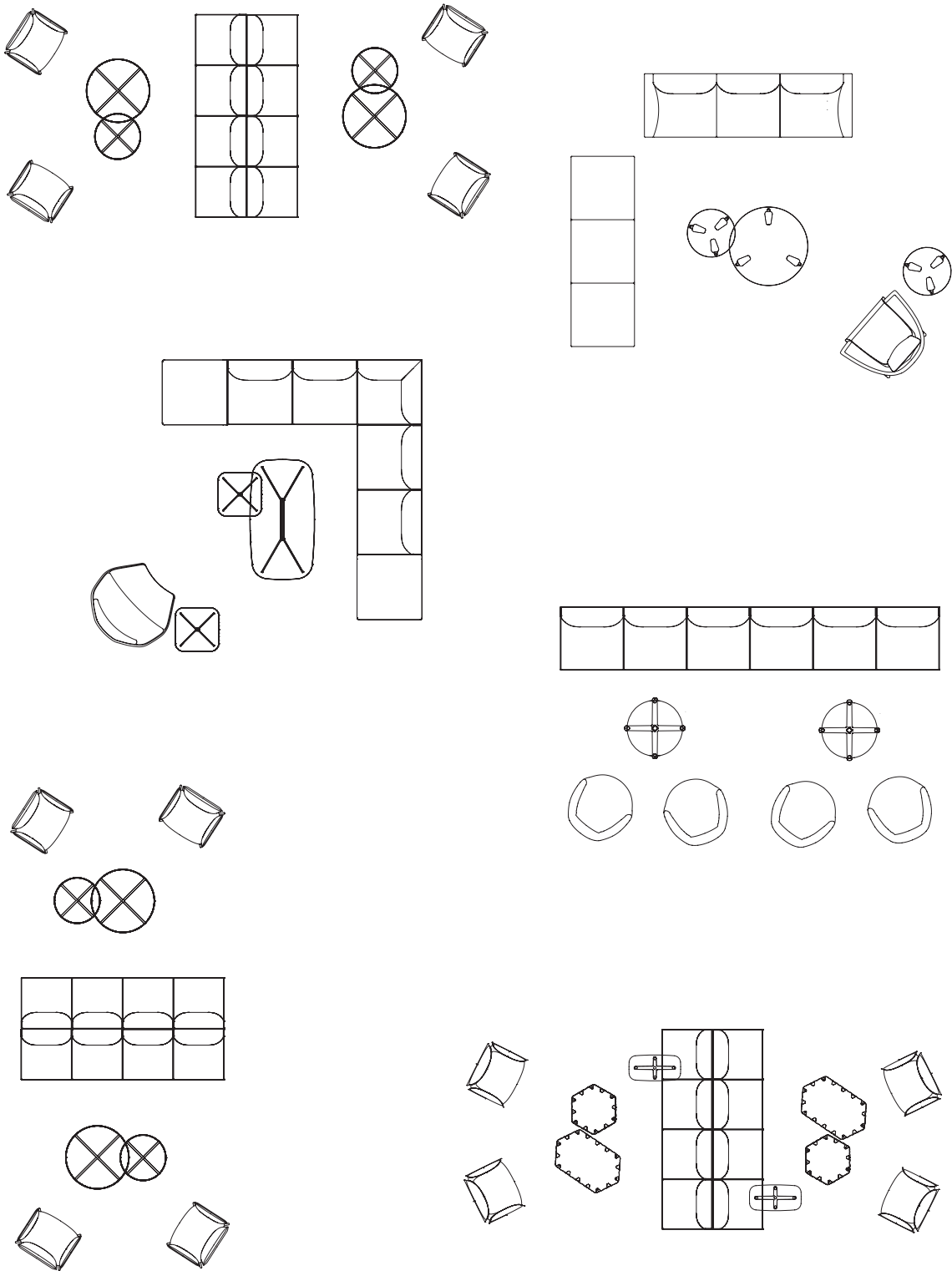


Tablet with
Salt Power

vettore

planning

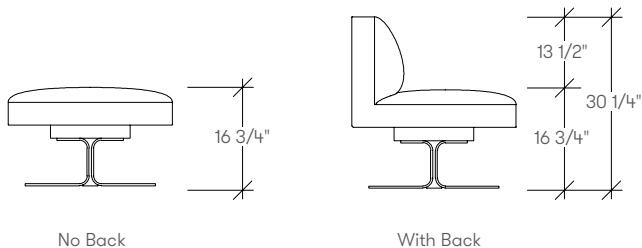
A variety of configurations can be achieved with Vettore, allowing for various configurations. The following typical demonstrate the versatility that can be achieved.



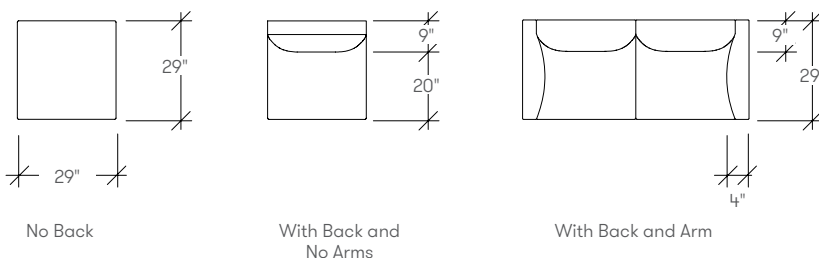
vettore

The following outlines the overall dimensions of each seating and tables.

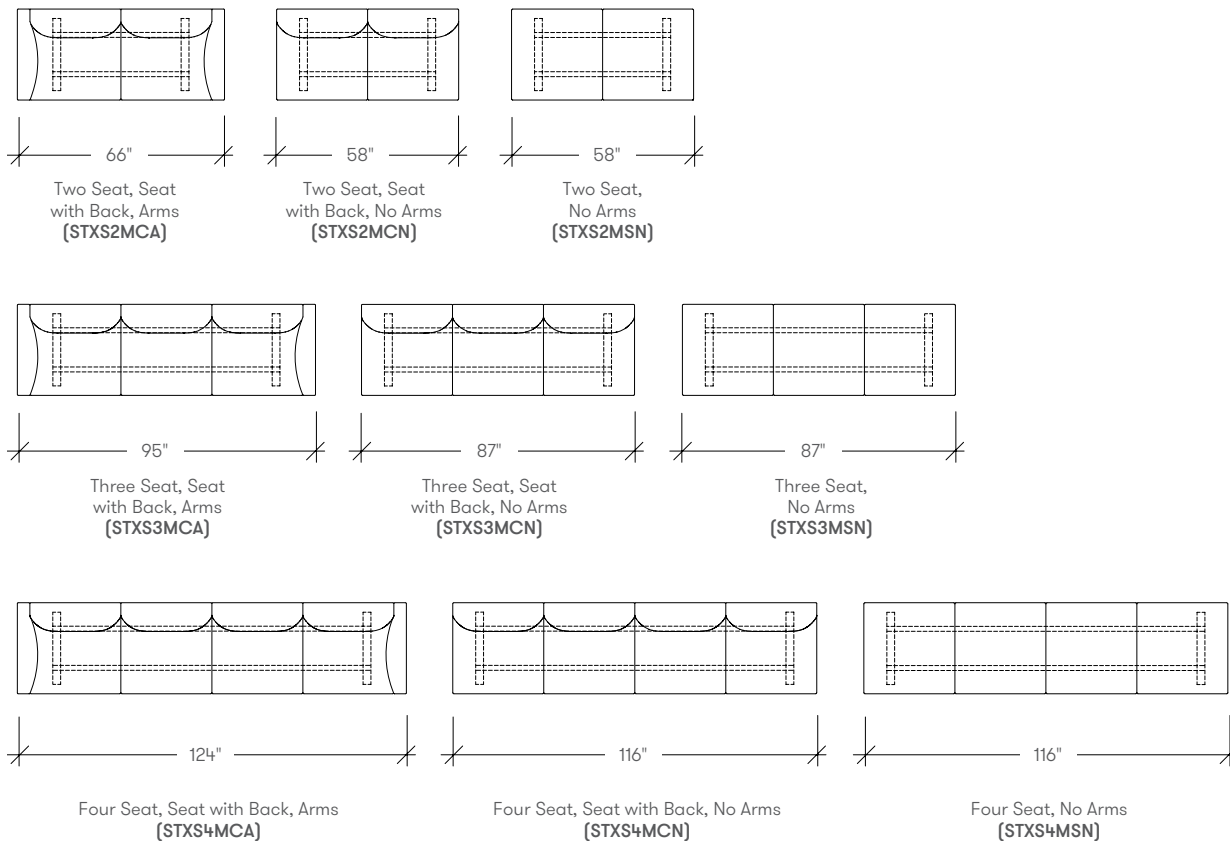
seating heights



seating depths

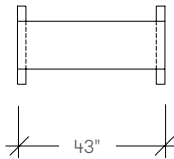


seating overall widths

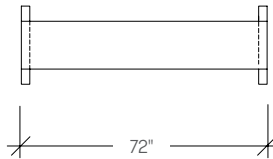


vettore

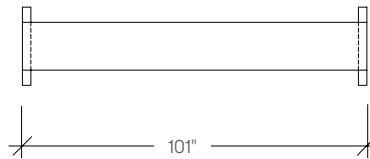
modular seating overall widths



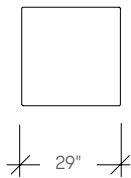
Modular Base,
Two Seat Beam
(STXB2M)



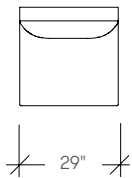
Modular Base,
Three Seat Beam
(STXB3M)



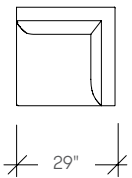
Modular Base,
Four Seat Beam
(STXB4M)



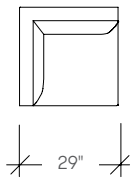
Modular Seat,
Bench
(STXUA)



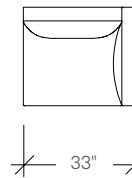
Modular Seat,
Seat with Back
(STXUB)



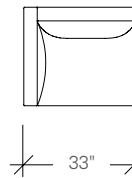
Modular Seat,
Right Side Facing
Corner
(STXUC)



Modular Seat,
Left Side Facing
Corner
(STXUD)



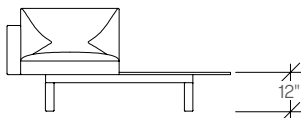
Modular Seat,
Right Side Facing
Seat with Arm
(STXUE)
*Arm unit may only be
used as an end piece*



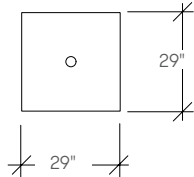
Modular Seat,
Left Side Facing
Seat with Arm
(STXUF)
*Arm unit may only be
used as an end piece*

modular tables overall heights and widths

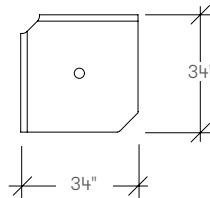
Table Height off floor: 12"
Table Thickness: 1/2" Laminate
1/2" Veneer



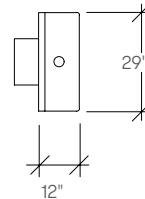
Modular Tables
(Centre End Table Shown)



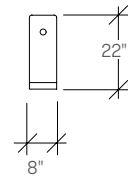
Center Tables -
Laminate and Veneer



Corner Tables - Veneer



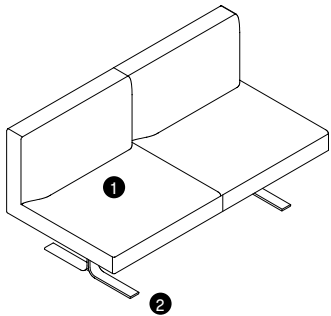
1/2 End Tables -
Laminate and
Veneer



Tablet Accessory

specifying vettore finishes

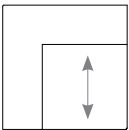
The following outlines the specification process for Vettore fabric selections.



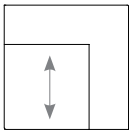
- 1 Seat and Back Upholstery
Select the seat and back upholstery
- 2 Base Finish
Select the base finish

Left or Right corners are determined by the fabric pattern direction in the seat of the corner module. Keep this in mind as you specify a sectional or piece with corner use particularly with a patterned or directional fabric.

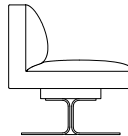
Leg Style



Left



Right

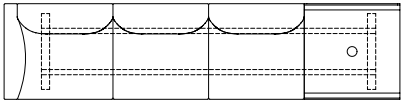


Metal Leg

vettore power accessories

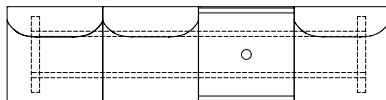
Power can be specified on Vettore Modular tables which is positioned in the center of the tables. Single Round Power Bump accessory is sold separately for Vettore Seating and Modular Tables.

vettore seating



Modular Tables
(Centre End Table
Shown)

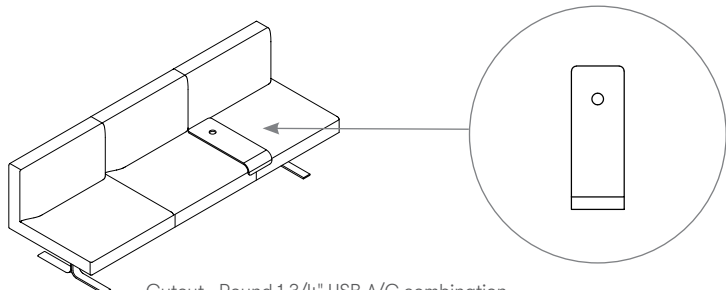
vettore modular seating



Center Tables -
Laminate and Veneer

vettore tablet accessory with salt power

Power is included on Vettore Tablets with Salt Power. Power can be routed on the underside of the bench with magnetic cable managers to the nearest leg or power monument.

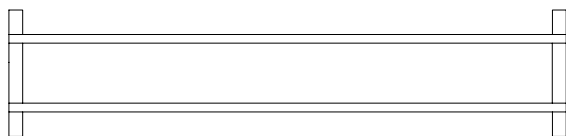


Cutout - Round 1-3/4" USB-A/C combination
Only White or Ebony
North American plug only 6 ft cord

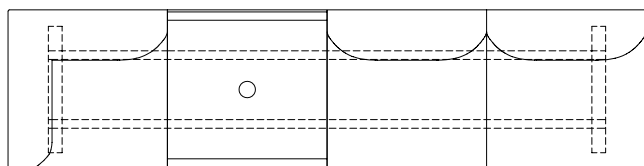
vettore

specifying vettore modular seating

Corner positioning and arm placement is determined by standing in front of a seat. A "Left Side Facing" corner or arm is to your left when looking at the seat and to your right when sitting in the seat.



- ❶ Select the base assembly size
(Two Seat, Three Seat or Four Seat)
- ❷ Select base finish
(Foundation Paint or Fashion Paint)

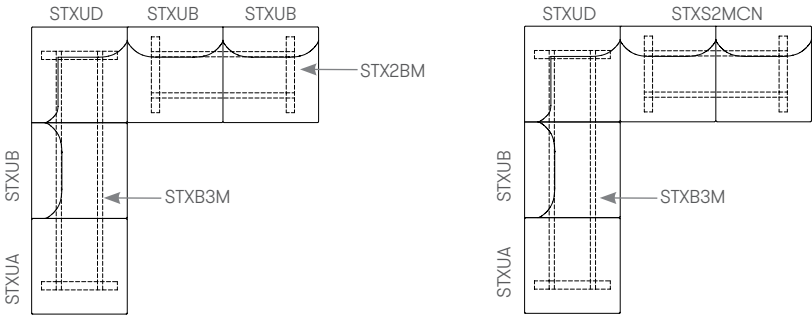
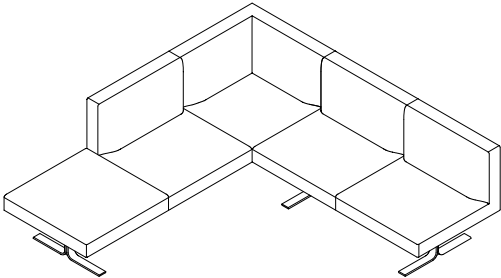


- ❶ Select coordinating quantity of upholstered or table modular pieces to be assembled to the base style
- ❷ Select upholstery finish
- ❸ Select table finish, if applicable

specification example

The following layouts can be specified two different ways.

layout 1



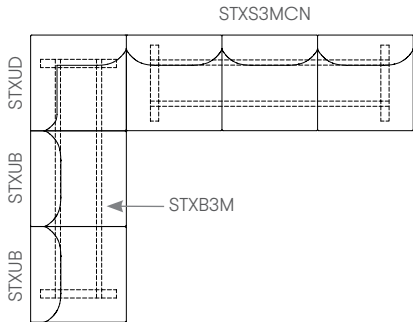
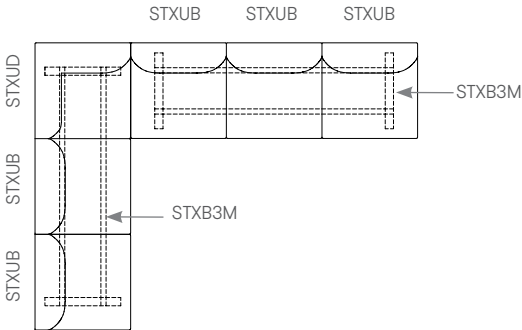
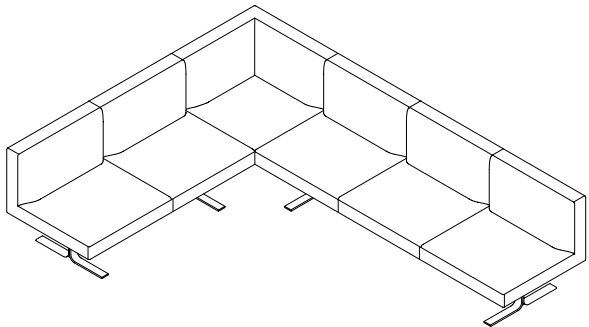
Layout 1 A			
1	STXB2M	Vettore Modular Base, 2 Seat Beam, Metal	1454
1	STXB3M	Vettore Modular Base, 4 Seat Beam, Metal	1517
1	STXUA	Vettore Modular Seat, Bench Gr. 3	1318
1	STXUD	Vettore Modular Seat, Left Side Facing Corner Gr. 3	2630
3	STXUB	Vettore Modular Seat, Seat with Back Gr. 3	2055
Total:			\$13083

Layout 1 B			
1	STXB3M	Vettore Modular Base, 3 Seat Beam, Metal	1517
1	STXUA	Vettore Modular Seat, Bench Gr 3	1318
1	STXUB	Vettore Modular Seat, Seat with Back Gr. 3	2055
1	STXUD	Vettore Modular Seat, Left Side Facing Corner Gr. 3	2630
1	STXS2MCN	Vettore Modular Seat, Seat with Back Gr. 3	5563
Total:			\$13083

specification example

The following layouts can be specified two different ways.

layout 2



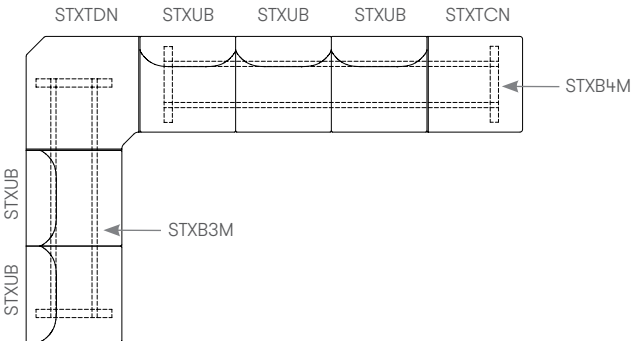
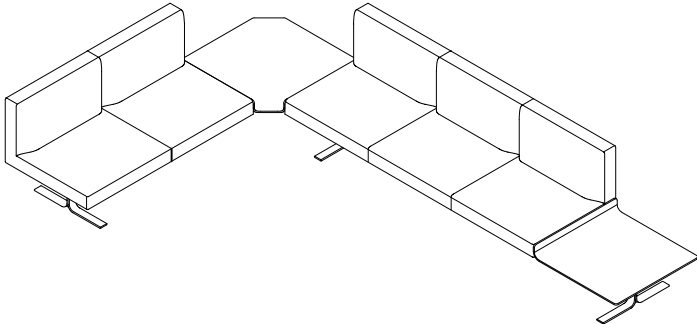
Layout 2 A			
2	STXB3M	Vettore Modular Base, 3 Seat Beam, Metal	1517
5	STXUB	Vettore Modular Seat, Seat with Back Gr. 3	2055
1	STXUD	Vettore Modular Seat, Left Side Facing Corner Gr. 3	2630
Total:			\$15938

Layout 2 B			
1	STXB3M	Vettore Modular Base, 3 Seat Beam, Metal	1517
2	STXUB	Vettore Modular Seat, Seat with Back	2055
1	STXUD	Vettore Modular Seat, Left Side Facing Corner	2630
1	STXS3MCN	Vettore Seating, 3 Seat, Metal, Seat with Back, No Arms	7681
Total:			\$15938

specification example

The following layouts can be specified two different ways.

layout 3

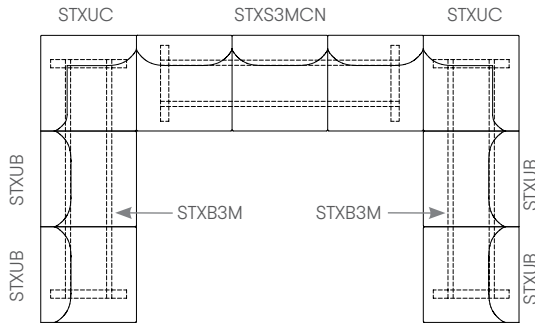
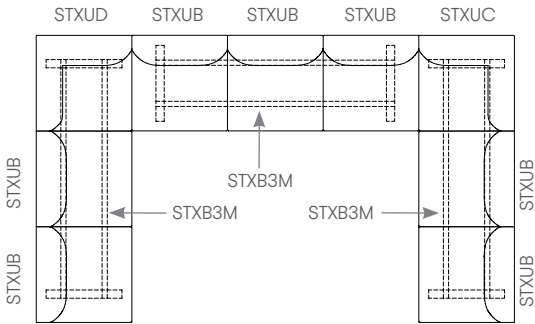
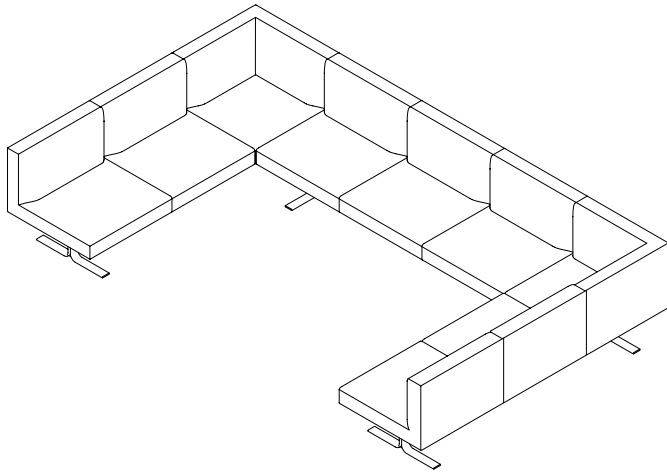


Layout 3			
1	STXB3M	Vettore Modular Base, 3 Seat Beam, Metal	1517
1	STXB4M	Vettore Modular Base, 4 Seat Beam, Metal	1581
5	STXUB	Vettore Modular Seat, Seat with Back	2055
1	STXTCN	Vettore Modular Table, Veneer, End, No Power Cut Out	1454
1	STXTDN	Vettore Modular Table, Veneer, Corner, No Power Cut Out	2086
Total:			\$16911

specification example

The following layouts can be specified two different ways.

layout 4



Layout 4 A			
3	STXB3M	Vettore Modular Base, 3 Seat Beam, Metal	1517
7	STXUB	Vettore Modular Seat, Seat with Back	2055
1	STXUC	Vettore Modular Seat, Right Side Facing Corner	2630
1	STXUD	Vettore Modular Seat, Left Side Facing Corner	2630
Total:			\$24195

Layout 4 B			
2	STXB3M	Vettore Modular Base, 3 Seat Beam, Metal	1517
4	STXUB	Vettore Modular Seat, Seat with Back	2055
2	STXUC	Vettore Modular Seat, Right Side Facing Corner	2630
1	STXS3MCN	Vettore Seating, 3 Seat, Metal, Seat with Back, No Arms	7681
Total:			\$24195

specification example

STXS2MCN – Vettore Seating, Two Seat, Metal, Seat with Back, No Arms		
①	Seat fabric Gr.3	5690
②	Leg finish Fashion Paint	32
Total:		\$5721

STXS3MSN – Vettore Seating, Three Seat, Metal, Seat, No Arms		
①	Seat and back fabric Gr.5	4963
②	Leg finish Fundamental Paint	0
③	Total:	\$4963

STXS4MCN – Vettore Seating, Four Seat, Metal with Back, No Arms		
①	Seat fabric Gr.5	10485
②	Leg finish Fashion Paint	32
Total:		\$10516

COM/COL material requirement

Yardage is based on a non-patterned fabric. Additional yardage may be required for pattern repeats and the matching required. Leather yield may be affected by the quality of the COL. However, variance in the size of the hides will not affect the yield.

SINGLE UPHOLSTERED		COM [yards]	COL [sq. ft.]
Vettore Modular Seat	Bench	2	36
	Seat with Back	3 3/4	67 1/2
	Corner	5 1/4	94 1/2
	Seat & Back with Arm	5 1/2	99
Vettore Seating, Two Seat, Metal Leg	Seat Only without Arm	4	72
	Seat & Back without Arm	7 1/2	135
	Seat & Back with Arm	11	198
Vettore Seating, Three Seat, Metal Leg	Seat Only without Arm	6	108
	Seat & Back without Arm	11 1/4	202 1/2
	Seat & Back with Arm	14 3/4	265 1/2
Vettore Seating, Four Seat, Metal Leg	Seat Only without Arm	8	144
	Seat & Back without Arm	15	270
	Seat & Back with Arm	18 1/2	333

STXB vettore modular base

Product Options

Style	Leg Style	Leg Finish
2 Two Seat Beam	M Metal	Fundamental Paint
3 Three Seat Beam		Fashion Paint
4 Four Seat Beam		

Note The Fundamental or Fashion Paint is for the leg portion only
 The non-visible beam is an anthracite black finish
 Base-to-base ganging hardware included



Price

	Fundamental Paint	Fashion Paint
2 Two Seat Beam	1498	1529
3 Three Seat Beam	1563	1595
4 Four Seat Beam	1628	1660

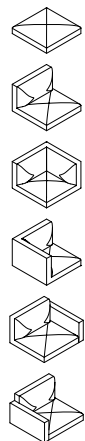
STXU vettore modular seat

Product Options

Style	Upholstery
A Bench	Fabric Leather
B Seat with Back	
C Right Side Facing Corner	
D Left Side Facing Corner	
E Right Side Facing Seat with Arm	
F Left Side Facing Seat with Arm	

Note Seats with Arms must be used as an end piece within the configuration. These CANNOT be used in the middle of a modular configuration
 Assembly hardware included

Price



	COM	COL	Gr.1	Gr.2	Gr.3	Gr.4	Gr.5	Gr.6	Gr.7	Gr.8	Gr.9	Gr.10	Gr.11
A Bench	1165	1235	1267	1311	1351	1395	1429	1457	1486	1519	1553	1587	1626
B Seat with Back	1758	1864	1948	2032	2106	2190	2253	2306	2359	2422	2485	2548	2623
C Right Side Facing Corner	2207	2340	2473	2591	2694	2812	2900	2975	3048	3137	3225	3314	3417
D Left Side Facing Corner	2207	2340	2473	2591	2694	2812	2900	2975	3048	3137	3225	3314	3417
E Right Side Facing Seat with Arm	2337	2478	2615	2739	2847	2970	3063	3140	3218	3310	3403	3496	3605
F Left Side Facing Seat with Arm	2337	2478	2615	2739	2847	2970	3063	3140	3218	3310	3403	3496	3605
	Gr.12	Gr.13	Gr.14	Gr.15	Gr.16	Gr.17	Gr.18	Gr.19	Gr.20	Leather			
										LB	LC	LD	
A Bench	1671	1728	1783	1840	1896	1952	2008	2064	2120	1842	2145	2211	
B Seat with Back	2706	2812	2917	3023	3128	3233	3339	3444	3549	3002	3571	3706	
C Right Side Facing Corner	3535	3682	3830	3977	4125	4273	4420	4567	4715	3934	4730	4927	
D Left Side Facing Corner	3535	3682	3830	3977	4125	4273	4420	4567	4715	3934	4730	4927	
E Right Side Facing Seat with Arm	3728	3883	4037	4191	4346	4501	4655	4809	4964	4146	4981	5187	
F Left Side Facing Seat with Arm	3728	3883	4037	4191	4346	4501	4655	4809	4964	4146	4981	5187	



STXT **vettore modular table, laminate**

Product Options

Style	Power	Surface Finish
A Center End Corner	N No Power Cut Out	Studio Foundation Laminate
F 1/2 End	D Cut Out for Single Round Power Bump	RV Very White
		2TCrisp Grey
		2VEarth
		2U Sand
		CV Ebony

Note For Cut Out for Single Round Power Bump [D] - POWER UNIT SOLD SEPARATELY
 STXTA can be used as an Center, End or Corner table within the module of the base beam
 STXTF is used with the Modular Base. If a Two Seat Beam is specified, two upholstered units need to be specified with the addition of the 1/2 End Table to add after assembly
 Assembly hardware included

Price

		Studio Foundation Laminate
	A Center End Corner	
	No Power Cut Out	1036
	Cut Out	1061
	F 1/2 End	
	No Power Cut Out	905
	Cut Out	1009





STXT **vettore modular table, veneer**

Product Options

Style	Power	Surface Finish
B Center	N No Power Cut Out	Studio Veneer
C End	D Cut Out for Single Round Power Bump	BU Basque White Oak
D Corner		NK Natural Oak
E 1/2 End		DY Cocoa Brown
		DV Sierra
		DZ Truffle

Note For Cut Out for Single Round Power Bump [D] - POWER SOLD SEPARATELY
 STXTE is used with the Modular Base. If a Two Seat Beam is specified, two upholstered units need to be specified with the addition of the 1/2 End Table to add after assembly.

Price

		Studio Veneer
	B Center	
	No Power Cut Out	1842
	Cut Out	1869
	C End	
	No Power Cut Out	1498
	Cut Out	1524
	D Corner	
	No Power Cut Out	2148
	Cut Out	2175
	E 1/2 End	
	No Power Cut Out	1426
	Cut Out	1530

STXA vettore tablet accessories

Product Options

Power	Surface Finish	Power Finish
N No Power	Studio Veneer	8B Ebony Coordinate
C Salt Power, 1 USB-A, 1 USB-C	BU Basque White Oak	7Y Storm White Coordinate
	NK Natural Oak	
	DY Cocoa Brown	
	DV Sierra	
	DZ Truffle	
	Studio Foundation Laminate	
	RV Very White	
	2T Crisp Grey	
	2V Earth	
	2U Sand	
	CV Ebony	

Note Salt Power INCLUDED - USB ONLY
 Laminate and Veneer versions are both curved tablets
 Tablet should only be used between two upholstered seats
 6' Power Cord
 Salt USB-A provides 10-18 Watts power output when used alone, 10 Watts power output when used together with USB-C
 Salt USB-C provides 20 Watts power output when used alone, 10 Watts power output when used together with USB-A

Price



	Studio Foundation Laminate	Studio Veneer
N No Power	1107	1296
C Salt Power, 1 USB-A, 1 USB-C	1368	1557