

kiosks

framed fabric add on for open shelves kiosk (HDAS)

This Framed Add-On board is sized specifically for Open Shelves Kiosk can be used in two applications:


- 67" high x 30" is mounted to the back of Open Shelves Kiosk without Ledge
- 48" high x 30" is mounted to the back of Open Shelves Kiosk with Ledge



Dimensions:
30" wide x 48" or 67" high
Fabric Finish:
Select Teknion fabrics
Trim:
All paint finishes



67" high x 30" wide



48" high x 30" wide

kiosks

framed fabric add on for open shelves kiosk (HDAS) (continued)

PRODUCT OPTIONS

Height	Width	Fabric Finish	Frame Finish
48, 67	30	Panel Fabrics Upholstery Fabrics	Foundation Mica Accent

PRICING

		Upholstery Fabric										
Code	Dimensions	COM	Gr. 1	Gr. 2	Gr. 3	Gr. 4	Gr. 5	Gr. 6	Gr. 7	Gr. 8	Gr. 9	Gr. 10
HDAS	48"h x 30"w	575	685	788	887	994	1089	1176	1264	1352	1439	1526
HDAS	67"h x 30"w	729	870	1004	1128	1262	1382	1494	1605	1716	1827	1938

		Panel Fabric					
Code	Dimensions	COM Gr. A	Gr. 1	Gr. 2	Gr. 3	Gr. 4	Gr. 5
HDAS	48"h x 30"w	575	597	620	645	671	698
HDAS	67"h x 30"w	758	758	790	821	852	886


If Mica/Accent is specified, add 36

kiosks

framed fabric and whiteboard add-on (HDAF/HDAW)

Framed Add-On Boards are available tackable and whiteboard and can be used in two applications:

- Mounted to the front of a Kiosk that has a 36" high shelf (shown)
- Mounted to the back of a Kiosk with a 24" high optional rail



Framed Fabric Add-On
(HDAF)



Whiteboard Add-On
(HDAW)

Dimensions:

- 24" or 30" wide x 48" high (to finish the full width of the back of a Kiosk with a ledge two add-ons will be required)
- 24", 30" or 48" wide x 36" high (to finish the full width of the front of a Kiosk with a 36" high shelf one add-on will be required)

Finishes:

Whiteboard: Non magnetic writable laminate

Tackable: Select Teknion fabrics

Trim: All paint finishes

kiosks

framed fabric (HDAF)

PRODUCT OPTIONS

Height	Width	Fabric Finish	Frame Finish
72	48, 60	Panel Fabrics Upholstery Fabrics	Foundation Mica Accent

PRICING

		Upholstery Fabric										
Code	Dimensions	COM	Gr. 1	Gr. 2	Gr. 3	Gr. 4	Gr. 5	Gr. 6	Gr. 7	Gr. 8	Gr. 9	Gr. 10
HDAF	36"h x 24"w	263	310	356	404	451	492	540	587	634	681	728
HDAF	36"h x 30"w	281	328	375	422	469	534	581	628	675	722	769
HDAF	36"h x 48"w	353	400	447	495	541	672	720	767	814	860	907
HDAF	48"h x 24"w	285	331	378	425	473	543	590	638	685	731	778
HDAF	48"h x 30"w	311	358	405	452	499	588	635	683	729	776	823
HDAF	48"h x 48"w	391	437	484	532	579	739	785	833	880	927	974

		Panel Fabric					
Code	Dimensions	COM Gr. A	Gr. 1	Gr. 2	Gr. 3	Gr. 4	Gr. 5
HDAF	36"h x 24"w	263	270	281	294	304	316
HDAF	36"h x 30"w	281	292	304	316	329	342
HDAF	36"h x 48"w	353	370	383	399	415	431
HDAF	48"h x 24"w	285	298	311	322	335	348
HDAF	48"h x 30"w	311	322	335	348	362	377
HDAF	48"h x 48"w	391	405	421	438	455	474

If Mica/Accent is specified, add 36

kiosks

whiteboard add-on (HDAW)

PRODUCT OPTIONS

Height	Width	Whiteboard Finish	Frame Finish
48	24, 30, 48	Whiteboard Laminate	Foundation Mica Accent

PRICING

Code	Dimensions	Foundation Frame	Mica Frame	Accent Frame
HDAW	36"h x 24"w	429	447	447
HDAW	36"h x 30"w	459	477	477
HDAW	36"h x 48"w	563	581	581
HDAW	48"h x 24"w	461	480	480
HDAW	48"h x 30"w	497	514	514
HDAW	48"h x 48"w	670	688	688

kiosks

add-on boards (HOAB)

Add-On Boards are available in tackable fabric or whiteboard and can be used in two applications.

- Sitting freely on the ledge on the back of a Kiosk (shown)
- Stored or used on the Lift & Drop frame of a Gallery Kiosk



Configurations:

(T) 2 tackboards

(W) 2 whiteboards

(U) 1 tackboard/1 whiteboard

Dimensions:

30" wide x 48" high (each board)

Finishes

Whiteboard: non magnetic writable laminate with black edge

Tackboard: select Teknion fabrics



Add-On Boards
(HDABT)



Add-On Boards
(HDABW)

kiosks

add-on boards (HDAB) (continued)

PRODUCT OPTIONS

Add On Board Configuration	Tackboard	Whiteboard Finish
W Two Whiteboard Add-Ons T Two Tackboard Add-Ons U One Whiteboard Add-On and Tackboard Add-On	Whiteboard Panel Fabrics Upholstery Fabrics	Whiteboard Laminate

PRICING

Code	Product Name	Upholstery Fabric							Panel Fabric	
		COM	Gr. 1	Gr. 2	Gr. 3	Gr. 4	Gr. 5	Gr. 6	COM	Gr. 1
HDABT	Two Tackboard Add-Ons	625	640	791	941	1040	1139	1241	638	640
HDABU	One Whiteboard Add-On & One Tackboard Add-On	728	760	808	856	906	955	1007	739	741
		Whiteboard Finish								
HDABW	Two Whiteboard Add-Ons	843								

kiosks

retrofitable kits (HDAK)

Retrofitable Kit allows all Kiosks to be converted in the field; change from mobile to fixed, or fixed to mobile.



Four Casters with Corner bumper (HDAKC)

Detachable



Four Fixed Legs with Removable Skirt (HDAKL)

- For 48", 60" wide Kiosk
- Four coordinated paint colors are available to match Kiosk base color
- Can be used to ease installation and/or enable potential cable management.

Fully Welded Frame



Fixed Plinth (HDAKP)

- For "Open" Kiosks 36" wide only (HDWF, HDWP)
- Four coordinated paint colors are available to match Kiosk base color

PRODUCT OPTIONS

Width	Kit Type	Leg Finish
30, 48, 60	C Casters and Bumpers L Legs with Removable Skirt P Fixed Plinth	Foundation Laminate


PRICING

Code	Dimensions	Description	Price
HDAKC	36"w	Casters and Bumpers	171
HDAKP	36"w	Fixed Plinth	187
HDAKC	48"w	Casters and Bumpers	172
HDAKL	48"w	Legs with Removable Skirt	187
HDAKC	60"w	Casters and Bumpers	177
HDAKL	60"w	Legs with Removable Skirt	187

kiosks

wire management kit (HDAZ)

The Cable Management Bundle is used to add power to a Kiosk.



Included:

- 16'-0" long vertical cable manager
- A molded wire loom with two detachable p-clips
- A metal attachment bracket that accepts a YEPD-7 power bar (power bar ordered separately)
- Bundle is already included in the Media Kiosk and the Media Chat Kiosk

Finish: Black

PRODUCT OPTIONS

Wire Management Kit
A AC Power Mount, Wire Loom, Vertical Manager

PRICING

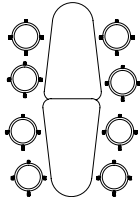
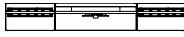
Code	Price
HDAZA	60

kiosks planning styles

Workplace settings can include a few Kiosks or additional ones can be brought in for added functionality.

TEAM SPACES

In team huddles Kiosks provide an owned space for brainstorming sessions. In workshop settings they are performance oriented and provide intuitive functionality. Kiosks provide technology support and space division. (Media Kiosk & Open Planter Kiosk)

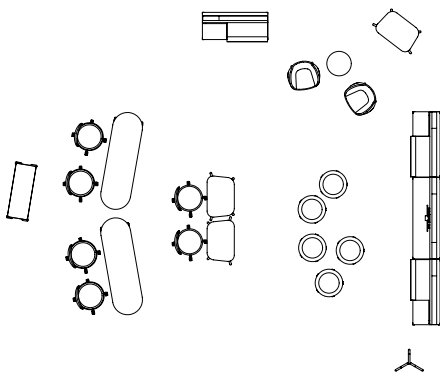


Enhance functionality with kiosks that bring remote workers into the activity, provide whiteboards and tackboards and a place for coats and bags. (Media Chat Kiosk, Gallery Kiosk & Mud Room Kiosk)



TRAINING AREAS

Kiosks are ideal when reconfiguration and scalability is required. They provide digital and analog options and bring remote workers into the activity. (Media Kiosk, Media Chat Kiosk & Gallery Kiosk)



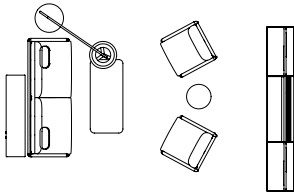
A place for coats and refreshments add to the functionality, while planters add the warmth of biophilia to the space. (Mud Room Kiosk, Servery Kiosk & Open Planter Kiosk)



kiosks planning styles

SOCIAL SPACES

Kiosks provide storage, a neutral backdrop and casual space division to a social space
(Storage Kiosk & Open Felt Kiosk)

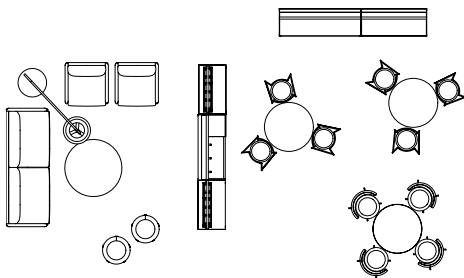


Biophilia and a place for refreshments adds comfort to the space.
(Servery Kiosk & Open Planter Kiosk)




CAFÉ SETTINGS

Kiosks provide the functionality required in a café/lounge setting including a place to hang your coat, have a coffee and recycle your waste.
(Mud Room Kiosk, Servery Kiosk & Recycle Kiosk)

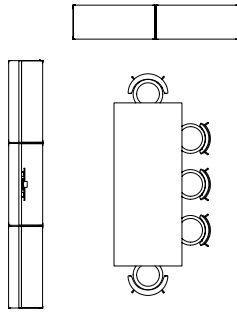


Casual open space division adds privacy between settings.
(Open Planter Kiosk & Open Felt Kiosk)



kiosks planning styles

WORKSHOP/TEAM SPACE



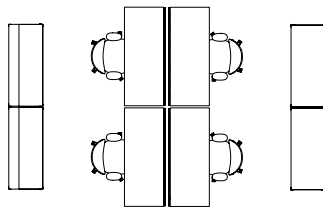
Extending beyond the traditional meeting room, gathering Kiosks together around a team-focused table instantly creates a destination for collaboration. With Kiosks, this team workshop space supports technology, personal storage and space division. (Locker Kiosk, Counter Storage Kiosk, Counter Recycling Kiosk and Media Kiosk).



TEAM FOCUS SPACE



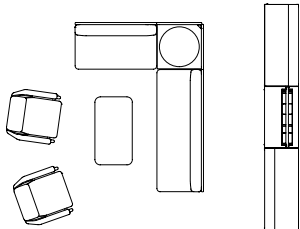
Heads down focus team space allows users to work together or independently. Surrounded by various storage solutions, tackboards or whiteboards, this type of Team Focus Space includes everything required for a productive work day. (Open Shelves Kiosk, Counter Storage Kiosk, Locker Kiosk and Gallery Kiosk)



kiosks planning styles

SOCIAL LOUNGE

Placed alone or grouping several Open Shelves Kiosks side by side forms desirable casual space division while maintaining a visual connection to areas beyond the lounge. These featured Kiosks are useful display units for showcasing items or storing materials. (Open Shelves Kiosk with Full-Height Fabric Add-on and Planter Kiosk).



planning with kiosks

The following Kiosk thought starters can be found on the Teknion Planning Tool.

 **TEKNION PLANNING TOOL – KIOSKS**



