

expansion
casework+

price & application guide

01.27.2025



teknion





WHAT IS EXPANSION CASEWORK+ 4

INDEX 10

APPLICATION GUIDE 13

PRICE & PRODUCT GUIDE. 137

what is expansion casework+

what is expansion casework+

Expansion Casework+ is a collection of storage cabinetry and accessories designed for business, healthcare and institutional applications.

design

Offers easy-to-specify and easy-to-assemble products designed for a broad range of applications such as cafeteria, café, kitchen, mail room, copyroom, lunch room and more. Cabinets and accessories are divided in three categories: Upper Cabinets, Base Cabinets and Storage Cabinets. A variety of Countertops & Supports, Finishing Components and Accessories are also available to complete the application and achieve a finished look. Designed for seismic zones/activity

modularity

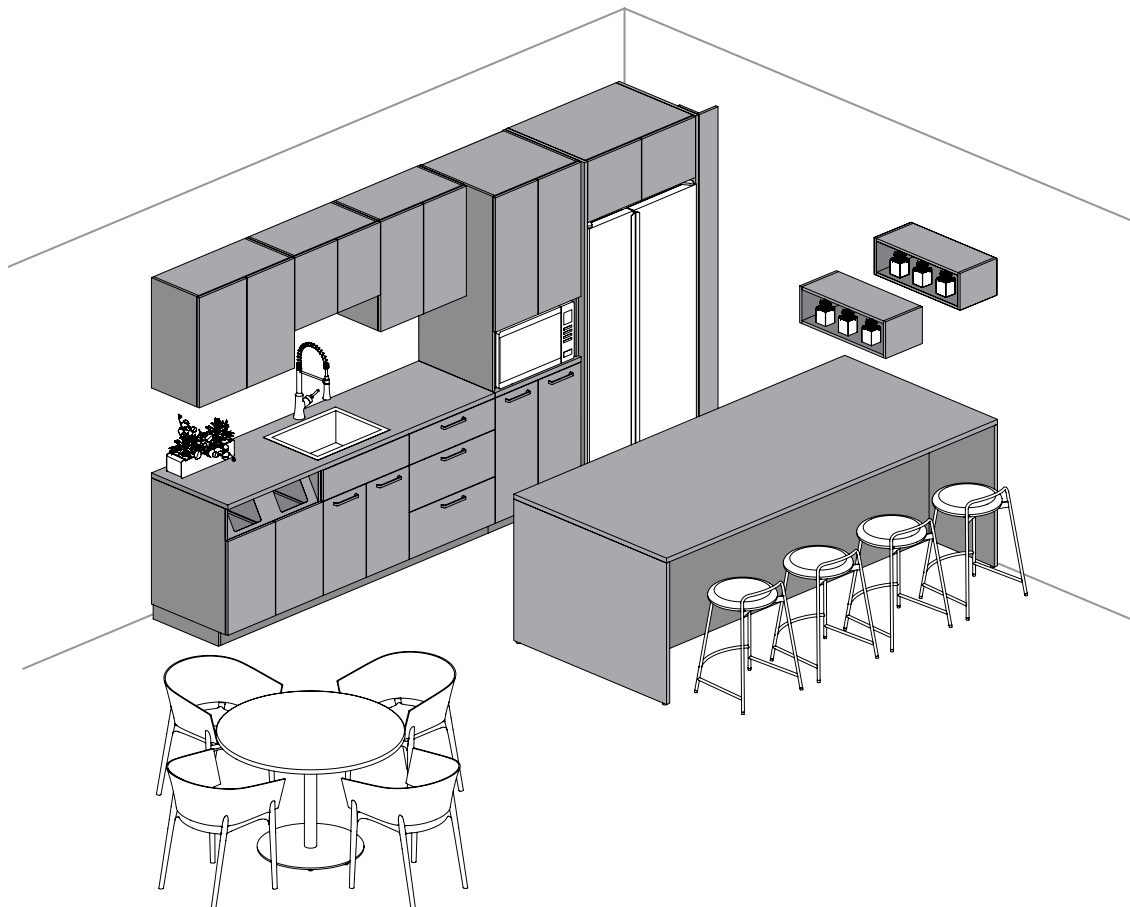
Modular design allowing for easy reconfiguration and relocation of units. Expansion Casework+ can be reconfigured and relocated offering a cost-effective alternative to millwork.

installation

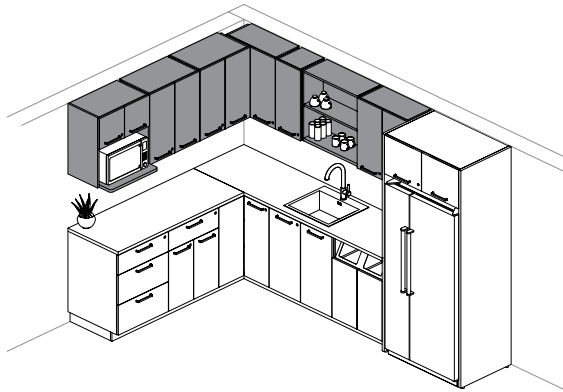
Unique installation system uses wall-mounted rail and metal-to-metal cabinet connections, allowing freedom of change and ensuring structural integrity

complementarity

Expansion Casework+ is a complement to other Teknion products, offering the quality and benefits of commercial furniture. It features the same material and finish options as other Teknion products, promoting product blending.

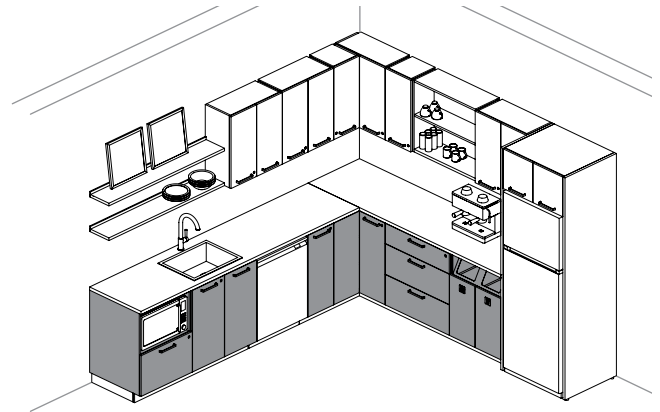


a collection of cabinets & accessories



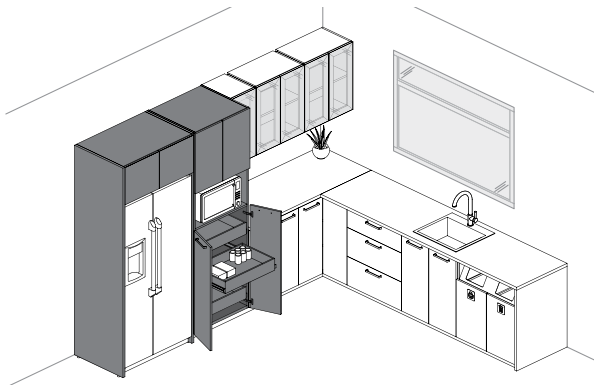
upper cabinets

Upper Cabinets are available in many styles and dimensions for maximum configuration possibilities. They can be used alone or mounted above Base Cabinets to provide convenient open or closed storage.



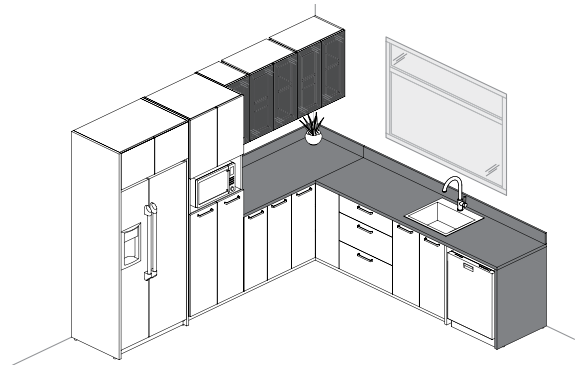
base cabinets

Base Cabinets are available in many styles and dimensions for maximum configuration possibilities. They can be used alone or placed under Upper Cabinets to provide convenient open or closed storage.



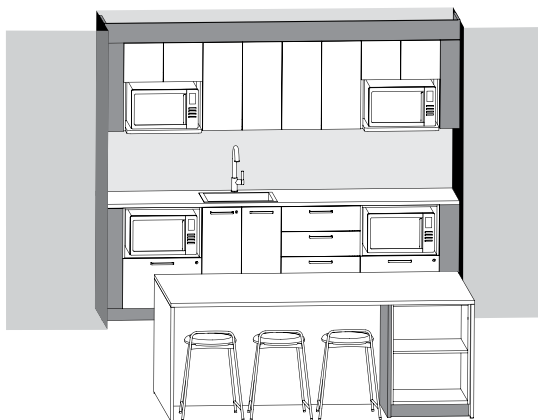
storage cabinets

Expansion Casework+ Storage Cabinets are designed to enhance functionality and provide additional storage space.



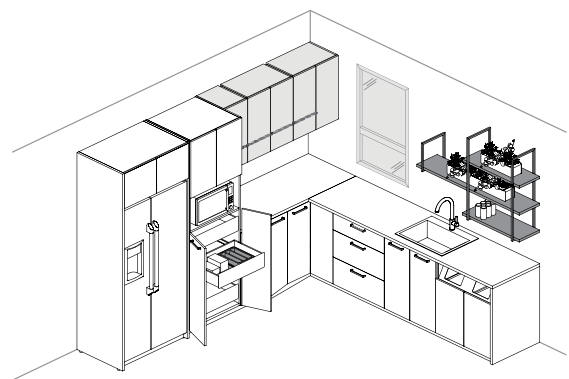
countertops & supports

Expansion Casework+ Countertop & Supports are designed to complement cabinets and storage.



finishing components

Expansion Casework+ Finishing Components are designed to fill gaps between cabinets and wall for enhanced fit and finish.



accessories

Expansion Casework+ Accessories are used to enhance functionality and add a finishing touch to Expansion Casework+ layouts.

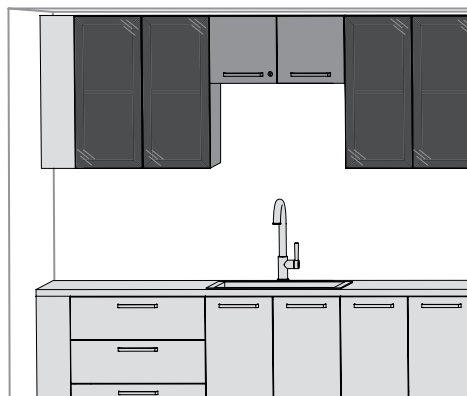
what is expansion casework+

expansion casework+ features

expansion casework+ features include:

door & drawer finishes:

4 mm tempered glass doors are available in clear, frosted or back-painted. Solid doors and drawers are available in Source Laminate, Foundation Laminate, Grade 2 Laminate or Flintwood. Cabinet Cases are available in Source Laminate or Flintwood



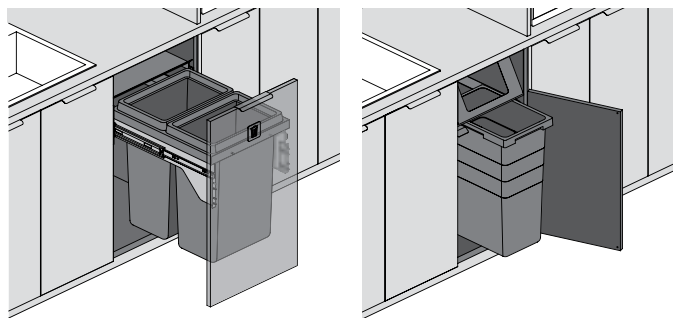
custom configurations:

Custom cabinet configurations are available to accommodate virtually any application



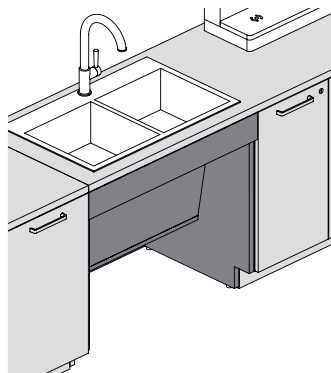
recycling/waste cabinets:

Base Cabinets provide a waste bin/recycling center with one or two integrated bins and with or without full-extension ball bearing slides



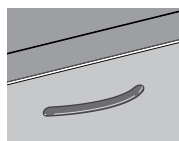
ADA sink/cabinet:

ADA-compliant units are available with or without doors for complete access below the surface

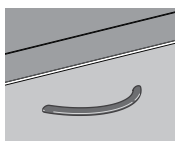


pull styles:

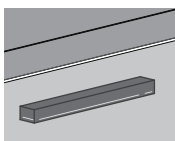
Concealed pulls on upper, base & storage cabinets



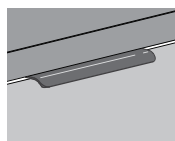
Standard Expansion (1)



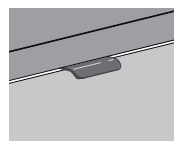
Stainless ADA (8)



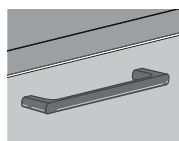
Rectangular (9)



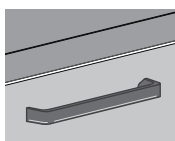
Edge - Standard (E)



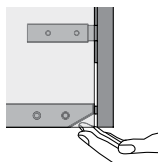
Edge - Small (F)



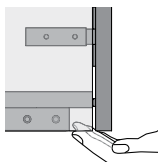
Modern Straight (ADA) (M)



Slim (S)

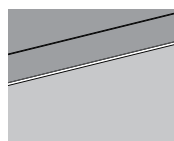


Laminate Cabinet



Flintwood Cabinet

Finger Pull (X)

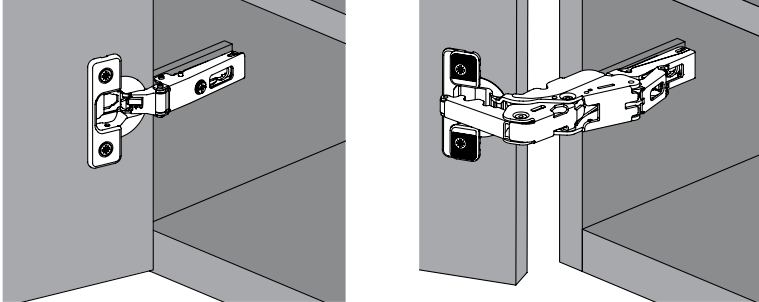


Drilled on Site - (No Pull) (Z)

expansion casework+ features (continued)

door hinges:

- Standard or Full Extension soft close door hinges of door(s) on upper, base & storage cabinets
- Door hinges are available in 110° (standard) or 155° (full extension) for optimal accessibility

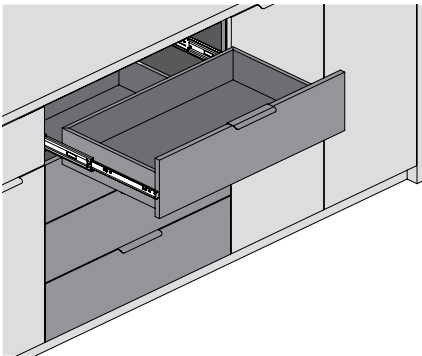


sturdy drawers:

- Standard or Undermount soft close drawer slides
- Available with base cabinets with drawers & tall cabinets with interior drawers

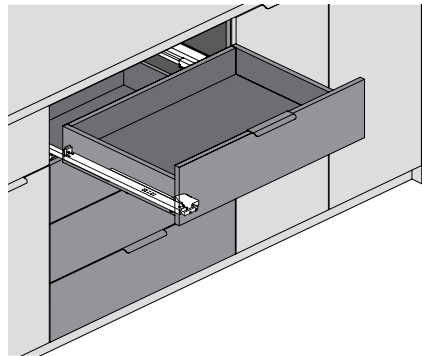
Standard – Soft Close

Standard drawers feature soft close full extension exposed slides on a 16" deep white drawer body



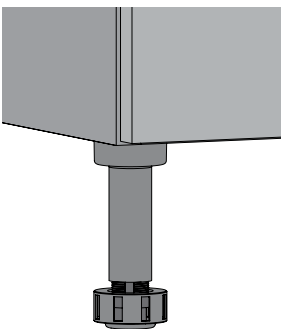
Undermount – Soft Close

Undermount drawers feature soft close full extension exposed slides on a 20" deep white drawer body

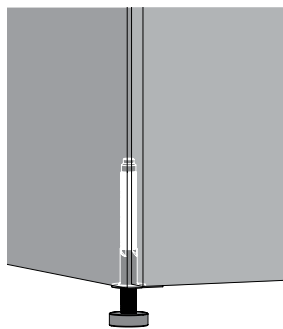


cabinet leveling:

Cabinets with adjustable feet come with 1 1/2" levelers and cabinet with chrome levelers come with 3/8" levelers concealed within the cabinet structure



Adjustable Feet



Chrome levelers

upper cabinets

where to find the information you need

Teknion provides an array of tools and information resources to help you get things done simply and easily. From product pricing to application guidelines to online planning suggestions, you will find what you need when you need it.

guide contents

This guide contains all the information you need to order this product through your specification software. The Introduction section provides everything you need to get started, including an index for product reference. The Application Guide section contains detailed specification guidelines, application and planning information to help you plan your project correctly. The Price Guide sections provide detailed pricing and specification information by product type. Available online at www.teknion.com.

where to find the information you need

All Teknion marketing materials are available online at www.teknion.com, including:

price & product guide

application guide

planning tool

installation guides

fabrics & finishes

product photography & drawings

weights & volumes

order forms

warranty/terms & conditions of sale

xpress program guide

teknion forms

The following forms are available online at www.teknion.com, to help you specify and place your order if required:

teknipaint

If you require a custom paint color match, you must submit a TekniPaint form.

using your own material (COM)

If you wish to use your own material on fabric-covered products, you must submit a completed COM form including a sample upholstery and safety testing. A COM Order Information Sheet must also be submitted. This form captures all relevant ordering and tracking information. A COM Request for Yardage Calculation form may be sent to Teknion for preliminary yardage requirements.

placing a manual order

Complete an Order Cover Sheet with the information we need to fill your order. This is the most important step. If the Order Cover Sheet is not complete and correct, the order may be delayed.

key requirements

If you require that certain pieces share the same locks you will need to specify Set of Keys Alike (SOKL) located in the Price and Product Guide.

user feedback

How is our marketing material working for you?

Feedback from the user is very important to the quality of Teknion's marketing material. We ask that if you have suggestions on how you think we could improve content OR if you have found an error, that you contact your Teknion Technical Services department.

index

| Section Contents | Product Code | Page No. |
|--|--------------|----------|
| WHAT IS EXPANSION CASEWORK+? | | |
| What is Expansion Casework+? | | 4 |
| A collection of cabinets & accessories | | 5 |
| Expansion Casework+ features | | 6 |
| INTRODUCTION | | |
| Where to find the information you need | | 9 |
| APPLICATION GUIDES | | |
| Understanding upper cabinets | | 18 |
| Upper cabinets components | | 21 |
| Upper cabinets basics | | 22 |
| Planning with upper cabinets | | |
| Light management specification | | 25 |
| Planning with light management | | 25 |
| Integrated end panel specification | | 26 |
| Wall-mounted rail for upper cabinet details & interior clearance | | 27 |
| Cut-out for upper cabinet – microwave section & doors | | 28 |
| Planning with upper cabinet for blind corner | | 29 |
| Planning with base cabinets | | |
| Understanding base cabinets | | 32 |
| Base cabinets components | | 36 |
| Base cabinets basics | | 38 |
| Front alignment overview | | 42 |
| Interior clearance | | 43 |
| Hinge styles | | 44 |
| Drawer styles | | 44 |
| Filing capabilities | | 45 |
| Cut-out for base cabinet – microwave section & drawer | | 46 |
| Waste/recycling systems | | 47 |
| Planning with base cabinet for standard corner | | 48 |
| Planning with base cabinet for blind corner | | 49 |
| Understanding storage cabinets | | 52 |
| Storage cabinet components | | 56 |
| Storage cabinet basics | | 58 |
| Planning with storage cabinets | | |
| Front alignment overview | | 61 |
| Interior clearance | | 62 |
| Hinge styles | | 66 |
| Drawer styles | | 66 |
| Cut-out for storage cabinet – microwave section(s) & doors | | 67 |
| Storage cabinet specification heights | | 70 |
| Planning with countertop cabinet | | 70 |
| Waste/recycling units | | 71 |
| Planning with recycling/disposal units | | 72 |
| Understanding standard countertop & supports | | 76 |
| Standard countertop & supports basics | | 77 |
| Planning with standard countertop & supports | | |
| Planning with standard countertop | | 79 |
| Planning with backsplash & sidesplash | | 80 |
| Planning with supports | | 81 |

| Section Contents | Product Code | Page No. |
|--|--------------|----------|
| Understanding island countertop & structures | | 82 |
| Island countertop & structures basics | | 83 |
| Planning with island countertop & structures | | |
| Planning with island countertop | | 85 |
| Planning with island structures | | 85 |
| Visitor space with island countertop | | 86 |
| Power distribution with island structures | | 86 |
| Understanding Finishing Components | | 90 |
| Finishing Components basics | | 93 |
| Planning with finishing components | | |
| Seams alignment with top fillers & toe kicks | | 96 |
| Planning with toe kicks | | 97 |
| Top & side filler configurations | | 101 |
| Planning with top fillers | | 101 |
| Planning with side fillers | | 103 |
| Planning with end panels | | 105 |
| Understanding accessories | | 108 |
| Accessory basics | | 110 |
| Planning with accessories | | |
| Planning with recessed LED light (CEALED) | | 113 |
| Planning with undercabinet accessory shelf (CEAUS) | | 113 |
| Planning with undercabinet cubby (CEAUC) | | 114 |
| Planning with wall-mounted cubby (CEAWC) | | 115 |
| Planning with wall-mounted shelf (CEAWS) | | 116 |
| Planning with wall shelving unit – metal frame & – shelf | | 117 |
| Planning with drawer organizers | | 118 |
| Planning with symbol identifications | | 119 |
| Pulls styles | | 120 |
| Lock chart | | 122 |
| Cabinets product offering | | 126 |
| Grain direction | | 132 |
| Edge trim style overview | | 134 |
| UPPER CABINETS | | |
| Upper Cabinet – Open | CEUO | 142 |
| Upper Cabinet – Door(s) | CEUS | 146 |
| Upper Cabinet – Glass Door(s) | CEUG | 152 |
| Upper Cabinet – Microwave Section and Doors | CEUMS | 158 |
| Upper Cabinet – Pigeonholes | CEUPL | 160 |
| Upper Cabinet – Pigeonholes Section and Open | CEUPO | 162 |
| Upper Cabinet – Pigeonholes Section and Door(s) | CEUPS | 164 |
| Upper Cabinet for Blind Corner – Door | CEUCS | 168 |
| Upper Cabinet for Blind Corner – Glass Door | CEUCG | 172 |
| Wall-Mounted Rail for Upper Cabinet | CEUR | 176 |
| BASE CABINETS | | |
| Base Cabinet – Open | CEBO | 190 |
| Base Cabinet – Door(s) | CEBS | 192 |
| Base Cabinet – Door(s) and Drawer(s) | CEBDS | 194 |
| Base Cabinet – Three Drawers | CEBDT | 198 |
| Base Cabinet – Four Drawers | CEBDF | 200 |

index (continued)

| Section Contents | Product Code | Page No. |
|---|--------------|----------|
| Base Cabinet – Filing Drawers | CEBDLF | 202 |
| Base Cabinet – Microwave Section and Drawer | CEBMD | 204 |
| Base Cabinet – Pull-Out Recycling/Disposal Center – Dual Bins | CEBWP D | 206 |
| Base Cabinet – Pull-Out Recycling/Disposal Center – Single XL Bin | CEBWPX | 207 |
| Base Cabinet – Recycling/Disposal Center | CEBWU | 208 |
| Base Cabinet for Standard Corner – Door | CEBCAS | 210 |
| Base Cabinet for Blind Corner – Door | CEBCBS | 212 |
| Base Cabinet for Sink – Doors | CEBKS | 214 |
| Base Cabinet for Sink – Doors and False Front | CEBKFS | 216 |
| Base Cabinet for Sink – People with Reduced Mobility – Doors | CEBKRS | 218 |
| Base Cabinet for Sink – People with Reduced Mobility – Open | CEBKRO | 219 |
| STORAGE CABINETS | | |
| Tall Cabinet – Open | CETO | 224 |
| Tall Cabinet – Door(s) | CETS | 226 |
| Two-High Tall Cabinet – Doors | CETT | 232 |
| Two-High Tall Cabinet – Doors with Interior Drawers | CETD | 236 |
| Tall Cabinet – Microwave Section(s) and Doors | CEMS | 240 |
| Tall Cabinet – Microwave Section and Doors with Interior Drawers | CEMD | 246 |
| Countertop Cabinet – Microwave Section(s) and Doors | CECM | 248 |
| Cabinet Kit for One Appliance – Doors | CEKO | 252 |
| Cabinet Kit for Two Appliances – Doors | CEKT | 268 |
| Recycling/Disposal Unit – Standard Bins | CESRUS | 290 |
| Recycling/Disposal Unit – XL Bins | CESRUX | 292 |
| COUNTERTOPS & SUPPORTS | | |
| Countertop | CEWCT | 296 |
| Backsplash | CEWCB | 306 |
| Sidesplash | CEWCS | 309 |
| Countertop Bracket | CEWHB | 310 |
| Countertop Gable | CEWHG | 311 |
| Island Countertop | CEWIC | 312 |
| Island Structure with Gables – Storage on One Side | CEWIS | 316 |
| Island Structure with Gables – Storage on Two Sides | CEWIB | 320 |
| FINISHING COMPONENTS | | |
| Toe Kick – Front | CEATF | 326 |
| Toe Kick – Side | CEATS | 329 |
| Top Filler – Upper, Tall and Countertop Cabinets | CEAFTU | 330 |
| Top Filler – Cabinet Kit for Appliance | CEAFTK | 342 |
| Side Filler – Upper Cabinet | CEAFSU | 346 |
| Side Filler – Base and Tall Cabinets | CEAFSB | 347 |
| Side Filler – Countertop Cabinet | CEAFSC | 348 |
| Side Filler – Cabinet Kit for Appliance | CEAFSK | 349 |
| End Panel – Upper Cabinet | CEAEU | 350 |
| End Panel – Base Cabinet | CEAEB | 351 |
| End Panel – Under Island Base Cabinet | CEAIP | 352 |

| Section Contents | Product Code | Page No. |
|----------------------------------|--------------|----------|
| ACCESSORIES | | |
| Recessed LED Light | CEALE D | 358 |
| Undercabinet Accessory Shelf | CEAUS | 360 |
| Undercabinet Cubby | CEAUC | 362 |
| Wall-Mounted Cubby | CEAWC | 364 |
| Wall-Mounted Shelf | CEAWS | 366 |
| Wall Shelving Unit – Metal Frame | CEASF | 367 |
| Wall Shelving Unit – Shelf | CEASS | 368 |
| Drawer Organizer – Cutlery Tray | CEAOT | 369 |
| Drawer Organizer – Utility Box | CEAOB | 369 |
| Recycling/Disposal Symbol | CEASR | 370 |
| Hook – Single-Sided | CEAHK | 371 |
| Hook – Double-Sided | CEAHW | 372 |
| Shelf for Cabinet | CEACS | 374 |
| Pass-Through Grommet | CEAGR | 376 |
| Pull | CEAP | 376 |
| Locks and Keys | K | 377 |
| Set of Keys Alike | SOKL | 378 |

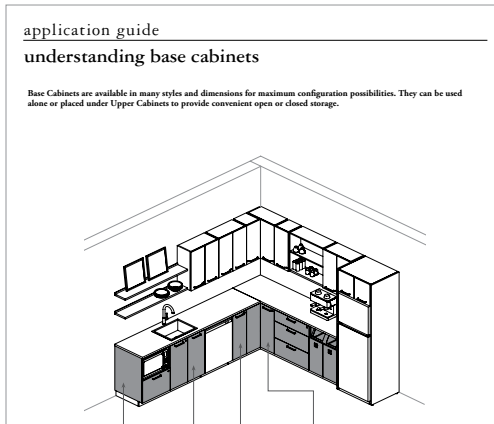
application guide

application guide

| | |
|---|-----|
| UNDERSTANDING APPLICATION GUIDE PAGES | 15 |
| UPPER CABINETS | 17 |
| BASE CABINETS | 31 |
| STORAGE CABINETS | 51 |
| COUNTERTOPS & SUPPORTS | 75 |
| FINISHING COMPONENTS | 89 |
| ACCESSORIES | 107 |
| PULL STYLES | 120 |
| LOCK CHART | 122 |
| CABINETS PRODUCT OFFERING | 126 |
| GRAIN DIRECTION | 132 |
| EDGE TRIM STYLE OVERVIEW | 134 |

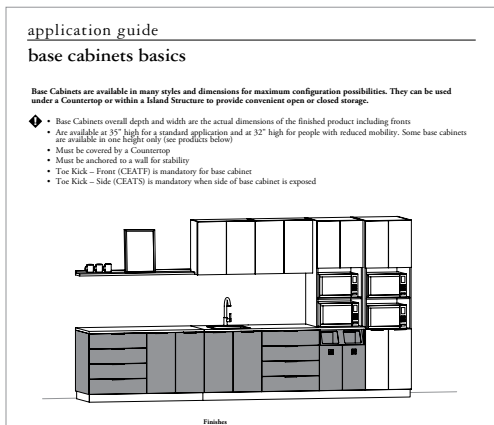
understanding application guide pages

This application guide will include the following types of pages.



understanding pages

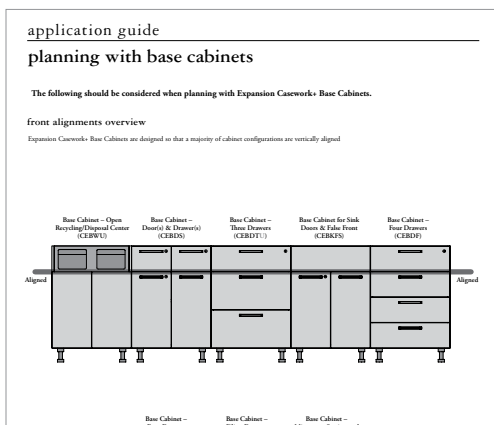
Used to describe the intent and common features of a group of products.



basics pages

Used to describe the details of each individual product including:

- Product codes
- Dimensions
- Options
- Features
- Links to the price page



planning pages

Used to outline the rules and restrictions that should be considered when planning with products.

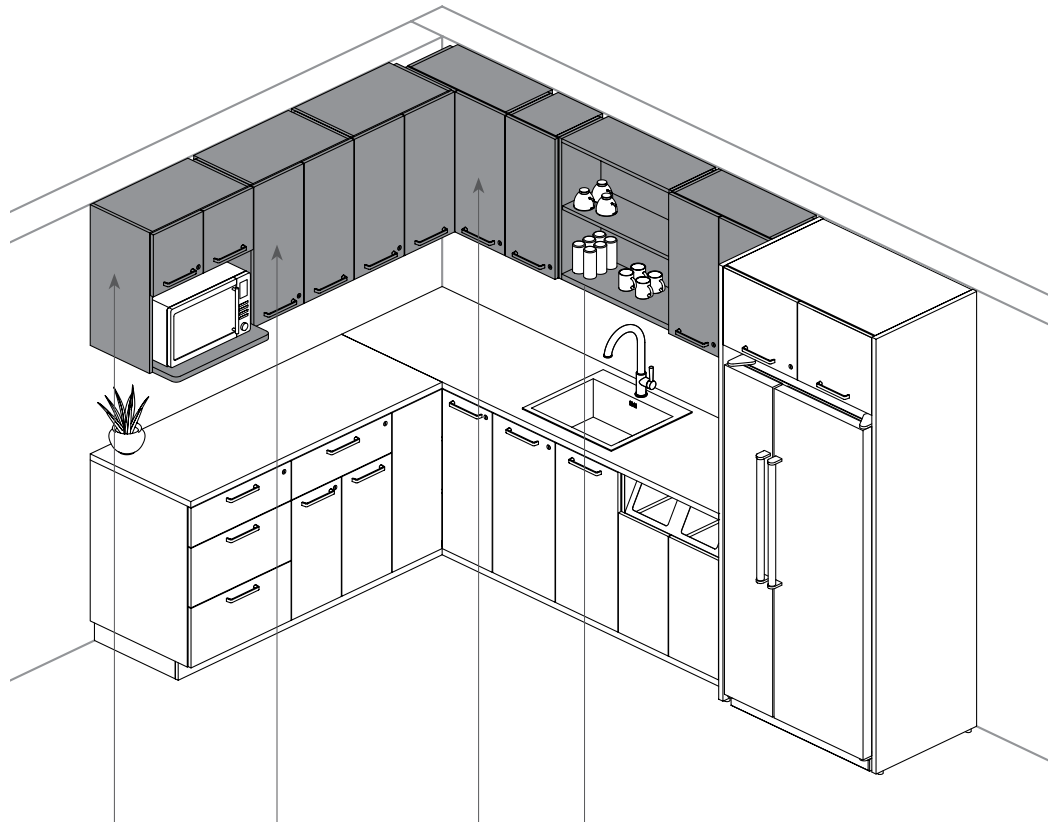
upper cabinets

upper cabinets

| | |
|--|----|
| UNDERSTANDING UPPER CABINETS | 18 |
| UPPER CABINETS COMPONENTS. | 21 |
| UPPER CABINETS BASICS | 22 |
| PLANNING WITH UPPER CABINETS | |
| LIGHT MANAGEMENT SPECIFICATION | 25 |
| PLANNING WITH LIGHT MANAGEMENT | 25 |
| INTEGRATED END PANEL SPECIFICATION | 26 |
| WALL-MOUNTED RAIL FOR UPPER CABINET DETAILS & INTERIOR CLEARANCE. | 27 |
| CUT-OUT FOR UPPER CABINET – MICROWAVE SECTION & DOORS | 28 |
| PLANNING WITH UPPER CABINET FOR BLIND CORNER. | 29 |

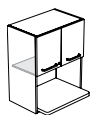
understanding upper cabinets

Upper Cabinets are available in many styles and dimensions for maximum configuration possibilities. They can be used alone or mounted above base cabinets to provide convenient open or closed storage.



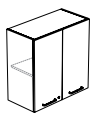
Upper Cabinets

• Nine styles are available:

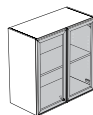


Microwave Section & Doors (CEUMS)

- Comes with two doors and one open section for microwave
- An optional Pass-Through Grommet is available to access wall outlets
- 30" to 42" high cabinets come with one adjustable shelf

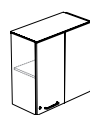


Door(s) (CEUS)

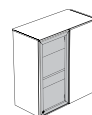


Glass Door(s) (CEUG)

Come with one adjustable shelf

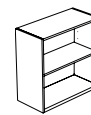


Blind Corner – Door (CEUCS)



Blind Corner – Glass Door (CEUCG)

- Allow a corner application
- The Fixed Panel is always half the width of the cabinet



Open (CEUO)

Comes with one adjustable or fixed shelf. Adjustable shelf allows for more functionality while fixed shelf allows for a cleaner look without pre-drill holes

For Finishes; see page 22

For Pull Styles; see page 120

For Lock Chart; see page 122

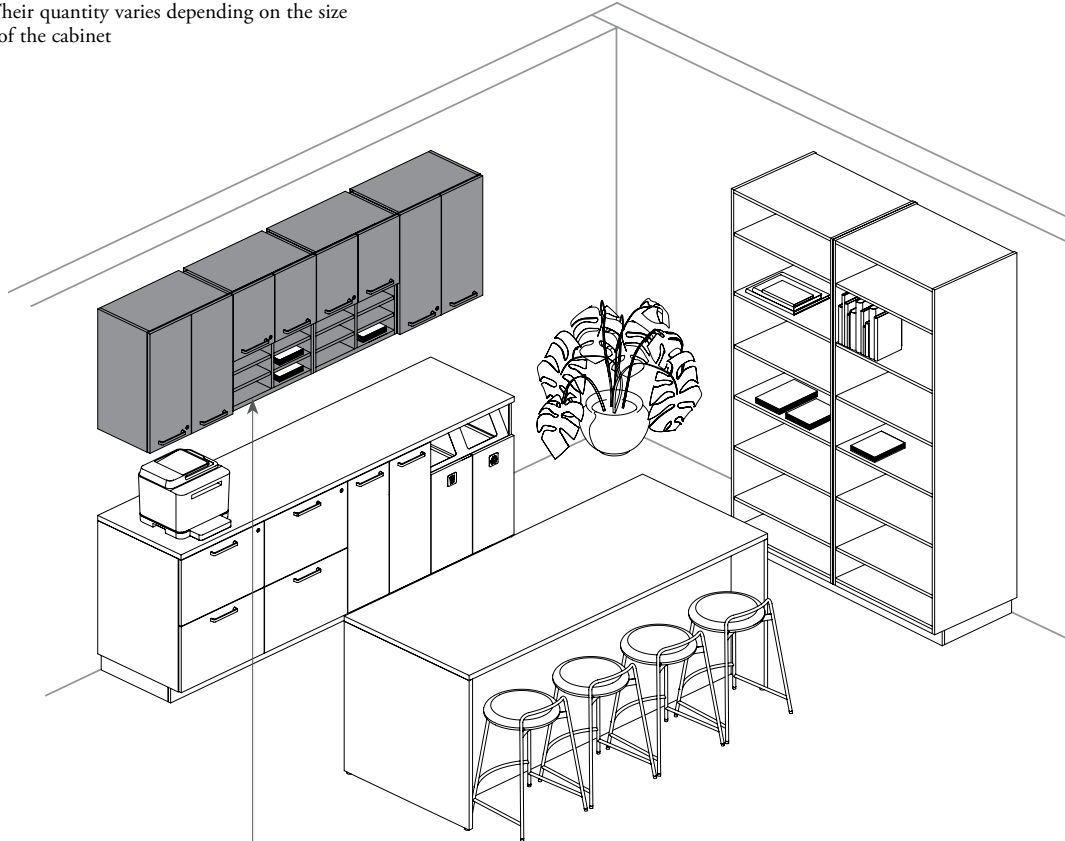
For Cabinets Product Offering; see page 126

For Grain Direction; see page 132

understanding upper cabinets (continued)

Upper Cabinets (continued)

The upper cabinets, on this page, come with removable laminate shelves. Their quantity varies depending on the size and configuration of the cabinet

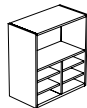


Also available:



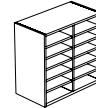
Pigeonholes Section & Door(s) (CEUPS)

- Only 30" to 42" high cabinets come with one adjustable shelf in the upper section



Pigeonholes Section & Open (CEUPO)

- Only 30" to 42" high cabinets come with one adjustable shelf in the upper section



Pigeonholes (CEUPL)

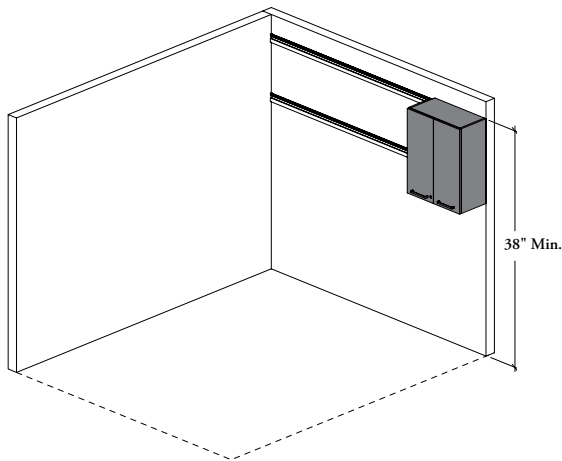
- Pigeonhole openings vary depending on the size and configuration of the cabinet
- Pigeonhole shelves are removable but **not** adjustable

understanding upper cabinets (continued)

The following steps should be followed when planning with Upper Cabinets.

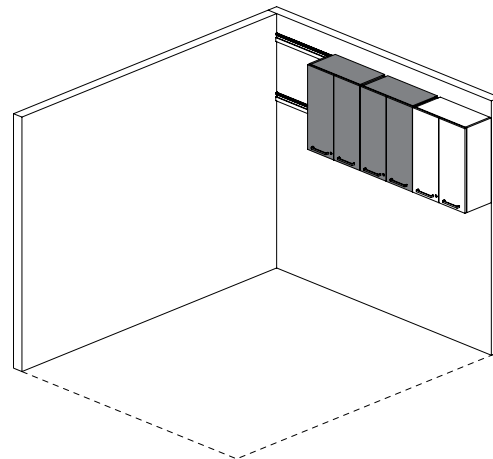
how to plan

- Top of upper cabinets must be installed higher than 38" from ground
- Exact wall dimensions should be confirmed before choosing the cabinet widths
- The overall depth of the cabinet includes the Wall-Mounted Rail
- It is the responsibility of the installer to properly attach Wall-Mounted Rails to the wall; additional wall reinforcement is **not** required when using Wall-Mounted Rails



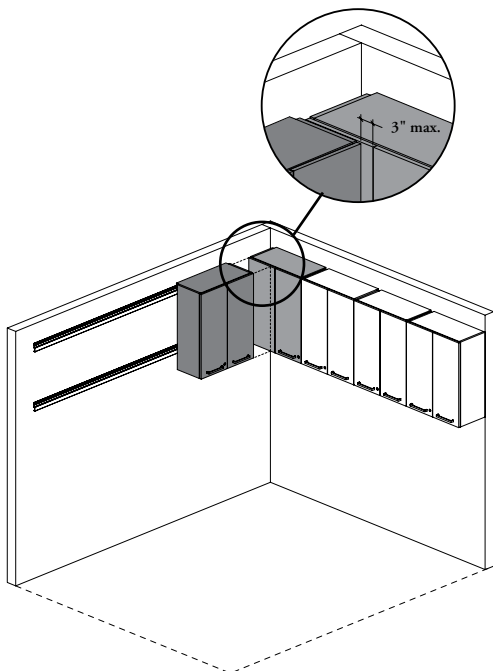
step 1

Place the first cabinet in the opposite corner



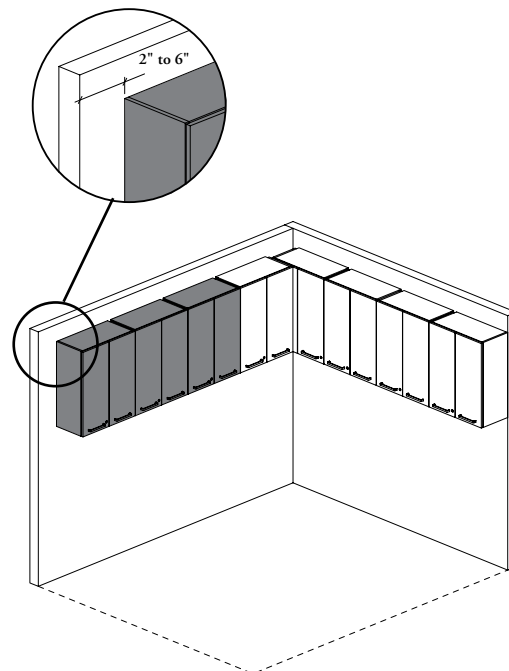
step 2

Arrange remaining cabinets along the wall



step 3

Finish the row with a Blind Corner Cabinet (Left or Right) and start the new row with an adjacent cabinet. Choose the cabinet dimensions so that a maximum of 3" of the fixed panel is revealed



step 4

Fill the other wall with cabinets. When close to a wall, leave a gap between 2" and 6" at the end as installer can install the Side Filler to fit within wall conditions

upper cabinets components

1 Doors

- 12" to 21" wide cabinets come with one door
- 24" to 42" wide cabinets come with two doors
- Laminate door fronts are 11/16" thick and glass doors are made 5/32" (4 mm) Standard or Back-Painted tempered glass inserted in an aluminum frame
- The **Glass Doors** can only be used with the Finger (X) Pull Style; **no** other handles are available
- Glass and solid doors are lockable, the locks and keys are optional

2 Hinges

- Standard – Soft Close (S) hinges allow doors to open up to 110°
- Come with hinges covers

3

When specified, **Pulls** are included with solid doors. For more details, refer to Pull Styles on page 120

4 Case and Dividers

- Case features a 11/16" laminate construction with a 1" thick bottom shelf
- 42" wide and more come with one Central Vertical Divider
- Available with Light Management Groove (when specified)
- Laminate case comes with single bottom shelf **5** and Flintwood case, double bottom shelves

6 Integrated End Panels

This allows for a finished look on the upper cabinet itself

7 Pre-drill Holes and Hardware

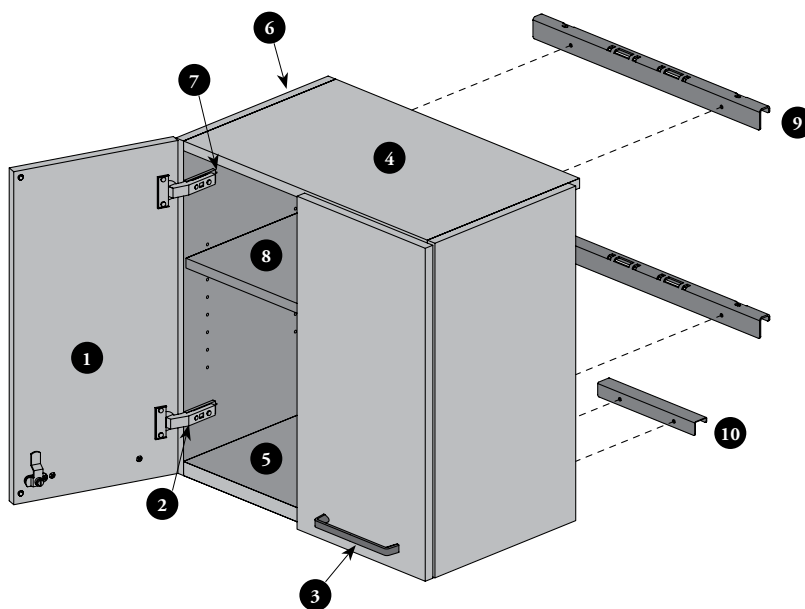
are provided to connect cabinets together and ensure a perfect installation

8 Shelves

- Number varies depending on cabinet height. Refer to individual product pages for details
- Shelves and pigeonhole shelves are 11/16" thick (3/16" front gap)
- The Adjustable Shelves come with Metal Shelf Supports that help prevent the shelf from displacing
- Holes at 1 1/4" intervals (except Upper Cabinet – Open (CEUO) and Upper Cabinet – Pigeonholes Section and Open (CEUPO) when specified Adjustable Shelf(ves), adjustment holes are at 3" intervals)
- When different cabinet heights are combined, shelves can still be aligned as long as the top of the cabinets are aligned. This alignment is possible when using 24", 30", 36" or 42" heights together, or when combining 27" and 33" heights
- Shelf for Cabinet (CEACS) can be ordered separately, see individual product pages for exceptions

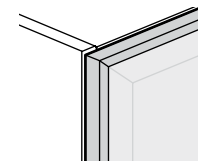
9 Wall-Mounted Hooks and Spacers **10**

Installation hooks allow Upper Cabinets to be mounted on Wall-Mounted Rails (CEUR) – **not** included



1 Framed Glass Door(s)

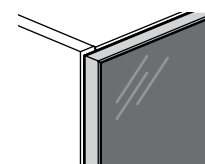
When Clear (CL) or Frosted (FT) glass finish is specified, the door is framed



OR

Frameless Look Glass Door(s)

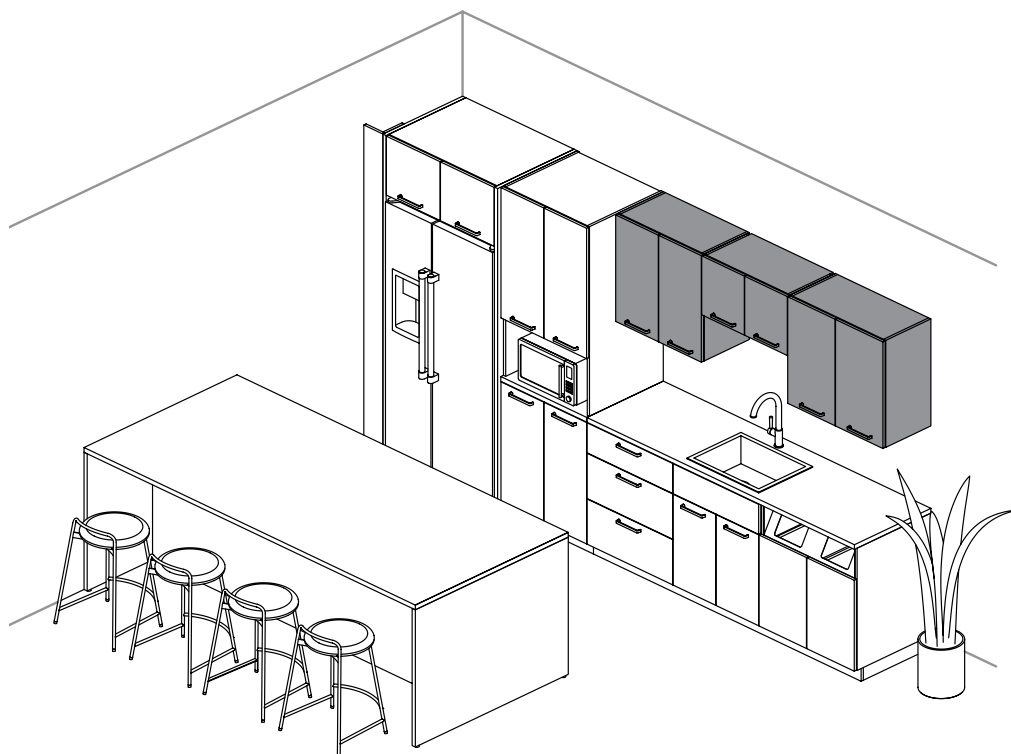
When Back-Painted glass finish is specified, the glass is glued on the frame for a frameless appearance



upper cabinets basics

Upper Cabinets are available in many styles and dimensions for maximum configuration possibilities. They can be used alone or mounted above Base Cabinets to provide convenient open or closed storage.

- ❗ Overall dimensions are the actual dimensions of the finished product; depth includes Wall-Mounted Rail for Upper Cabinets (CEUR) and doors
- When the side of an Upper Cabinet is exposed, Integrated End Panel or End Panel – Upper Cabinet (CEAEU) must be specified to conceal the 1 1/8" gap between cabinet and wall
- Light Management options are available for the integration of the Recessed LED Light (CEALED) on the bottom shelf of the cabinet



Finishes

- **Case, Shelves and Divider:** Source Laminate or Flintwood (No Cathedral)
- **Back Panel:** Source Laminate or Flintwood (No Cathedral)
- **Door, Fixed Panel or Front:** Source Laminate, Foundation Laminate, Grade 2 Laminate, Flintwood (Cathedral) and Not Applicable*
- **Edge Trim:** Edge Trim Colors and Not Applicable*
- **Pull(s)** (Not available with pull styles 8, X and Z): Foundation, Accent or Mica
- **Glass Door Frame** (Painted Aluminum): Foundation, Accent or Mica
- **Glass Door:** Standard (Clear (CL) or Frosted (FT)) or Back-Painted
- **Pass-Through Grommet:** Platinum
- **Locks & Keys:** Brushed Chrome

* Not Applicable (NA) option is only available when Flintwood Front Finishes are specified

Finish Restrictions

Not all finishes are applicable with the Case, Door, Fixed Panel, Front and Edge Trim Finishes, refer to individual product pages for more details

For Light Management; see page 25

For Integrated End Panel & Wall-Mounted Rail Specifications; see pages 26 and 27

For Pull Styles; see page 120

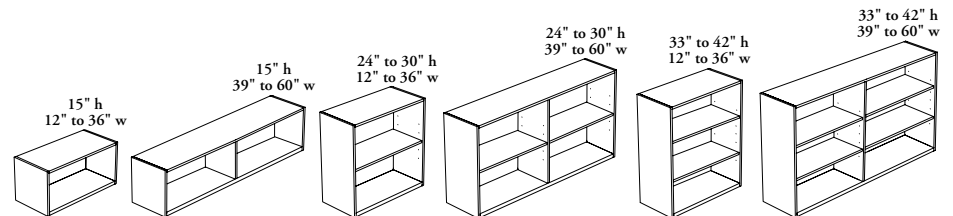
For Lock Chart; see page 122

upper cabinets basics (continued)

- Three Door Swing Directions can be specified. The handedness is determined by the location of the hinge:
 - Door Swing – Left (L) (available with 12" to 21" wide cabinets)
 - Door Swing – Right (R) (available with 12" to 21" wide cabinets)
 - Door Swing – None (N) (available with 24" to 60" wide cabinets)
- Solid Doors are available with Pull Styles (1, 8, 9, E, F, M, S, X or Z)
- Three Key Styles can be specified:
 - Keyed Alike (K)
 - Keyed Randomly (R)
 - No Lock (N)

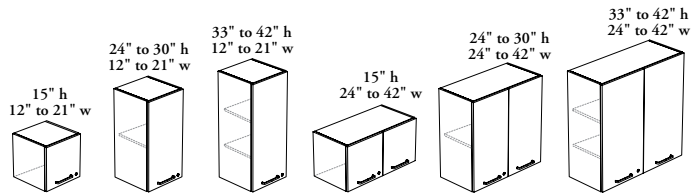
Upper Cabinet – Open (CEUO)

- Depths: 12" and 15"
- Widths: 12" to 60" (3" increments)
- Heights: 15", 24" to 42" (3" increments)
- Three Shelf Styles can be specified:
 - Adjustable (A) (Shown)
 - Fixed (F)
 - Not Applicable (N) (15" h only)



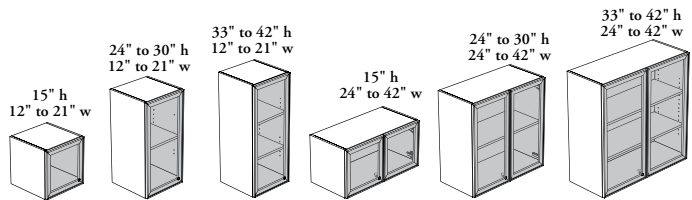
Upper Cabinet – Door(s) (CEUS)

- Depths: 12" and 15"
- Widths: 12" to 42" (3" increments)
- Heights: 15", 24" to 42" (3" increments)
- Shelf(ves) are adjustable (if applicable)
- 42" wide cabinet comes with Vertical Central Divider



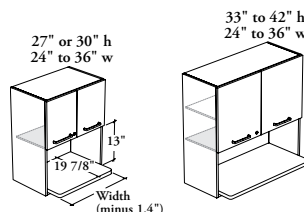
Upper Cabinet – Glass Door(s) (CEUG)

- Depths: 12" and 15"
- Widths: 12" to 42" (3" increments)
- Heights: 15", 24" to 42" (3" increments)
- Shelf(ves) are adjustable (if applicable)
- 42" wide cabinet comes with Vertical Central Divider
- Only Finger Pull (X) Pull Style is available



Upper Cabinet – Microwave Section & Doors (CEUMS)

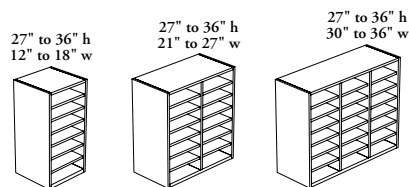
- Depth: 15"
 - Widths: 24" to 36" (3" increments)
 - Heights: 27" to 42" (3" increments)
 - Bottom Shelf Depth (Microwave section): 18"
 - Internal height microwave section is always 14" and width is determined by subtracting 1.4" from specified width
 - Two Cut-Out Styles are available:
 - With Pass-Through Grommet (W)
 - No Cut-Out (N) (Shown)
- refer to page 28 for more details



upper cabinets basics (continued)

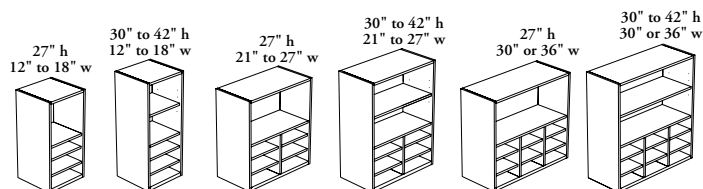
Upper Cabinet – Pigeonholes (CEUPL)

- Depth: 15"
- Widths: 12" to 36" (3" increments)
- Heights: 27" to 36" (3" increments)



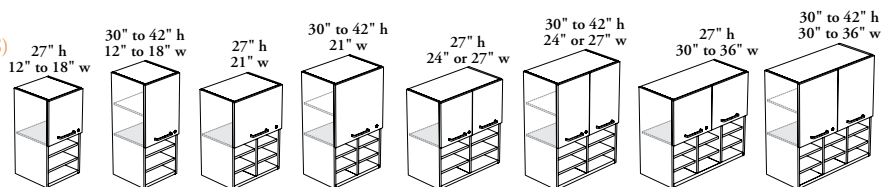
Upper Cabinet – Pigeonholes Section & Open (CEUPO)

- Depth: 15"
- Widths: 12" to 36" (3" increments)
- Heights: 27" to 36" (3" increments) and 42"
- Pigeonhole section is always 12" high



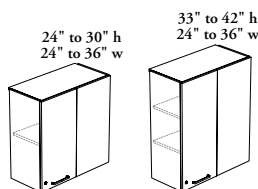
Upper Cabinet – Pigeonholes Section & Door(s) (CEUPS)

- Depth: 15"
- Widths: 12" to 36" (3" increments)
- Heights: 27" to 36" (3" increments) and 42"
- Pigeonhole section always 12" high



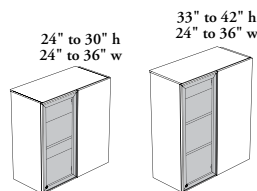
Upper Cabinet for Blind Corner – Door (CEUCS)

- Depths: 12" and 15"
- Widths: 24" to 36" (3" increments)
- Heights: 24" to 36" (3" increments) and 42"
- The handedness is determined by the Fixed Panel Position – Left (L) or (Right) (Shown)
- Shelves are adjustable (if applicable)



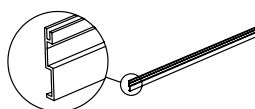
Upper Cabinet for Blind Corner – Glass Door (CEUCG)

- Depths: 12" and 15"
- Widths: 24" to 36" (3" increments)
- Heights: 24" to 36" (3" increments) and 42"
- The handedness is determined by the Fixed Panel Position – Left (L) or (Right)
- Shelves are adjustable (if applicable)



Wall-Mounted Rail for Upper Cabinet – Open (CEUR)

- Section Widths: 12" to 36" (3" increments)
- Section Heights: 15", 24" to 42" (3" increments)



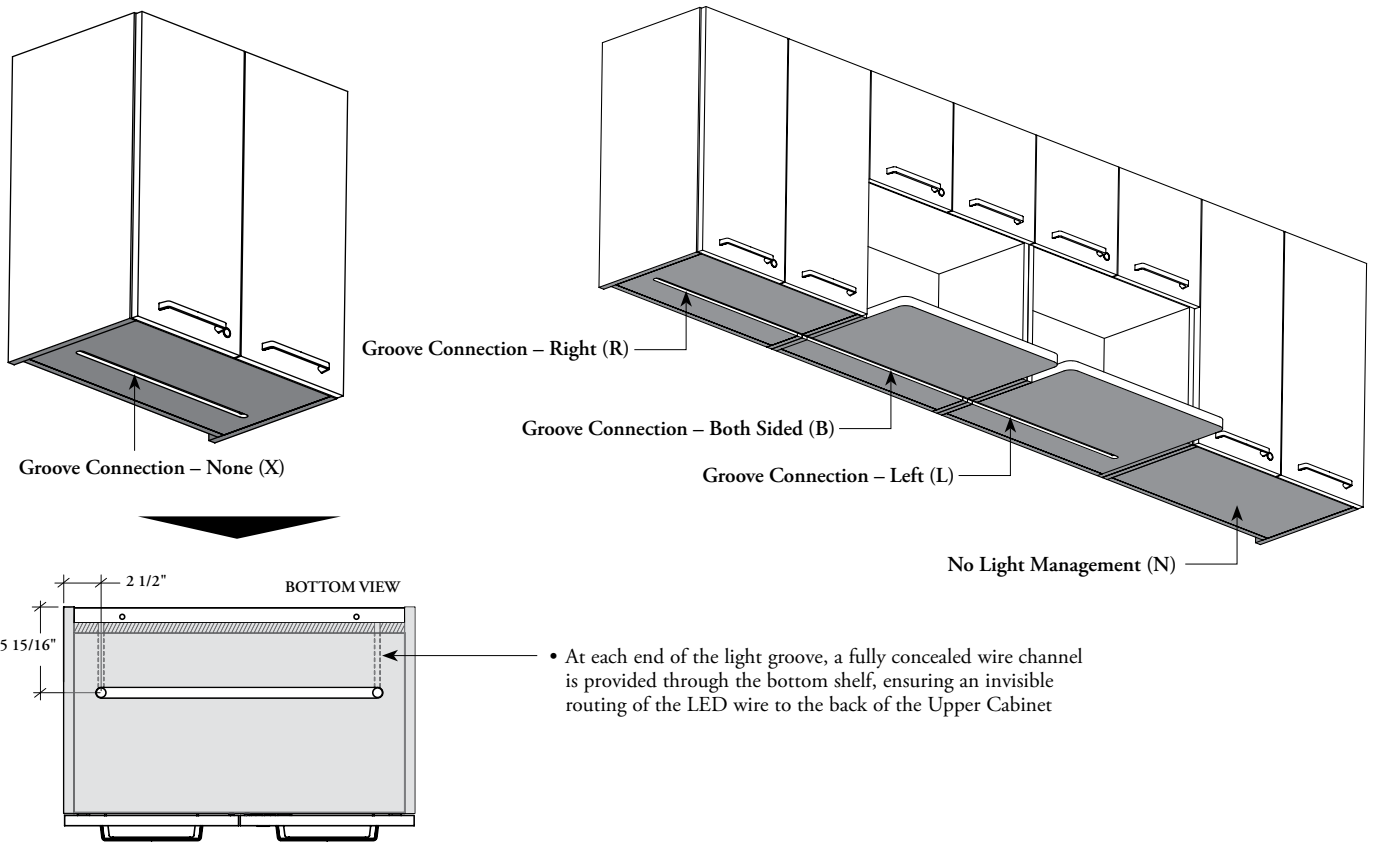
For Wall-Mounted Rail Details; see page 27

planning with upper cabinets

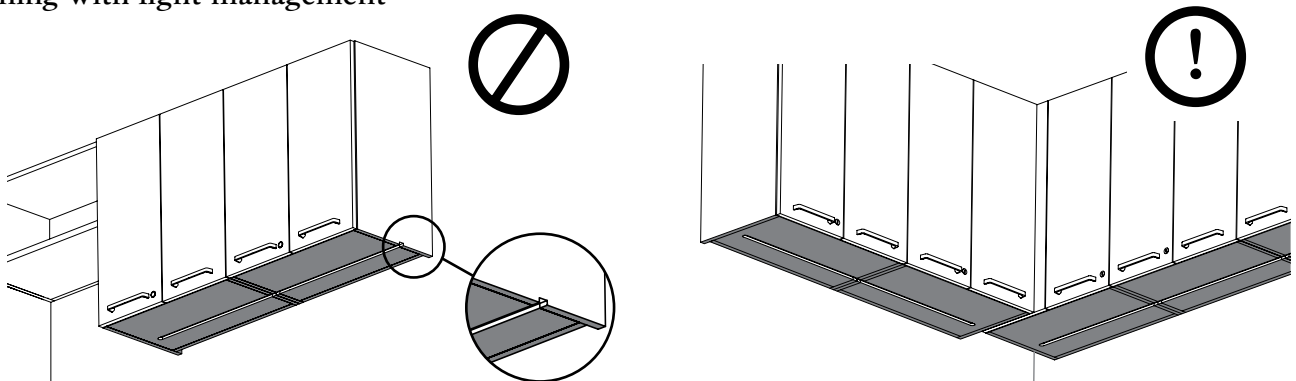
The following should be considered when planning with Expansion Casework+ Upper Cabinets.

light management specification

- Recessed LED Light (CEALED) can span across multiple Upper Cabinets, therefore, Groove Connection must be specified accordingly
- When the light groove ends, a fully concealed wire channel through bottom shelf is provided
- The Recessed LED Light (CEALED) comes with a Driver Support that can be installed at the back of the Upper Cabinet. Not visible once installed, removable without tools
- For Driver Support installation, refer to the Accessories section for more details
- Five Light Management options are offered:



planning with light management



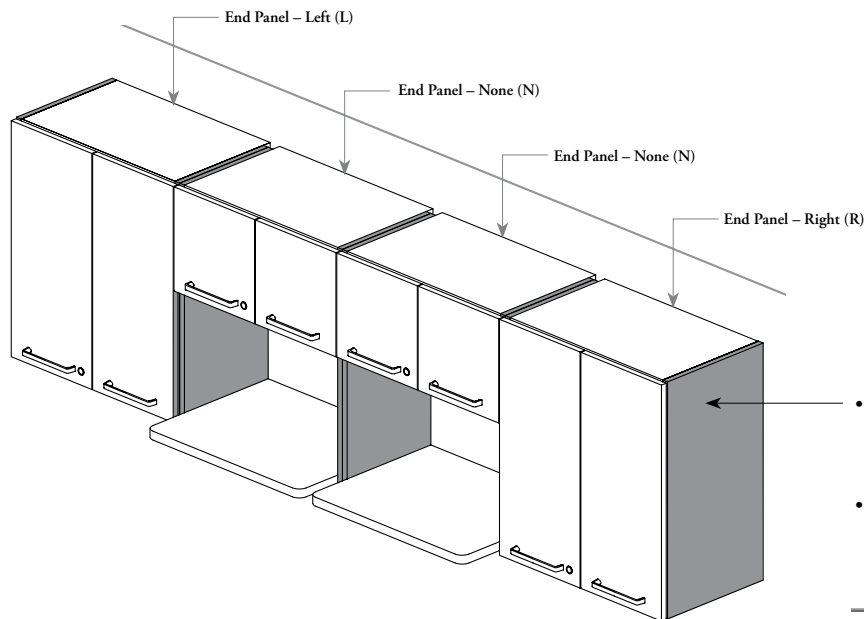
- A layout **cannot** be ended with a Upper Cabinet with unfinished Groove Connection
- All LED Light spanning multiple upper cabinets must start with a Groove Connection – Right (R) and end with a Groove Connection – Left (L)

In corner application, a gap will be left between LED Light coming from different orientations

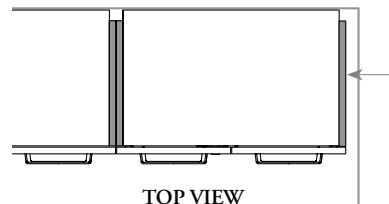
planning with upper cabinets (continued)

integrated end panel specification

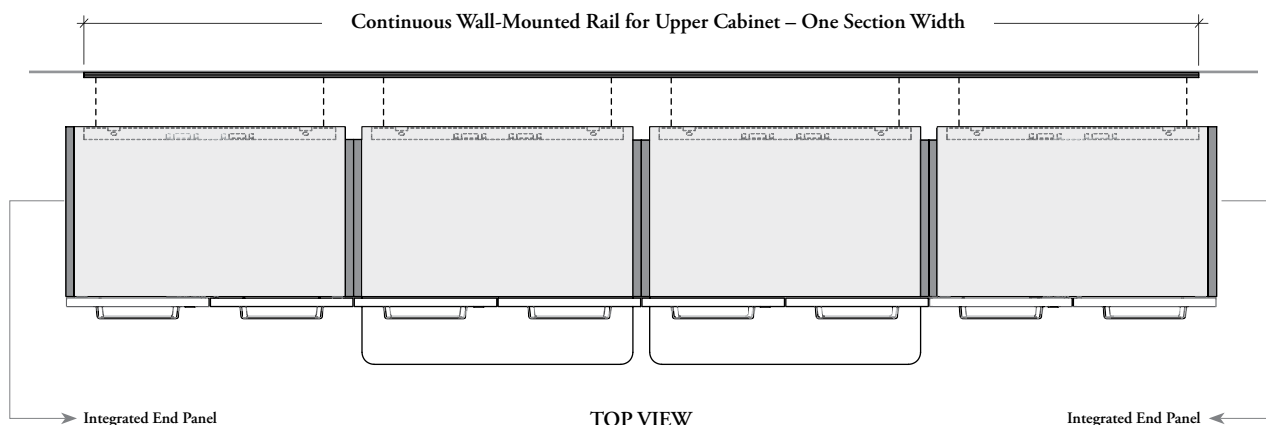
- Integrated End Panel option must be specified to conceal the 1 1/8" gap between cabinet and wall
- Four Integrated End Panel options are offered:



- When the side of an Upper Cabinet is exposed, it must be specified with an Integrated End Panel be covered by an End Panel (specified separately). Otherwise, Wall-Mounted Rails will be visible from the side
- Integrated End Panel or End Panel - Upper Cabinet are **not** required in application where the side of the upper cabinet is **not** visible



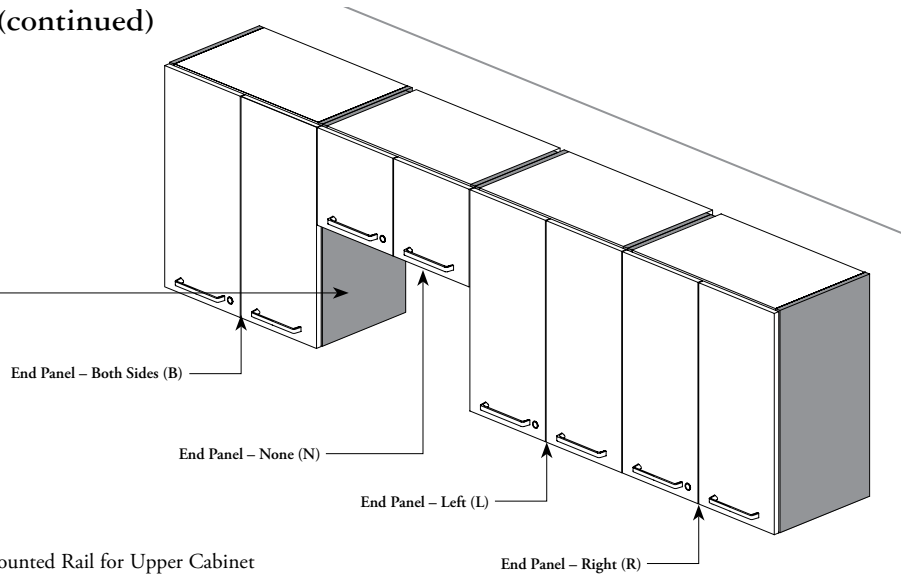
It is recommended to specify Integrated End Panel only where necessary to make the specification and installation of the Wall-Mounted Rail for Upper Cabinet easier since it will be one continuous Section Width



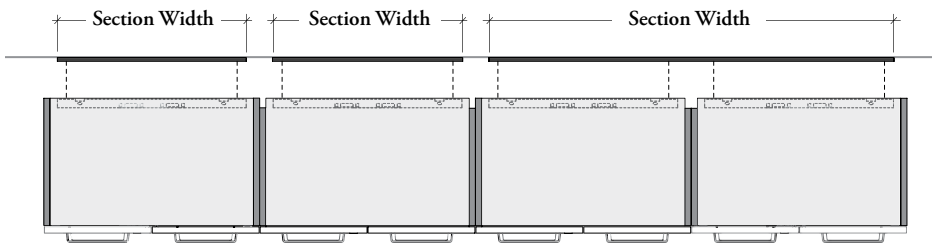
planning with upper cabinets (continued)

integrated end panel specification (continued)

Height Variation
When planning with different heights, an Integrated End Panel must be specified to conceal the Wall-Mounted Rail of the taller cabinet



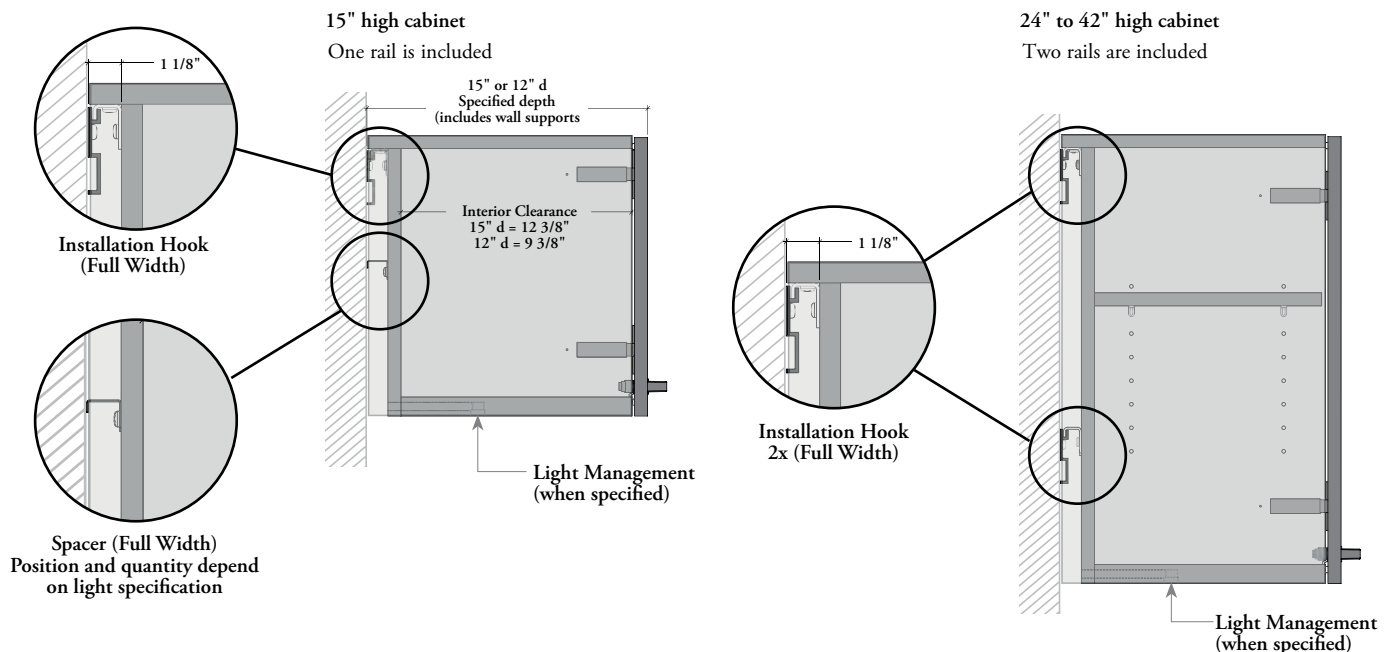
When planning with different cabinet heights, a Wall-Mounted Rail for Upper Cabinet needs to be specified individually for each Section Width



Anti-dislodgement hardware is supplied with each Upper Cabinet, ensuring a sturdy connection between the Upper Cabinets and the Wall-Mounted Rail

wall-mounted rail for upper cabinet details & interior clearance

- A section includes a group of Upper Cabinets with the same height. If an Integrated End Panel is specified, a new section must be created
- The Section Width is nominal and is designed to fit in-between Integrated End Panels when specified
- Appropriate attachment methods and hardware for a secure and safe installation must be determined by the installer and meet the applicable local building code and laws
- Installer must provide wall mounting fasteners



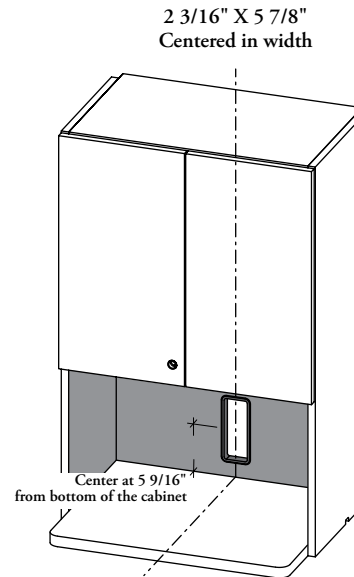
planning with upper cabinet (continued)

⚠ It is the specifier's responsibility to ensure that the appliance clearance complies with the manufacturer recommendations

cut-out for upper cabinet – microwave section & doors

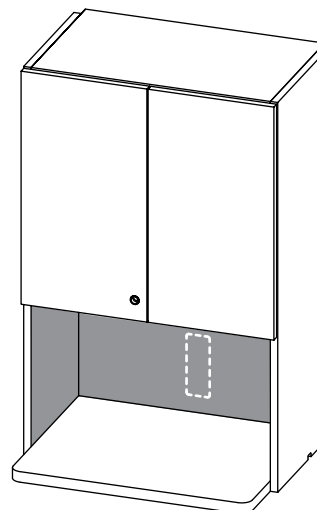
with pass-through grommet (W) option

This option features a factory made cut-out with a plastic Pass-Through Grommet. Wall outlets must be planned accordingly



no cut-out (N) option

This option comes without cut-out. Therefore an opening for wall outlets will have to be cut on-site at the required position and shape. A Pass-Through Grommet (CEAGR) can be specified separately if the on-site cut-out matches its shape

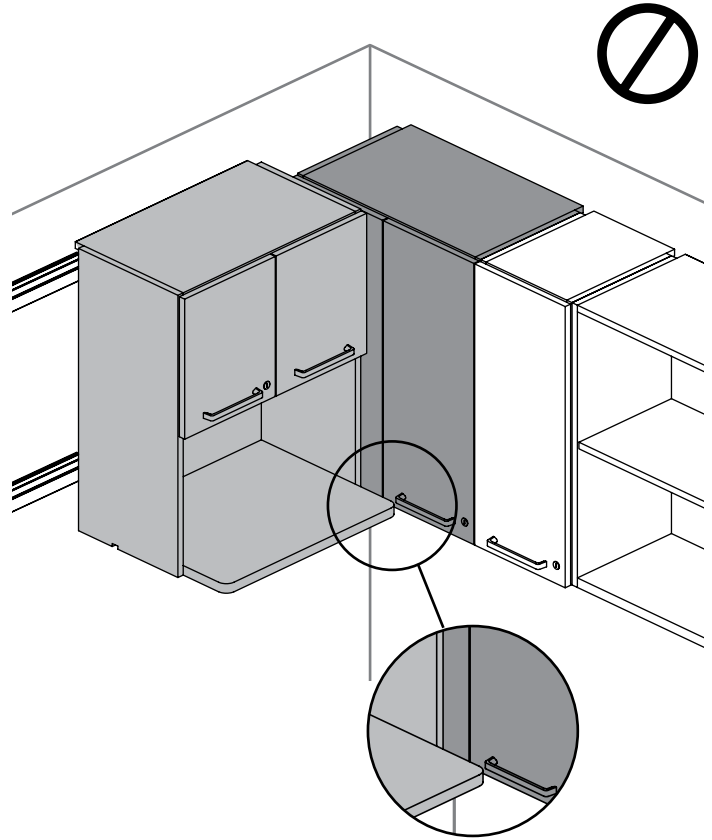


planning with upper cabinet (continued)

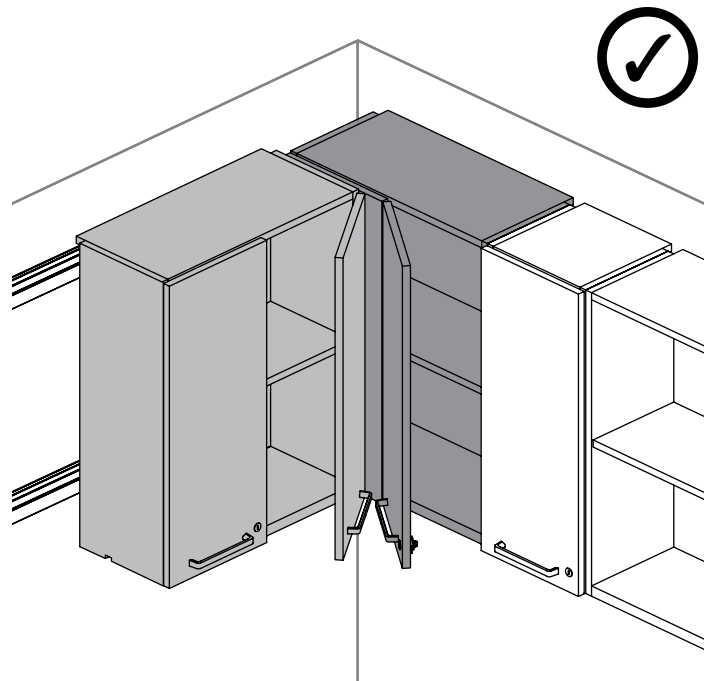
The following should be considered when planning with Upper Cabinet for Blind Corner.

planning with upper cabinet for blind corner

An Upper Cabinet – Microwave Section & Doors (CEUMS) should **not** be used perpendicular to an Upper Cabinet for Blind Corner (CEUCS) since the door will interfere



To ensure proper opening, the nearest door of an upper cabinet used perpendicular to an Upper Cabinet for Blind Corner should have its hinges on the corner side



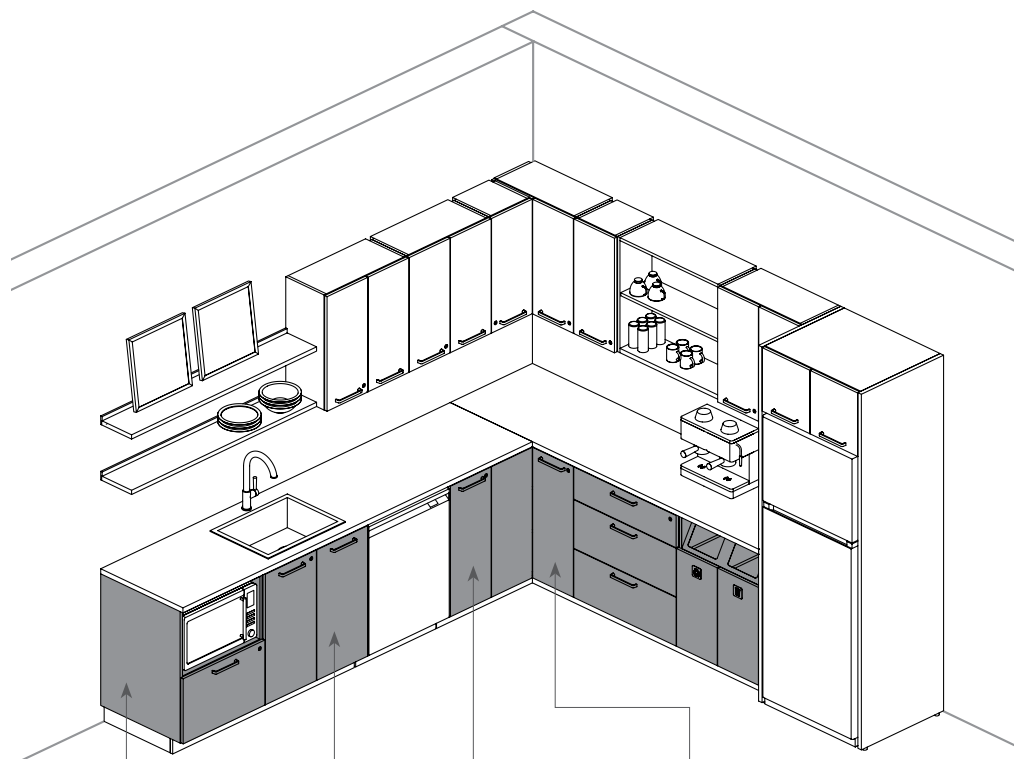
base cabinets

base cabinets

| | |
|--|----|
| UNDERSTANDING BASE CABINETS | 32 |
| BASE CABINETS COMPONENTS | 36 |
| BASE CABINETS BASICS | 38 |
| PLANNING WITH BASE CABINETS | |
| FRONT ALIGNMENT OVERVIEW | 42 |
| INTERIOR CLEARANCE | 43 |
| HINGE STYLES | 44 |
| DRAWER STYLES | 44 |
| FILING CAPABILITIES | 45 |
| CUT-OUT FOR BASE CABINET – MICROWAVE SECTION & DRAWER | 46 |
| WASTE/RECYCLING SYSTEMS | 47 |
| PLANNING WITH BASE CABINET FOR STANDARD CORNER | 48 |
| PLANNING WITH BASE CABINET FOR BLIND CORNER | 49 |

understanding base cabinets

Base Cabinets are available in many styles and dimensions for maximum configuration possibilities. They can be used alone or placed under Upper Cabinets to provide convenient open or closed storage.



Base Cabinets

• Sixteen styles are available:



Microwave Section with Drawer (CEBMD)

- Comes with one drawer at the bottom and open section for microwave
- An optional Pass-Through Grommet is available to access wall outlets



Sink – Doors (CEBKS)



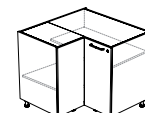
Sink – Doors & False Front (CEBKFS)

- These two Base Cabinets styles are designed for sink application
- Do not feature adjustable shelf or adjustment holes
- Sink Cut-Out must be done by the installer

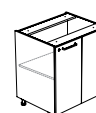


Door(s) (CEBS)

Comes with one adjustable shelf per section



Standard Corner – Door (CEBCAS)



Blind Corner – Door (CEBCBS)

These two Base Cabinets styles are available for corner application

For Finishes; see page 38

For Pull Styles; see page 120

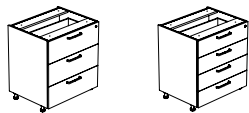
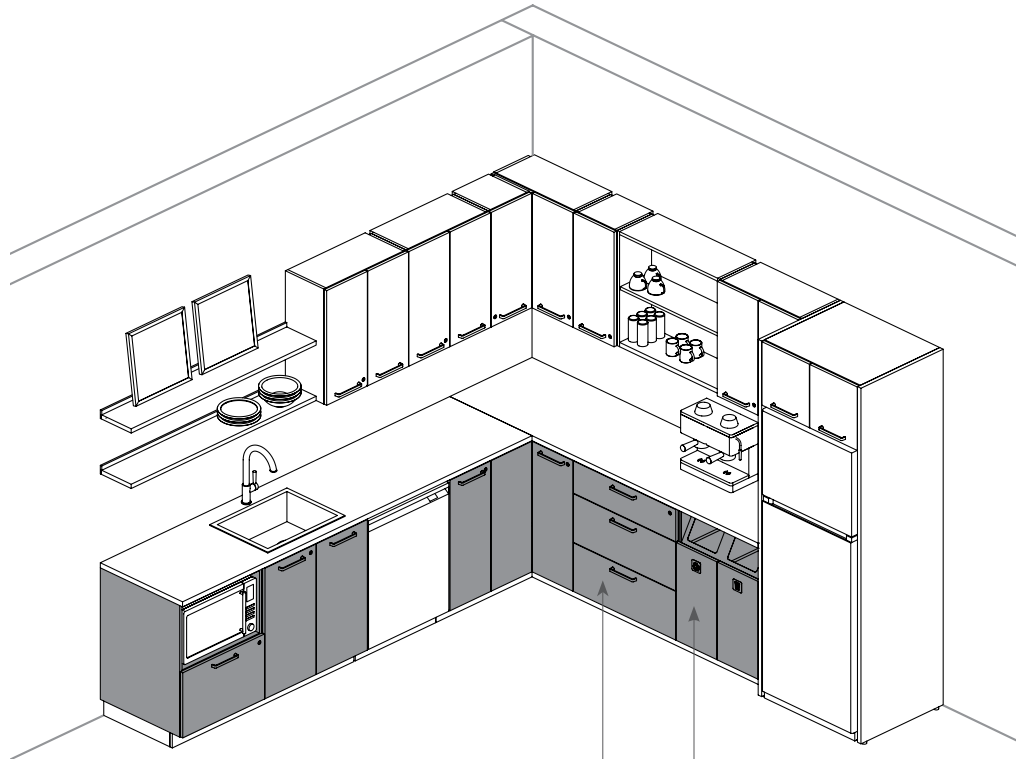
For Lock Chart; see page 122

For Cabinets Product Offering; see page 126

For Grain Direction; see page 132

understanding base cabinets (continued)

Base Cabinets (continued)



Three Drawers (CEBDT) **Four Drawers (CEBDF)**

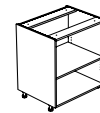
- Available with three drawers:
 - Equal (E) Configuration (Shown)
 - One Small & Two Large (U) Configuration
- or four drawers:
 - Equal (E) Configuration



Open Recycling/Disposal Center (CEBWU)

- Waste Bins included with storage
- Door front(s) has(ve) **no** pull and can be handled with fingertips from the top of the door
- Optional Identification Symbol (CEASR) are available
- This center is **not** lockable

Also available:



Open (CEBO)

Comes with one adjustable shelf per section

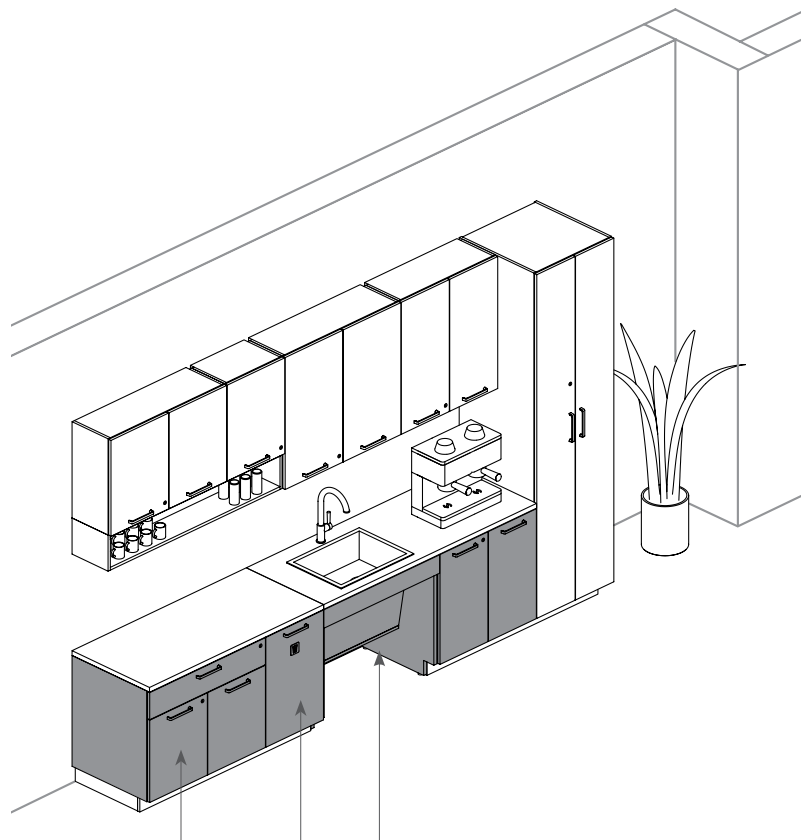


Filing Drawers (CEBDLF)

- Designed for paper filing and compatible hanging file folders
- Comes with two drawers with Standard Soft-Close slides

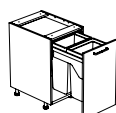
understanding base cabinets (continued)

Base Cabinets (continued)



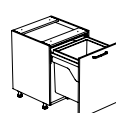
Door(s) and Drawer(s)
(CEBDS)

- Three configurations are available:
 - One Door & One Drawer (O)
 - Two Doors & One Drawer (T) (Shown)
 - Two Doors & Two Drawers (X)
- Lockable sections vary according to the specified Drawer Style. Refer to the Lock Chart
- Features a full-depth divider between drawer and door(s) section

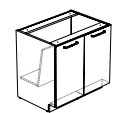


Pull-Out Recycling/Waste Center – Dual Bins
(CEBWPD)

- Come with Soft-Close Pull-Out System
- The Dual Bins come with two bins of 35L each
- The Single XL Bin comes with one bin of 90L
- Height, door width, and depth **do not** affect waste capacity
- Optional Identification Symbol (CEASR) are available
- **Not lockable**

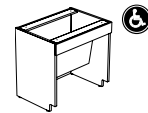


Pull-Out Recycling/Waste Center – Single XL Bin
(CEBWPX)



Sink – People Reduced Mobility – Doors
(CEBKRS)

- Designed for sink application
- **Not lockable**
- Come with Soft-Close full extension hinges
- **Do not** feature adjustable shelf or adjustment holes
- Stainless (ADA) (8) and Modern Straight (ADA) (M) handles are recommended with these cabinets, since they are ADA-compliant
- Requires ADA-compliant sink (6" and drain located to the back)
- Sink Cut-Out must be done by the installer



Sink – People Reduced Mobility – Open
(CEBKRO)



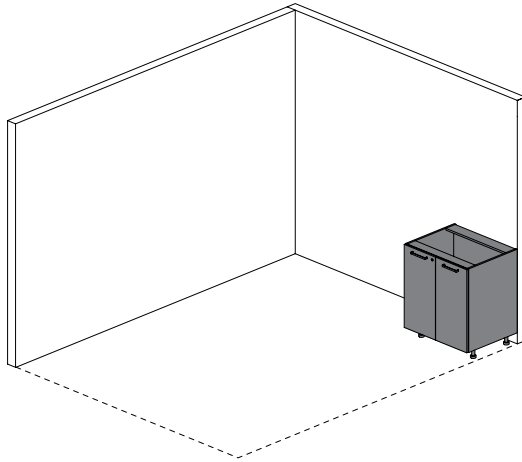
This symbol is used for products designed for people with reduced mobility. **HOWEVER**, other Base Cabinets can also be specified at 32" high. Other features like Full Extension – Soft Close (F) Hinges, or Stainless (ADA) (8), Modern Straight (ADA) (N) Pull Styles are also suitable for people with reduced mobility. Refer to individual product page for details

understanding base cabinets (continued)

Following steps should be followed when planning with Base Cabinets.

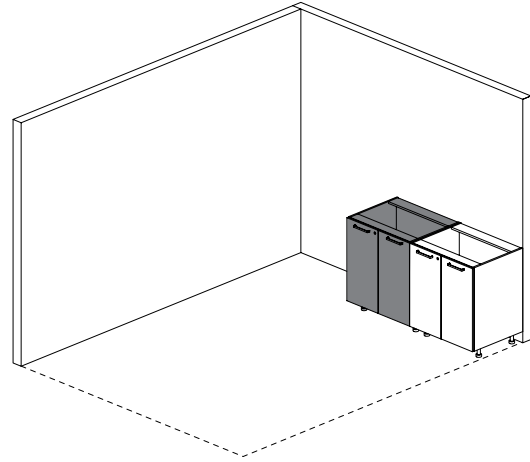
how to plan

- Exact wall dimensions should be confirmed before choosing the cabinet widths
- It is the responsibility of the installer to securely attach the base cabinet to the wall



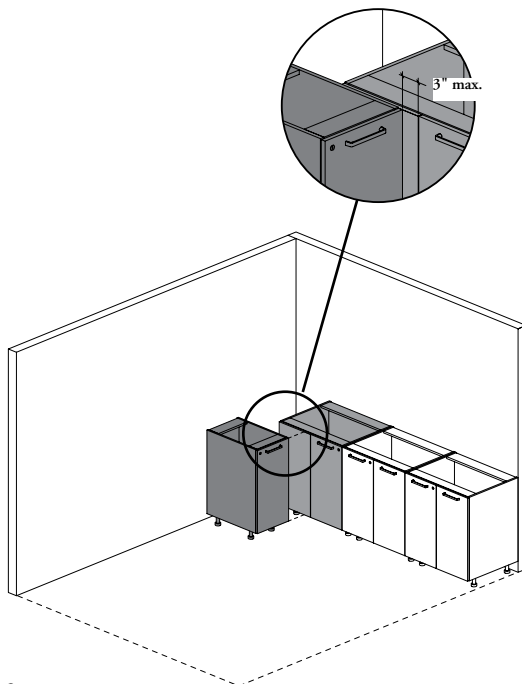
step 1

Place the first cabinet in the opposite corner



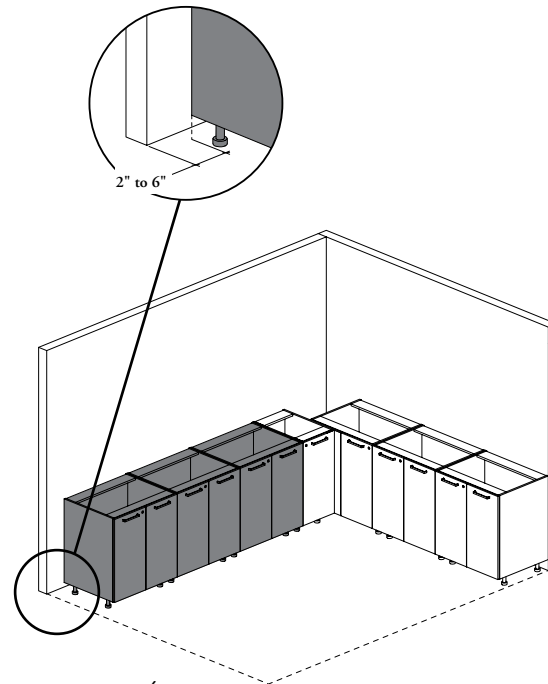
step 2

Arrange remaining cabinets along the wall



step 3

- Finish the row with a corner cabinet (left or right) and start the new row with an adjacent cabinet
- There are two types of corner cabinets: Base Cabinet for Standard Corner (CEBCAS) and Base Cabinet for Blind Corner (CEBCBS)
- **NOTE:** The cabinet (CEBCAS) is only compatible with other 24" deep base cabinets
- **NOTE:** When cabinet (CEBCBS) is used, the cabinet dimensions should be specified to ensure that no more than 3" of the fixed panel is exposed. Some base cabinets **cannot** be used to start a new row adjacent to a corner cabinet, see details

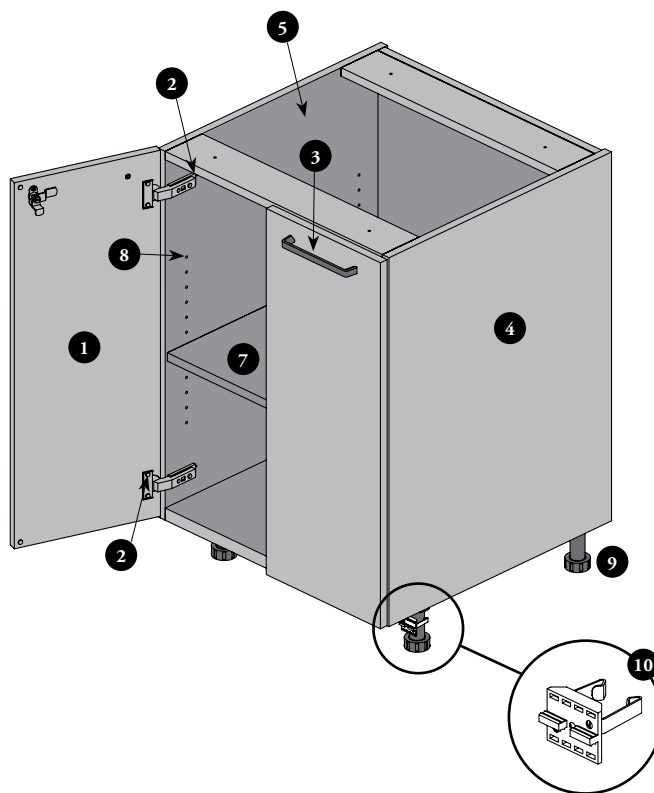


step 4

Fill the other wall with cabinets. When close to a wall, leave a gap between 2" and 6" at the end as installer can install the Side Filler to fit within wall conditions

base cabinets components

- 1 **Doors**
 - 12" to 21" wide cabinets come with one door
 - 24" to 42" wide cabinets come with two doors
 - All doors are lockable (locks and keys are optional)
- 2 **Hinges**
 - Standard – Soft Close (S) hinges allow doors to open up to 110°
 - Full Extension – Soft Close (F) hinges allow doors to open up to 155°
 - Come with hinges covers (for Standard – Soft Close (S) hinges only)
- 3 When specified, **Pulls** are included with doors. For more details, refer to Pull Styles on page 120
- 4 **Case and Dividers**
 - Case features a 11/16" laminate construction with a 1" thick base (except for Base Cabinets (CEBKRS and CEBKRO)
 - 42" and wider Base Cabinets come with one Central Vertical Divider (except for Base Cabinets – Sink (CEBKFS, CEBKRS and CEBKRO)
- 5 **Top construction:** Semi open construction, must be covered with a Countertop
- 6 **Pre-drill Holes and Hardware** are provided to connect cabinets together, ensuring a perfect installation
- 7 **Shelves**
 - Number varies depending on cabinet function
 - 24" and 29" deep base cabinets come with 24" deep 11/16" thick adjustable shelf(ves)
 - Come with Metal Shelf Supports that helps prevent shelf displacing
 - Holes for adjustable shelves at 1 1/4" intervals 8
 - Shelf for Cabinet (CEACS) can be ordered separately, see individual product pages for exceptions
- 9 **Metal Adjustable Feet**
 - Create a minimum gap of 4 1/8" below the cabinets and allows a 1 1/2" leveling range
 - Come with Clips for Toe Kick to install the **mandatory** Toe Kick – Front (CEATF) 10



base cabinets components (continued)

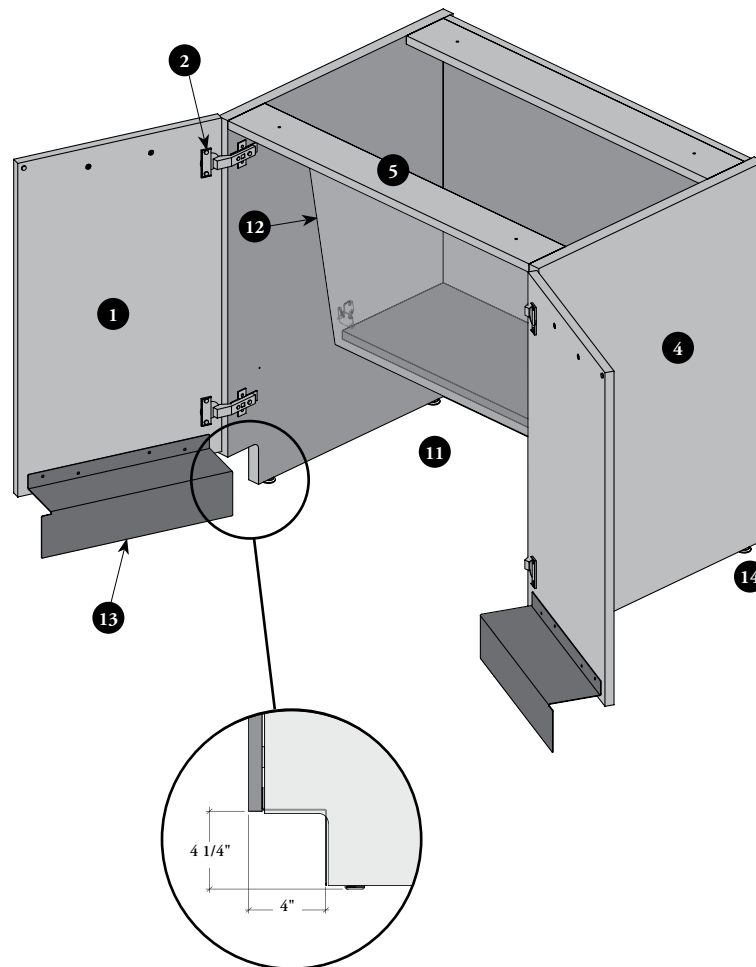
applicable with base cabinets for sink – people with reduced mobility only

- 11 ADA Compliant Clearance**

 - Allows a full front or lateral approach
 - To ensure maximum clearance, the Fixed False Front of the CEBKRO, **does not** align with any other cabinet front
- 12 Removable Panel** to access plumbing
- 13 Integrated Metal Toe Kick**

 - No other Toe Kick should be specified in front of this cabinet
- 14 Levelers for Base Cabinet for Sink – People with Reduced Mobility – Doors (CEBKRS)**

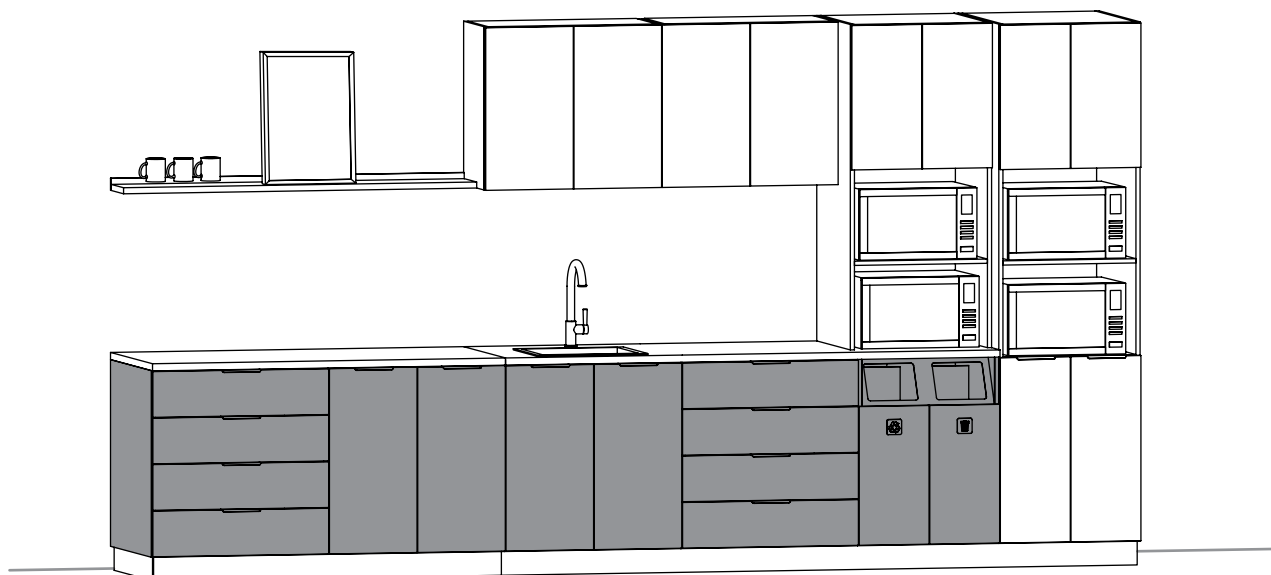
 - Create a 3/8" gap under the cabinet side when leveled to minimum height
 - Allow 3 1/2" total leveling range (1 1/16" within the ADA range)



base cabinets basics

Base Cabinets are available in many styles and dimensions for maximum configuration possibilities. They can be used under a Countertop or within an Island Structure to provide convenient open or closed storage.

- ◆ Base Cabinets overall depth and width are the actual dimensions of the finished product including fronts
- Available at 35" high for a standard application and at 32" high for people with reduced mobility. Some base cabinets are available in one height only (see products below)
- Must be covered by a Countertop
- Must be anchored to a wall for stability
- Toe Kick – Front (CEATF) is **mandatory** for base cabinet
- Toe Kick – Side (CEATS) is **mandatory** when side of base cabinet is exposed



Finishes

- **Case:** Source Laminate, Flintwood (No Cathedral). Case Finish is only available with Base Cabinets – Open (CEBO)
- **Shelves & Divider Finishes** match the Case Finishes
- **Door, Fixed Panel or Front:** Source Laminate, Foundation Laminate, Grade 2 Laminate, Flintwood (No Cathedral)
- **Edge Trim:** Edge Trim Colors and Not Applicable*
- **Drawer Bodies:** Standard – Soft-Close (S) and Filing Drawer Styles are finished in Black and Undermount – Soft-Close (U) Drawer Style is finished in White
- **Pull(s)** (Not available with pull styles 8 and Z): Foundation, Accent or Mica
- **Levelers** (only Base Cabinets (CEBKRS and CEBKRO): Chrome
- **Open Fascia:** Foundation, Accent or Mica
- **Toe Kick** (Base Cabinet for Sink – People with Reduced Mobility – Doors CEBKRS): Foundation, Mica or Coordinate Colors
- **Pass-Through Grommet:** Platinum
- **35L or 90L Waste/Recycling Bins:** Grey
- **Internal Metal Bin Support** (CEBWPX only): Recycled Paint
- **Locks & Keys:** Brushed Chrome
- * Not Applicable (NA) option is only available when Flintwood Front Finishes are specified

Finish Restrictions

Not all finishes are applicable with the Case, Door, Fixed Panel, Front & Edge Trim Finishes, refer to individual product pages for more details

For Pull Styles; see page 120
For Lock Chart; see page 122

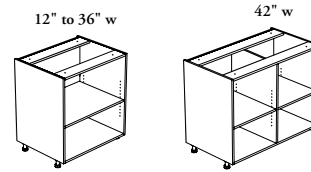
base cabinets basics (continued)

- Two Soft-Close Hinge Styles can be specified:
 - Full Extension – Soft-Close (F)
 - Standard – Soft-Close (S)
- Two Soft-Close Drawer Styles can be specified:
 - Standard – Soft-Close (S)
 - Undermount – Soft-Close (U)

- Three Door Swing Directions can be specified. The handedness is determined by the location of the hinge:
 - Door Swing – Left (L) (available for 12" to 21" wide cabinets)
 - Door Swing – Right (R) (available for 12" to 21" wide cabinets)
 - Door Swing – None (N) (available for 24" to 42" wide cabinets)
- Doors and Drawers are available with Pull Styles (1, 8, 9, E, F, M, S or Z)
- Three Key Styles can be specified:
 - Keyed Alike (K)
 - Keyed Randomly (R)
 - No Lock (N)

Base Cabinet – Open (CEBO)

- Depths: 24" and 29"
- Widths: 12" to 42" (3" increments)
- Heights: 32" and 35"
- Shelf(ves) are adjustable
- 42" wide cabinet comes with Vertical Central Divider



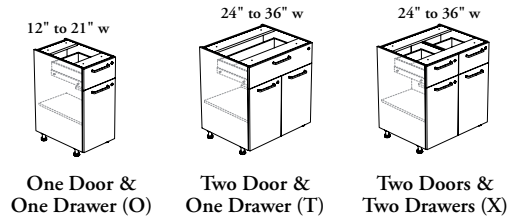
Base Cabinet – Door(s) (CEBS)

- Depths: 24" and 29"
- Widths: 12" to 42" (3" increments)
- Heights: 32" and 35"
- Shelf(ves) are adjustable
- 42" wide cabinet comes with Vertical Central Divider
- 32" high cabinet and Full Extension – Soft-Close (F) Hinges are suitable for People with Reduced Mobility



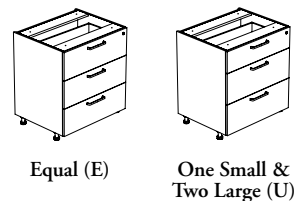
Base Cabinet – Door(s) and Drawer(s) (CEBDS)

- Depths: 24" and 29"
- Widths: 12" to 36" (3" increments)
- Heights: 32" and 35"
- Door section comes with one adjustable shelf
- Drawers are **not** lockable when Undermount – Soft Close (U) Drawer Style is specified
- Three configurations are available:



Base Cabinet – Three Drawers (CEBDT)

- Depths: 24" and 29"
- Widths: 12" to 36" (3" increments)
- Heights: 32" and 35"
- When locks are specified on Standard – Soft-Close (S) Drawer Style, a central locking system is provided
- When Undermount – Soft-Close (U) Drawer Style is specified, only No Lock (N) is available
- Two configurations are available:



Base Cabinet – Four Drawers (CEBDF)

- Depths: 24" and 29"
- Widths: 12" to 36" (3" increments)
- Heights: 32" and 35"
- When locks are specified on Standard – Soft-Close (S) Drawer Style, a central locking system is provided
- When Undermount – Soft-Close (U) Drawer Style is specified, only No Lock (N) is available



base cabinets basics (continued)

Base Cabinet – Filing Drawers (CEBDLF)

- Depths: 24" and 29"
- Widths: 18" to 36" (3" increments)
- Heights: 32" and 35"
- Only Standard – Soft Close (S) Drawer Style is available
- When locks are specified, a central locking system is provided
- 15" Cross File Bars are included to be installed along the depth only. Accept legal or letter size paper



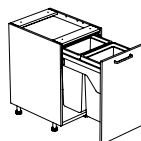
Base Cabinet – Microwave Section & Drawer (CEBMD)

- Depths: 24" and 29"
- Widths: 24" to 36" (3" increments)
- Heights: 32" and 35"
- Internal width microwave section is determined by subtracting 1.4" from specified width
- Two Cut-Out Styles are available:
 - With Pass-Through Grommet (W)
 - No Cut-Out (N) (Shown)
- refer to page 46 for more details



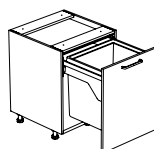
Base Cabinet – Pull-Out Recycling/Disposal Center – Dual Bins (CEBWPD)

- Depths: 24" and 29"
- Width: 18"
- Heights: 32" and 35"
- Two Identifications are available:
 - Symbol Ready (S)
 - No Identification (N) (Shown)
- refer to page Accessories section for more details
- Only Standard – Soft Close (S) Pull-Out Style is available
- Includes two 35L waste/recycling bins



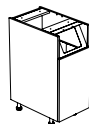
Base Cabinet – Pull-Out Recycling/Disposal Center – Single XL Bins (CEBW PX)

- Depths: 24" and 29"
- Width: 24"
- Heights: 32" and 35"
- Two Identifications are available:
 - Symbol Ready (S)
 - No Identification (N) (Shown)
- refer to page Accessories section for more details
- Only Standard – Soft Close (S) Pull-Out Style is available
- Includes one 90L waste/recycling bin

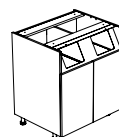


Base Cabinet – Open Recycling/Disposal Center (CEBWU)

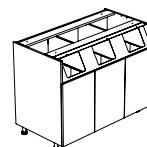
- Depths: 24" and 29"
- Each door of the waste section is 12" or 15" wide depending on the width configuration
- Height: 35"
- Two Identifications are available:
 - Symbol Ready (S)
 - No Identification (N) (Shown)
- refer to page Accessories section for more details
- Only Standard – Soft Close (S) Hinge Style is available
- Left (L) and Right (R) Door Swing Direction is only available with Single (S) Configuration
- Includes 35L waste/recycling bins, refer to page 47 for more details
- Three configurations are available:



Single (S)



Dual (D)

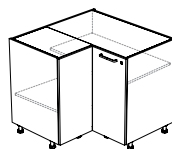


Triple (T)

base cabinets basics (continued)

Base Cabinet for Standard Corner – Door (CEBCAS)

- Depth: 24"
- Widths: 36" and 39"
- Heights: 32" and 35"
- Shelves are adjustable
- Only Standard (D) Hinge Style is available



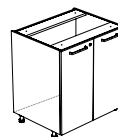
Base Cabinet for Blind Corner – Door(s) (CEBCBS)

- Depths: 24" and 29"
- Widths: 24" to 36" (3" increments)
- Heights: 32" and 35"
- Only Standard – Soft Close (S) Hinge Style is available
- The Fixed Panel is always half the width of the cabinet
- The handedness is determined by the Fixed Panel Position – Left (L) or (Right)
- Shelf is adjustable



Base Cabinet for Sink – Doors (CEBKRS)

- Depths: 24" and 29"
- Widths: 12" to 42" (3" increments)
- Heights: 32" and 35"
- When planning for people with reduced mobility, Base Cabinet for Sink (CEBKRS or CEBKRO) should be specified instead of this product



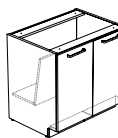
Base Cabinet for Sink – Doors & False Front (CEBKFS)

- Depths: 24" and 29"
- Widths: 24" to 42" (3" increments)
- Heights: 32" and 35"
- When planning for people with reduced mobility, Base Cabinet for Sink (CEBKRS or CEBKRO) should be specified instead of this product



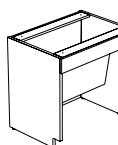
Base Cabinet for Sink – People with Reduced Mobility – Doors (CEBKRS)

- Depths: 24" and 29"
- Widths: 36" and 42"
- Height: 32"
- Only Full Extension – Soft Close (F) Hinge Style is available
- Toe Kick – Front (CEATF) and Toe Kick – Side (CEATS) are **not** required and **not** compatible with this product



Base Cabinet for Sink – People with Reduced Mobility – Open (CEBKRO)

- Depths: 24" and 29"
- Widths: 33", 36" and 42"
- Height: 32"
- Toe Kick – Front (CEATF) and Toe Kick – Side (CEATS) are **not** required and **not** compatible with this product

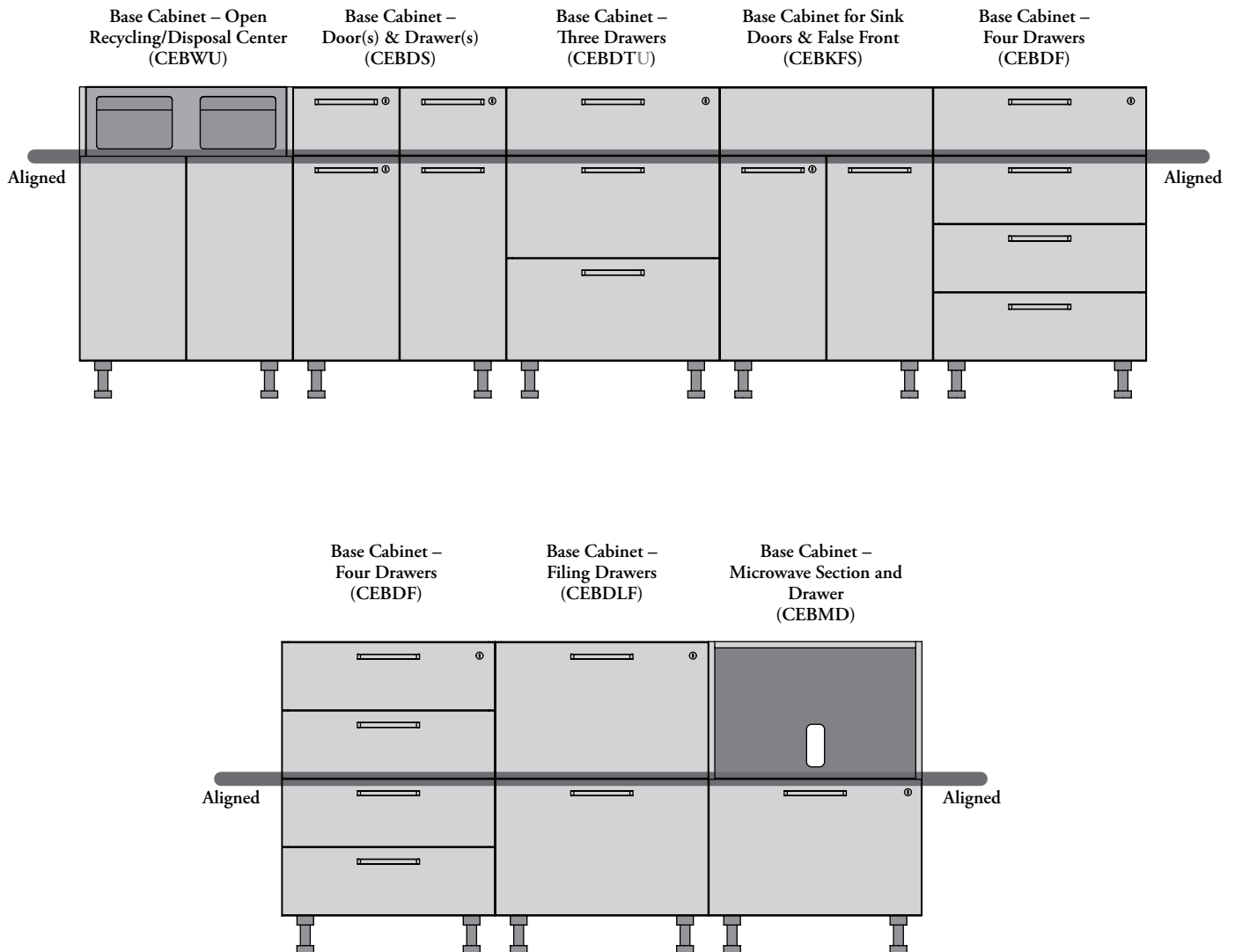


planning with base cabinets

The following should be considered when planning with Expansion Casework+ Base Cabinets.

front alignment overview

Expansion Casework+ Base Cabinets are designed so that a majority of cabinet configurations are vertically aligned

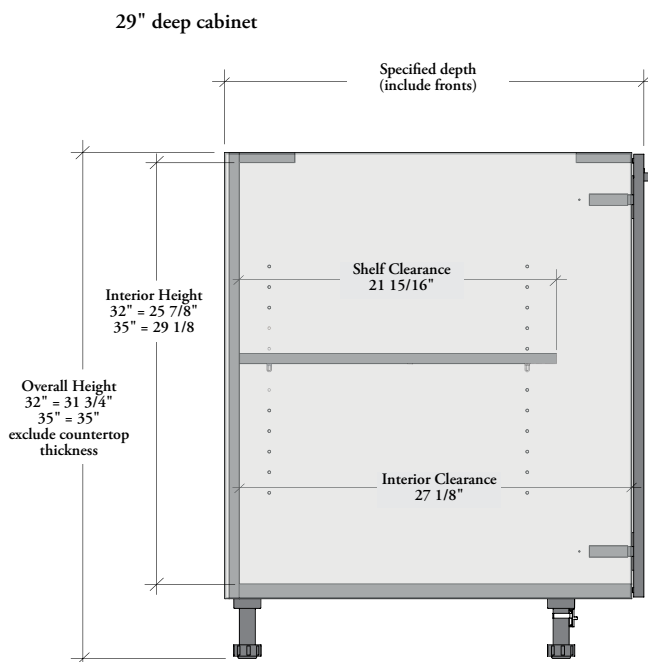
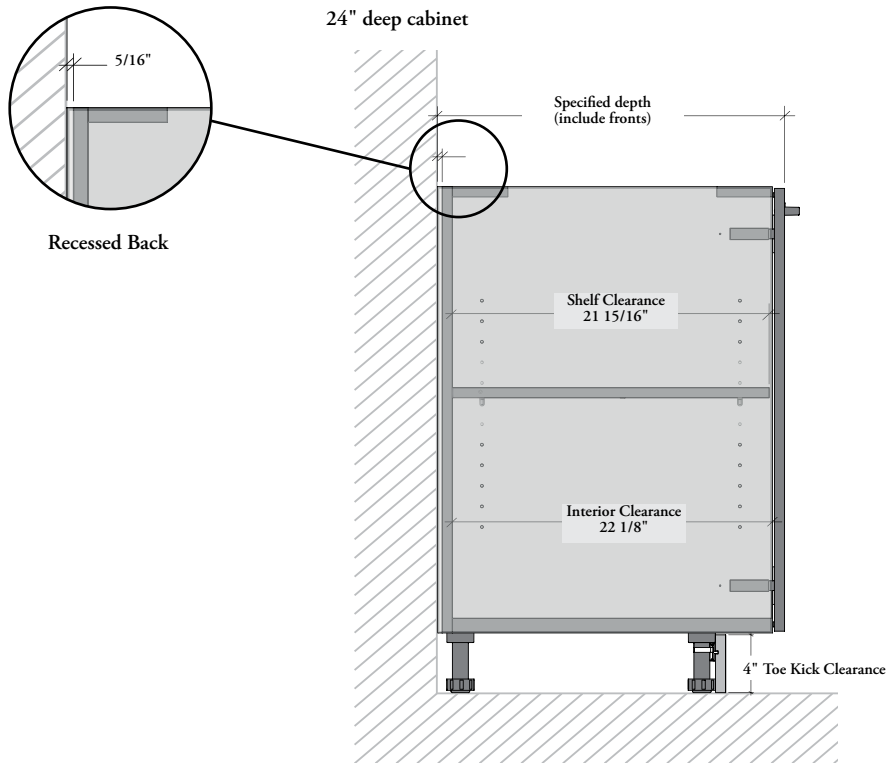


planning with base cabinets (continued)

The following outline the interior clearance available for all Base Cabinets.

interior clearance depth

For more details on interior clearance for microwave section, refer to page 128

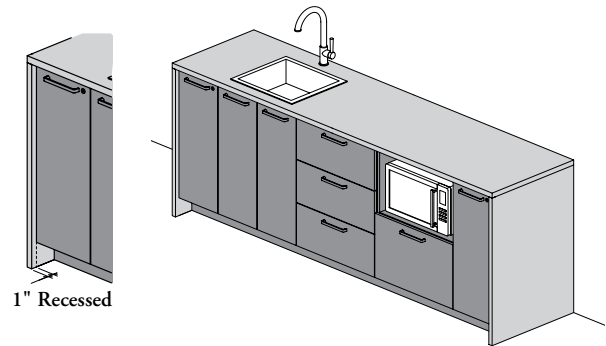
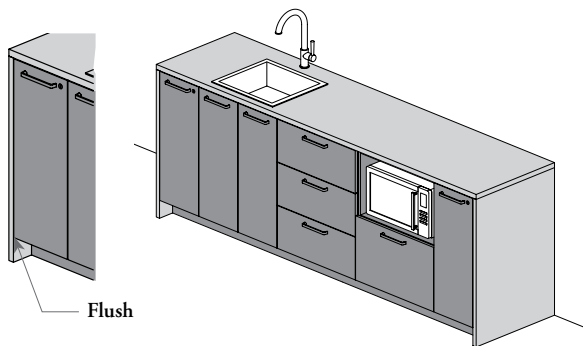


planning with base cabinets (continued)

The following outline the hinge and drawer styles available for all Base Cabinets with Door(s) and/or Drawers.

hinge styles

- Two Hinge Styles are available: **Standard – Soft Close (S)** and **Full Extension – Soft Close (F)**
- Using Full Extension – Soft-Close (F) hinges on a base cabinet that is recessed to an End Panel – Base Cabinet (CEAEB) (Shown) or an Island Structure with Gables (CEWIGO or CEWIGB) may result in reduced opening angle
- Therefore it is **not** recommended to specify a Base Cabinet for Sink – People with Reduced Mobility – Doors (CEBKRS) with a recessed look, refer to Countertops & Supports section for more details on flush and recessed look



drawer styles

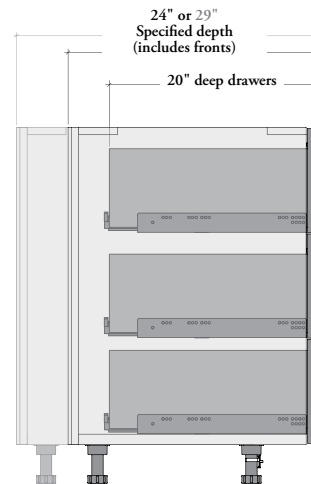
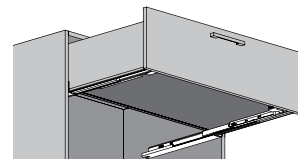
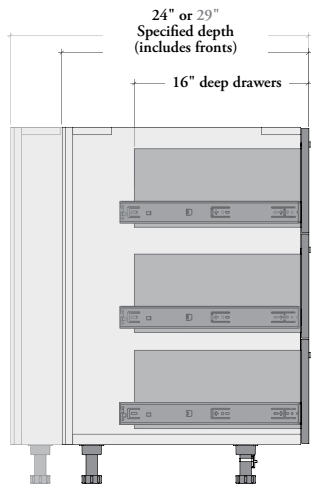
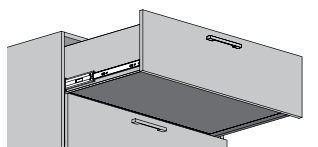
- Accessories such as Cutlery Tray (CEAOT) and Utility Box (CEAOB) can be specified separately, refer to Accessories section for more details
- Drawer styles available:

Standard – Soft Close (S)

Standard drawers feature soft close full extension exposed slides on a 16" deep white drawer body

Undermount – Soft Close (U)

Undermount drawers feature soft close full extension exposed slides on a 20" deep white drawer body

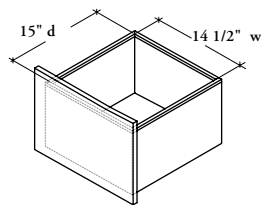
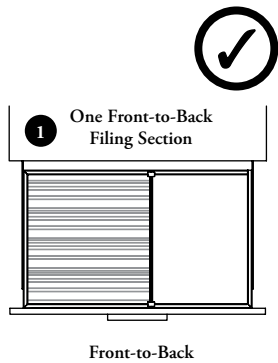


planning with base cabinets (continued)

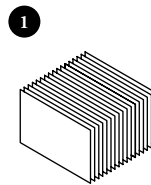
The following outlines the filing capability of Base Cabinet – Filing Drawers (CEBDLF).

filing capabilities

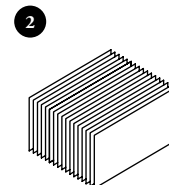
- Comes with 15" hanging file bar(s) that allows the following paper configuration
- The dimensions listed below are inside drawer
- Features standard drawers with soft close full extension exposed slides on a 16" deep black drawer body



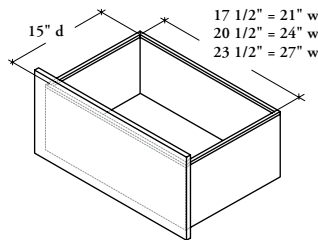
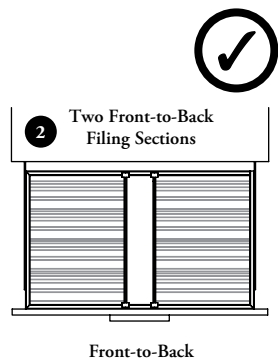
18" wide drawer



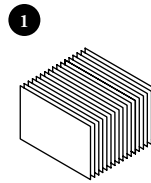
Letter and A4



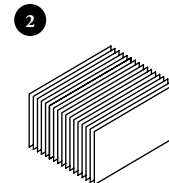
Legal



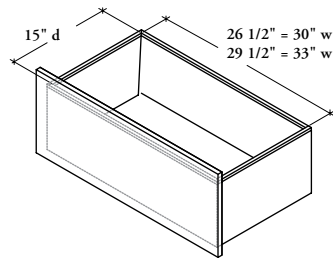
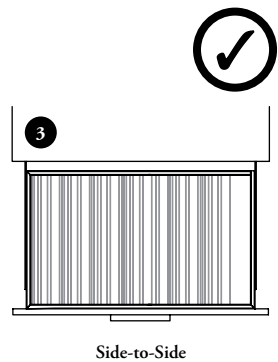
21", 24" or 27" wide drawer



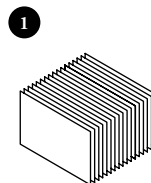
Letter, Legal and A4



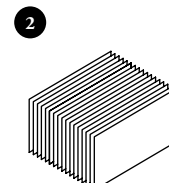
Legal



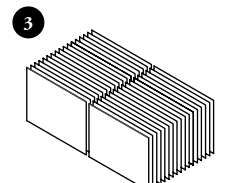
30" or 33" wide drawer



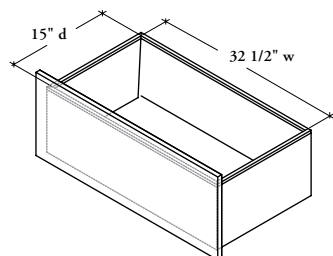
Legal and A4



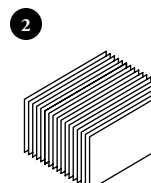
Legal



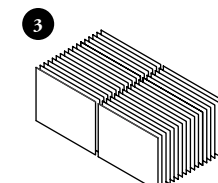
Letter



36" wide drawer

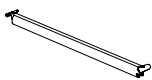


Legal



Letter, Legal and A4

15" Hanging File Bar(s)



The Letter or A4 paper size is allowed

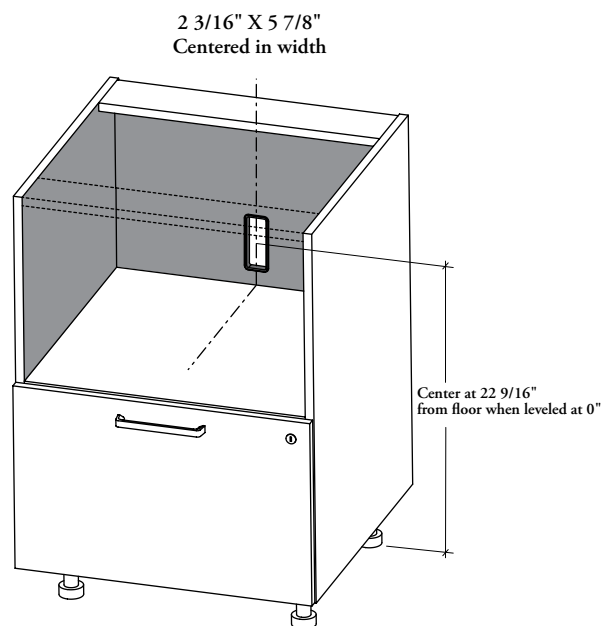
planning with base cabinets (continued)

- ⚠ It is the specifier's responsibility to ensure that the appliance clearance complies with the manufacturer recommendations
- Internal width microwave section is determined by subtracting 1.4" from specified width

cut-out for base cabinet – microwave section & drawer

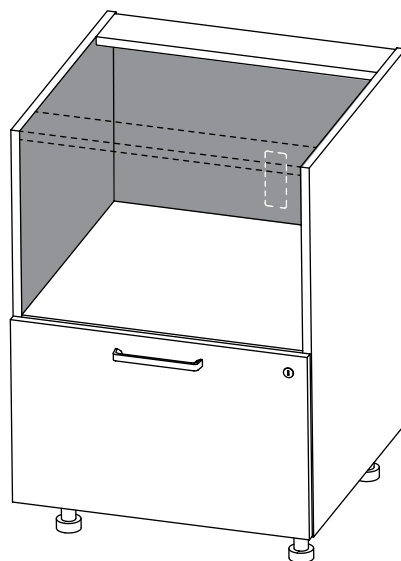
with pass-through grommet (W) option

This option features a factory made cut-out with a plastic Pass-Through Grommet. Wall outlets must be planned accordingly



no cut-out (N) option

This option comes without cut-out. Therefore an opening for wall outlets will have to be cut on-site at the required position and shape. A Pass-Through Grommet (CEAGR) can be specified separately if the on-site cut-out matches its shape

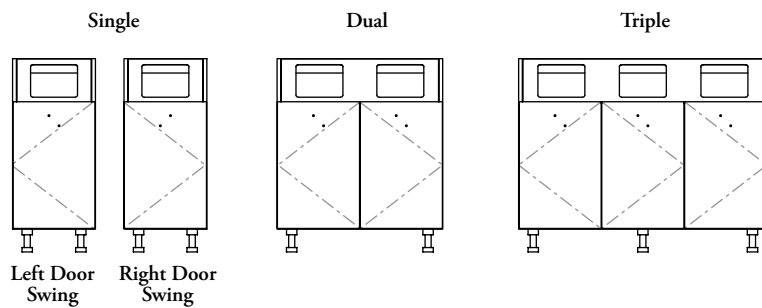


planning with base cabinets (continued)

Base Cabinet Recycling/Disposal Center is also available in a variety of widths and configurations.

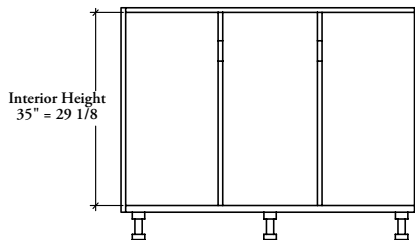
waste/recycling systems

- Provides enclosed storage space for Recycling/Waste Bins
- Each Recycling/Waste Bin has a capacity of 35 Liter
- All depths and doors widths provide the same waste capacity
- Each waste compartment can be identified by a Recycling/Waste Symbol (CEASR), sold separately. The door front comes with pre-drill holes, when Symbol Ready (S) is specified. For more details on waste identification, refer to page 119

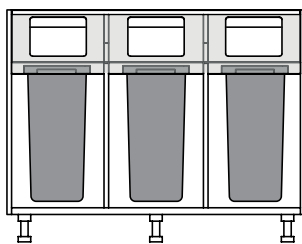


door openings

- Only Single Configuration (S) can be specified Left (L) or Right (R) Door Swing Direction
- Dual (D) and Triple (T) Configuration can be specified Not Applicable (N) Swing Direction only

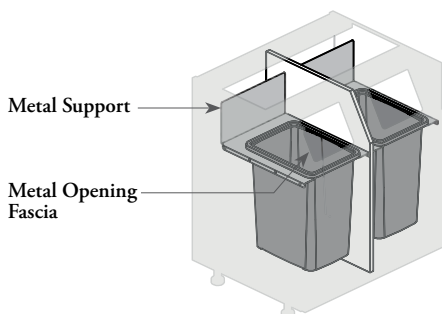


interior section dimension



interior configuration

- One Recycling/Waste Bin is included for each section



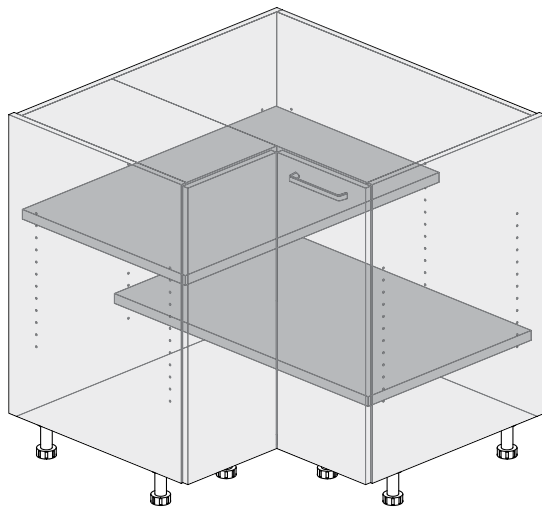
angled metal opening fascia & metal support

- A fixed Angled Metal Opening Fascia is included and protect the surrounding of the openings
- The waste bins rest on a metal support designed to prevent waste from entering the cabinet area

planning with base cabinets (continued)

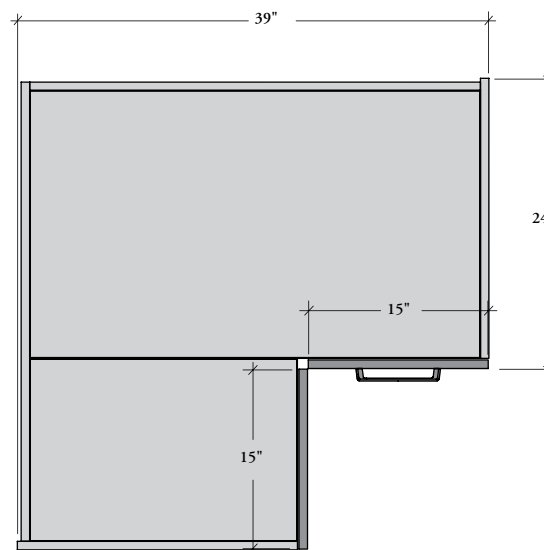
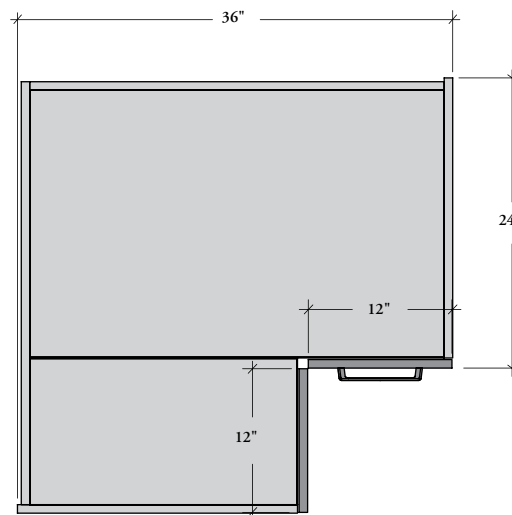
planning with base cabinet for standard corner

- Base Cabinet for Standard Corner allows optimal use of all space in the corner of a layout
 - Two panel doors allow full access to the interior space of the cabinet
 - For a better experience, this specific door is **not** soft close
- Only compatible with other 24" deep base cabinets



- Comes with two shelves, it is recommended to use one in each direction (left door swing shown) to maximise the internal space
- Adjustable Shelf(ves) are 24" deep
- No additional shelf can be ordered separately

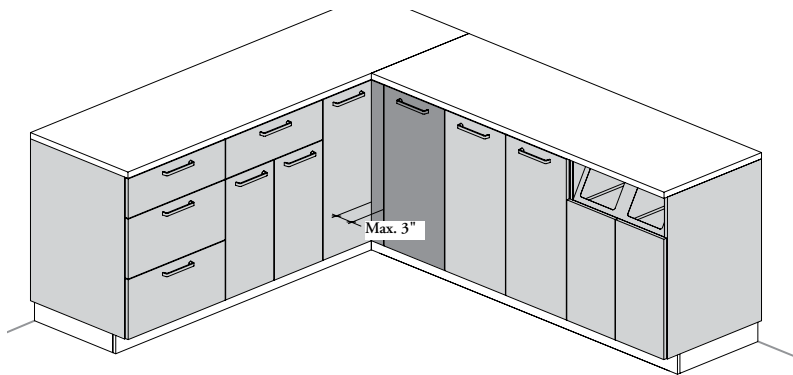
- The width of the cabinet will affect the dimension of the 2-panel door



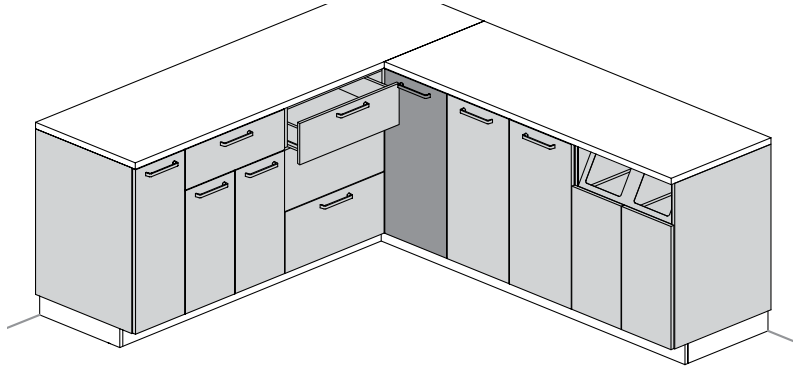
planning with base cabinets (continued)

planning with base cabinet for blind corner

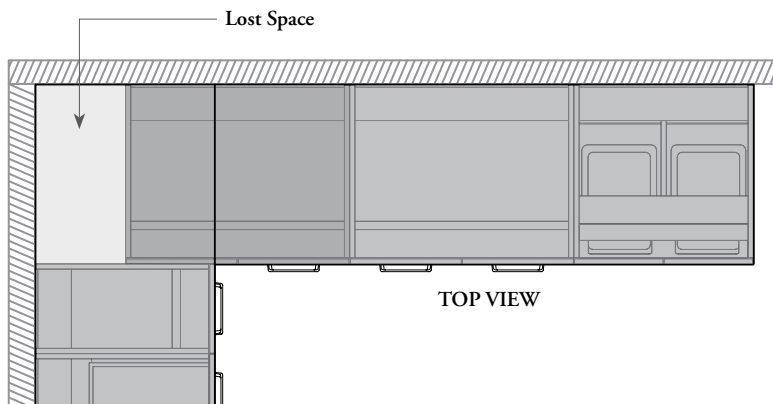
- Base Cabinet for Blind Corner (CEBCBS) allows to connect a perpendicular section to the main layout
 - This base cabinet is the only option for corner application in 29" depth countertop layout
 - Allows a certain flexibility in layout planning and installation to perfectly match the allocated space
- Comes with one Door and one Fixed Panel



- Choose the cabinet dimensions so that a maximum of 3" of the Fixed Panel is revealed. Therefore, only the following base cabinets are suitable for this application.
 - Base Cabinet – Open (CEBO)
 - Base Cabinets with Door(s) (CEBS, CEBWU, CEBKS or CEBKFS)



- **Not** all base cabinets can be placed in front of a Blind Corner Base Cabinet: Cabinets with drawers may cause interference, while ADA cabinets **do not** provide sufficient clearance.



- Using a Base Cabinet for Blind Corner may result in lost space in the corner, under the countertop. This situation is allowed and **does not** compromise the structural integrity or installation of the product

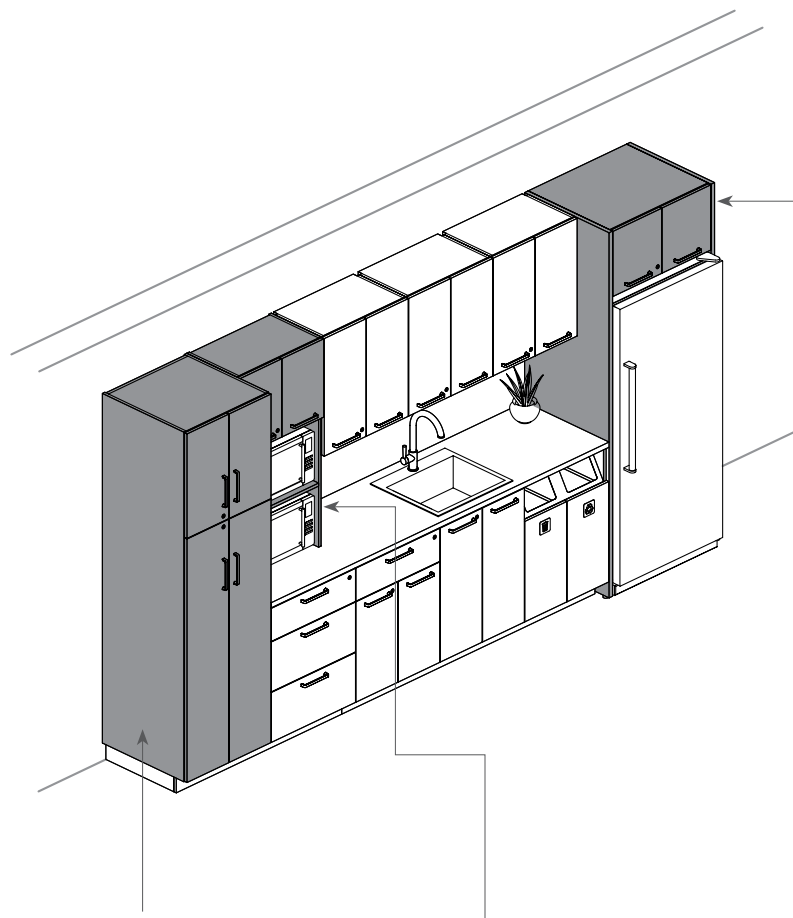
storage cabinets

storage cabinets

| | |
|---|----|
| UNDERSTANDING STORAGE CABINETS | 52 |
| STORAGE CABINETS COMPONENTS | 56 |
| STORAGE CABINETS BASICS | 58 |
| PLANNING WITH STORAGE CABINETS | |
| FRONT ALIGNMENT OVERVIEW | 61 |
| INTERIOR CLEARANCE | 62 |
| HINGE STYLES | 66 |
| DRAWER STYLES | 66 |
| CUT-OUT FOR STORAGE CABINET – MICROWAVE SECTION(S) & DOORS | 67 |
| STORAGE CABINET SPECIFICATION HEIGHTS | 70 |
| PLANNING WITH COUNTERTOP CABINET | 70 |
| WASTE/RECYCLING UNITS | 71 |
| PLANNING WITH RECYCLING/DISPOSAL UNITS | 72 |

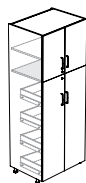
understanding storage cabinets

Expansion Casework+ Storage Cabinets are designed to enhance functionality and provide additional storage space.



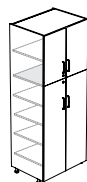
Storage Cabinets

• Eleven styles are available:



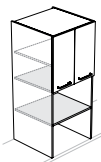
Two-High Tall Cabinet – Doors with Interior Drawers (CETD)

Comes with adjustable shelf(ves) in the upper section and with interior drawers in the bottom section



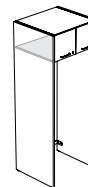
Two-High Tall Cabinet – Doors (CETT)

Comes with adjustable shelf(ves) in each section



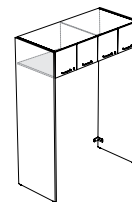
Countertop Cabinet – Microwave Section(s) and Doors (CECM)

- Sits directly on the Countertop
- Comes with adjustable shelf(ves) in the upper section
- Available with doors in the upper section and one or two microwave sections in the bottom section
- An optional Pass-Through Grommet is available to access wall outlets in each microwave section



Cabinet Kit for One Appliance – Doors (CEKO)

Available for one or two appliances



Cabinet Kit for Two Appliances – Doors (CEKT)

For Finishes; see page 58

For Pull Styles; see page 120

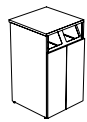
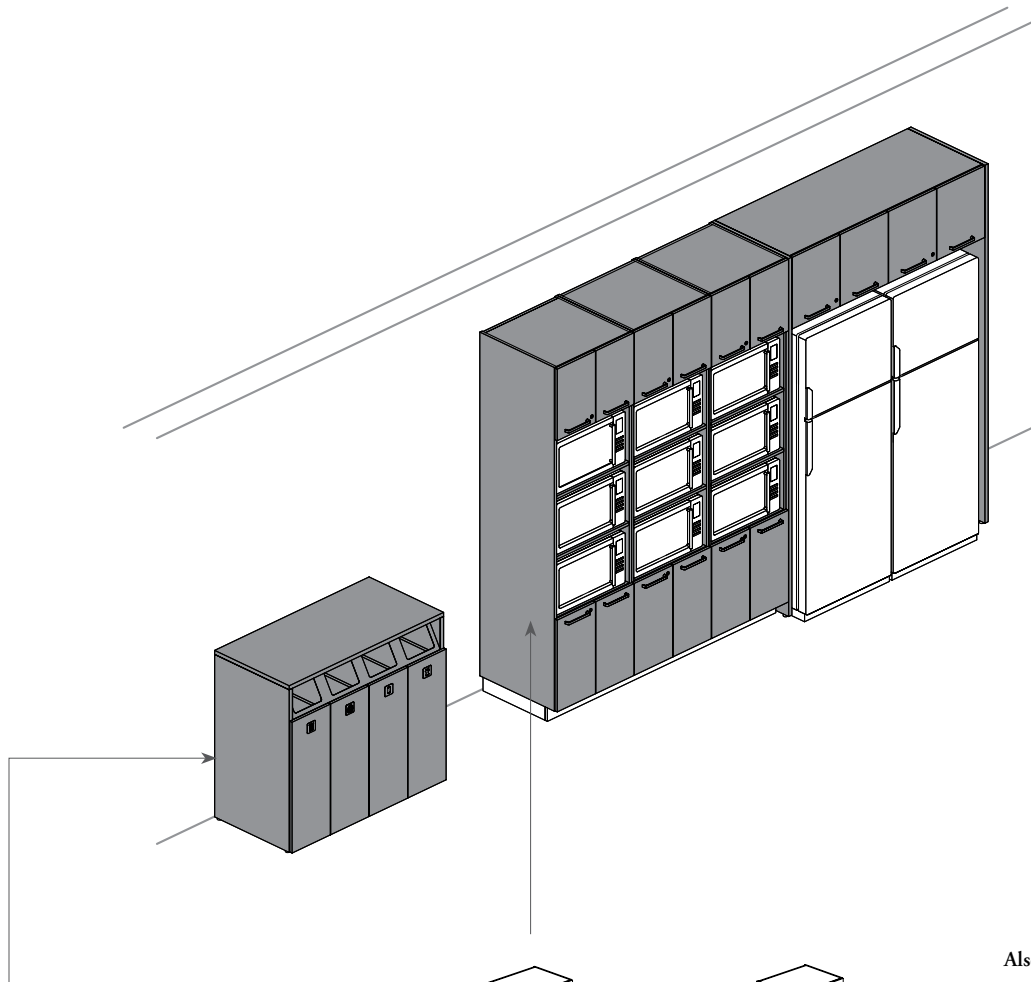
For Lock Chart; see page 122

For Cabinets Product Offering; see page 126

For Grain Direction; see page 132

understanding storage cabinets (continued)

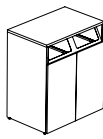
Storage Cabinets (continued)



Recycling/Disposal Unit – Standard Bins (CESRUS)

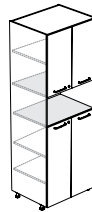
Standard Waste Bins included with storage

- Door fronts have **no** pull and can be handled with fingertips from the top of the door
- Optional Identification Symbol (CEASR) are available
- Are **not** lockable



Recycling/Disposal Unit – XL Bins (CESRUX)

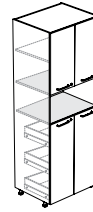
XL Waste Bins included with storage



Tall Cabinet – Microwave Section(s) and Doors (CEMS)

Bottom section with adjustable shelves

- Come with doors (upper and bottom section) and one, two or three microwave section(s) (middle section)
- The upper section can be specified with Finger Pull or the same pull style as the bottom section
- Come with adjustable shelf(ves) in the upper section
- An optional Pass-Through Grommet is available to access wall outlets in each microwave section



Tall Cabinet – Microwave Section and Doors with Interior Drawers (CEMD)

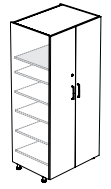
Bottom section with interior drawers

Also available:



Tall Cabinet – Open (CETO)

Come with adjustable shelves and one fixed shelf



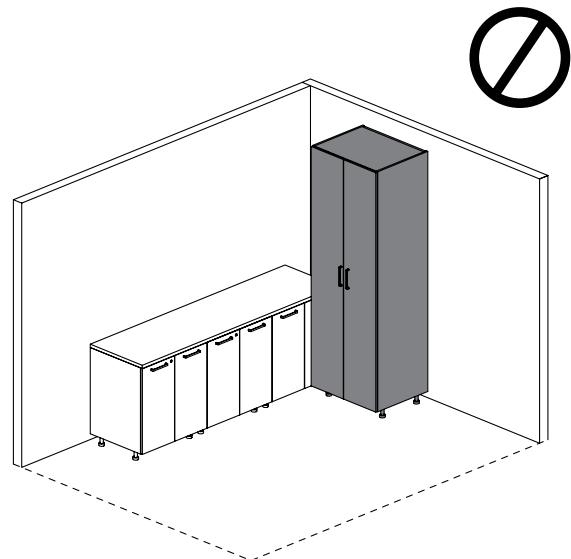
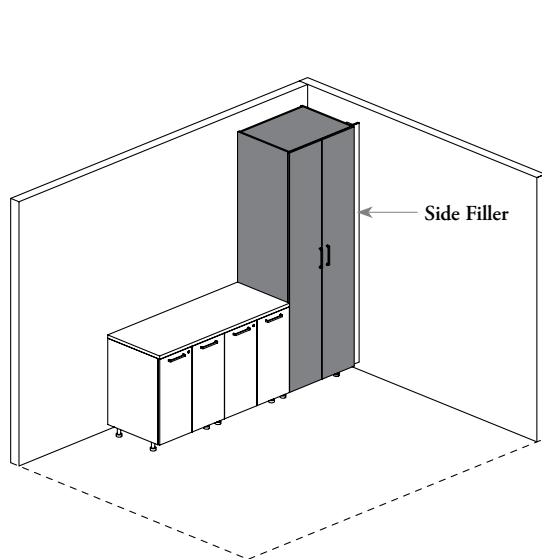
Tall Cabinet – Door(s) (CETS)

understanding storage cabinets (continued)

Following steps should be followed when planning with Storage Cabinets.

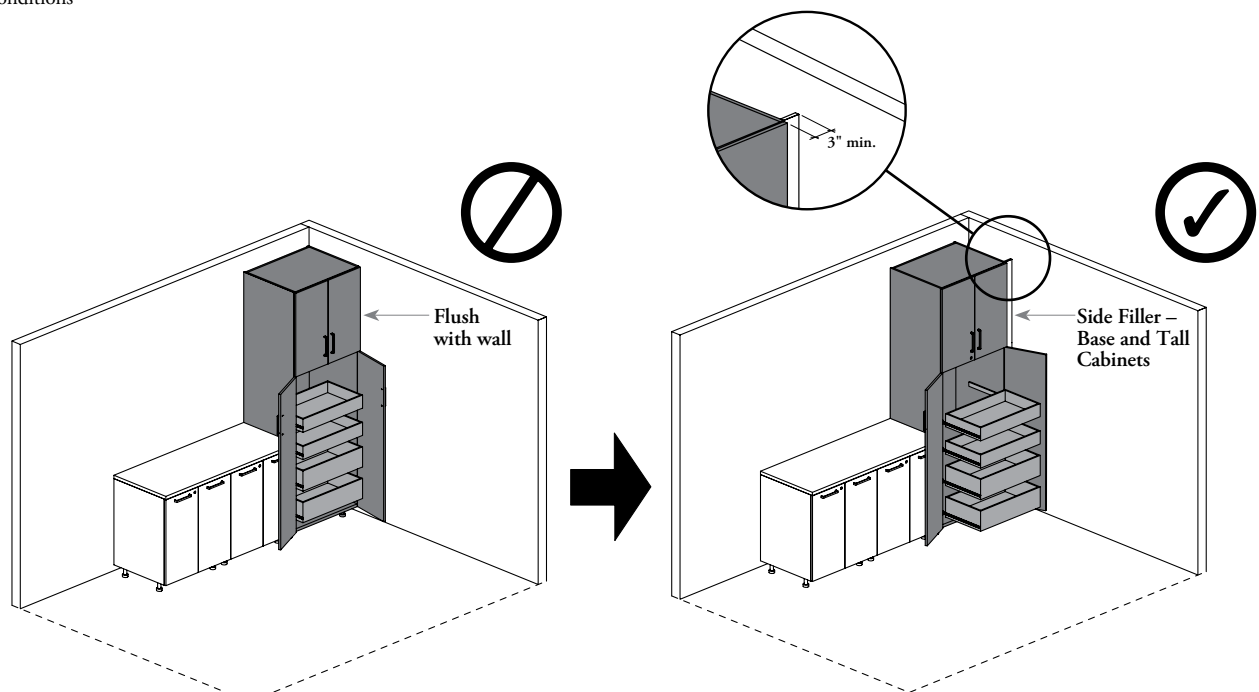
how to plan

- Exact wall dimensions should be confirmed before choosing the cabinet widths
- It is the responsibility of the installer to securely attach the storage cabinet to the wall



When close to a wall, leave a gap between 2" and 6" at the end as installer can install the Side Filler to fit within wall conditions

Tall Cabinets should **not** be used in corner applications



Two-High Tall Cabinet – Doors with Interior Drawers (CETD) or Tall Cabinet – Microwave Section and Doors with Interior Drawers (CEMD)

When close to a perpendicular wall, a minimum 3" gap must be left between wall and storage side. Otherwise, door opening may be limited and obstruct drawer's opening. This gap between wall and storage side can be filled with a Side Filler – Base and Tall Cabinets (CEAFSB)

storage cabinets components

- 1 Doors**

 - 12" to 21" wide cabinets come with one door
 - 24" to 36" wide cabinets come with two doors
 - Locks and Keys are optional
 - 2 Hinges**

 - Standard – Soft Close (S) hinges allow doors to open up to 110°
 - Full Extension – Soft Close (F) hinges allow doors to open up to 155°
 - The Hinge Style (F or S) is **not** available with all storage cabinet. Refer to individual product pages, for details
 - Come with hinge covers (for Standard – Soft Close (S) hinges only)
 - 3** As specified, the **Pulls** are included with doors.

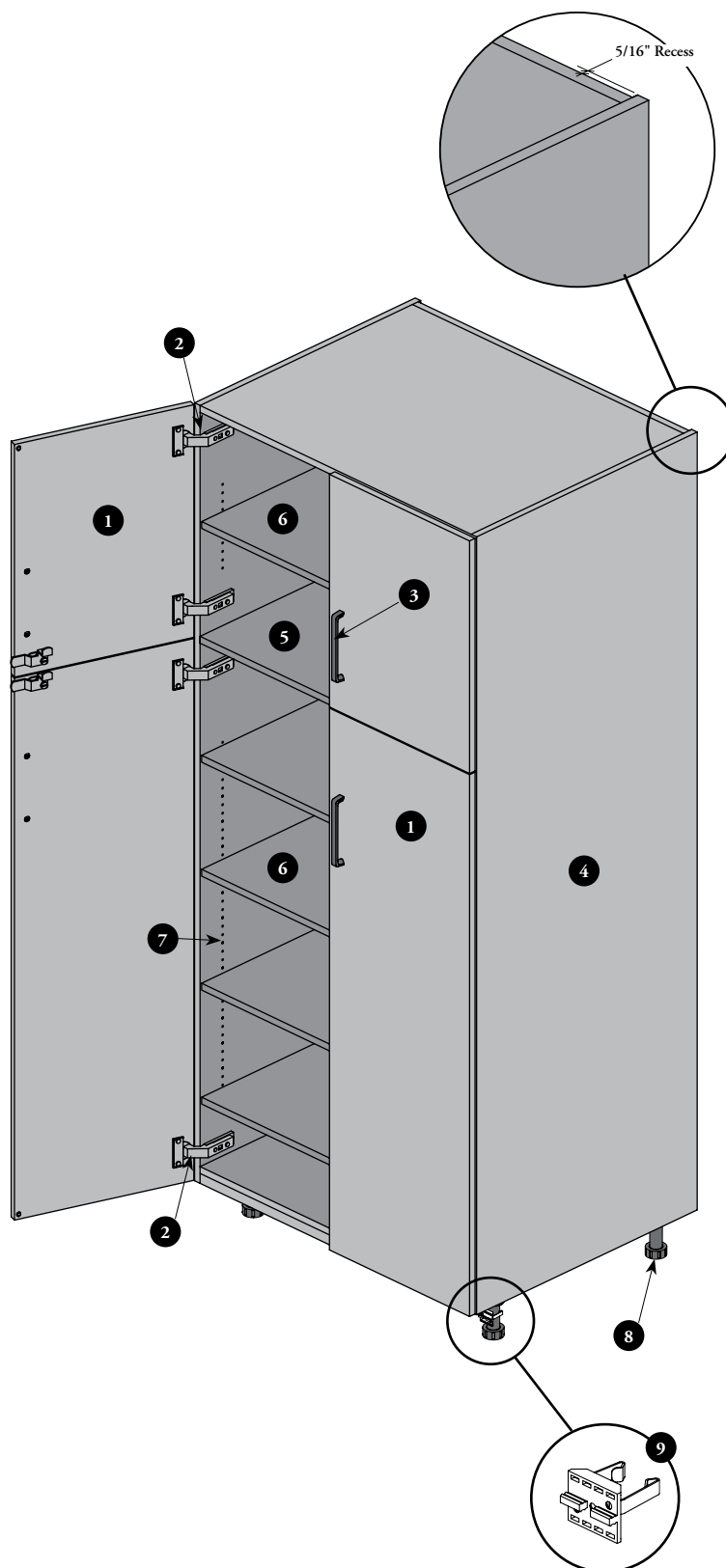
 - Depending on the Storage Cabinet specified, some handle styles are **not** available. For more details, refer to Pull Styles on page 120 or to individual product pages
 - 4 Case**

 - 11/16" construction with a 1" thick base with an additional 11/16" bottom in certain applications
 - 29" deep case have a shallow back to maintain a good access of storage space deep case from front
 - 5 Fixed Shelf(ves)**

 - Number varies depending on cabinet configuration. Refer to individual product pages
 - 11/16" thick, full depth
 - 6 Adjustable Shelves**

 - Number varies depending on cabinet configuration. Refer to individual product pages
 - 24" and 29" deep base cabinets come with 24" deep 11/16" thick adjustable shelf(ves)
 - Come with Metal Shelf Supports that help prevent shelf displacing
 - Holes at 1 1/4" intervals **7**
 - Shelf for Cabinet (CEACS) can be ordered separately, see individual product pages for exceptions
 - 8 Metal Adjustable Feet**

 - Create a minimum gap of 4 1/8" below the cabinets and provide a 1 1/2" leveling range
 - Come with Clips for Toe Kick to install the **mandatory** Toe Kick – Front (CEATF) **9**
- Levelers for Cabinet Kits (CEKO or CEKT) or Recycling/Disposal Units CESRUS or CESRUX**
- Create a 3/8" gap under the cabinet side when leveled to minimum height
 - Allow 3 1/2" total leveling range

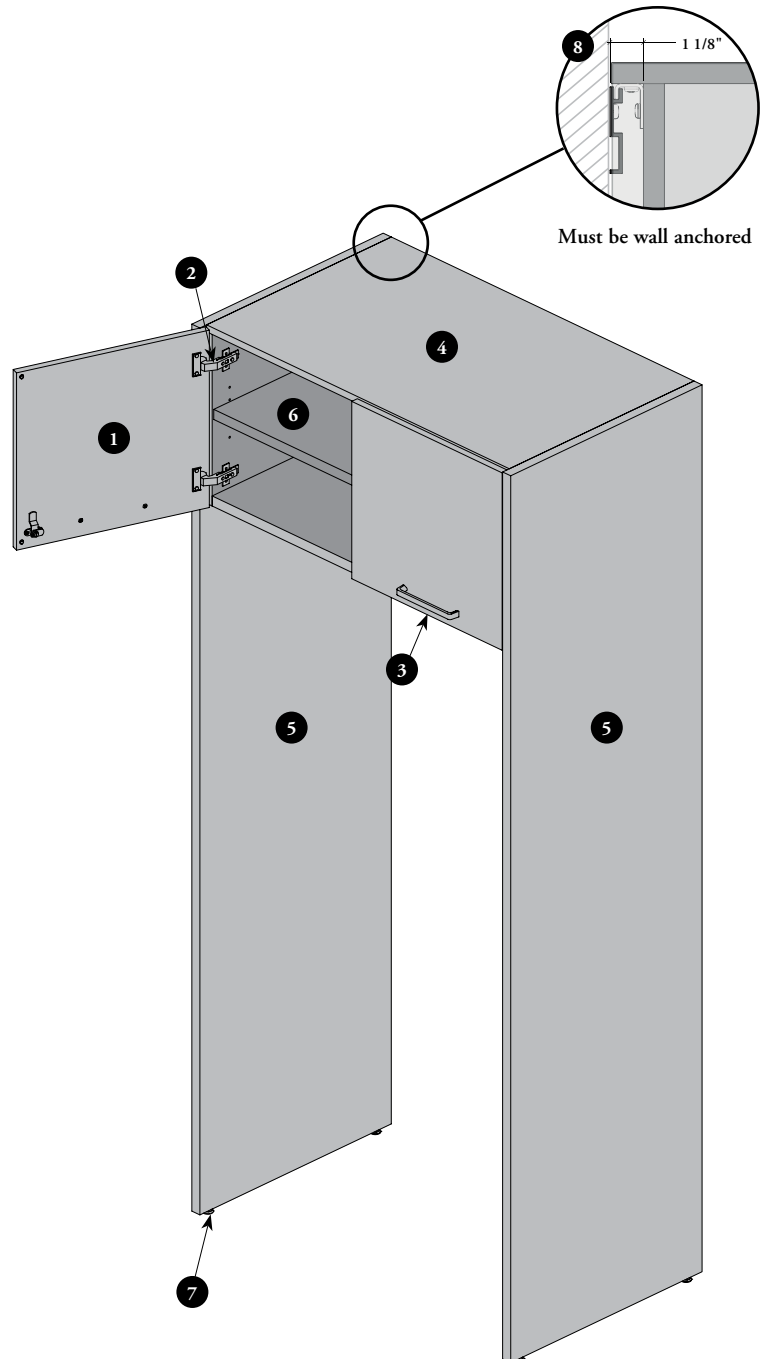


storage cabinets components (continued)

applicable with cabinets kits for one or two appliances only

- 1 Doors**
 - 28" to 40" wide cabinets come with two doors (CEKO only)
 - 50" to 66" wide cabinets come with four doors (CEKT only)
 - Locks and Keys are optional
- 2 Hinges**
 - Standard – Soft Close (S) hinges allow doors to open up to 110°
 - Come with hinge covers
- 3** As specified, the **Pulls** are included with doors
- 4 Case and Gables** **5**
 - 11/16" construction with a 1" thick base
 - Specified width includes 1" gables thickness. Therefore Appliance Width Clearance equals to width –2"
- 6 Adjustable Shelves**
 - Number varies depending on cabinet configuration. Refer to individual product pages
 - 1" thick, full usable depth (3/16" front gap)
 - Come with Metal Shelf Supports that helps prevent shelf displacing
 - Holes at 1 1/4" intervals
 - **Not** compatible with Shelf for Cabinet (CEACS)
- 7 Levelers**
 - Create a 3/8" gap under the gable when leveled to minimum height
 - Allow 3 1/2" total leveling range
- 8 Wall-Mounted Rails, Hooks and Spacers**

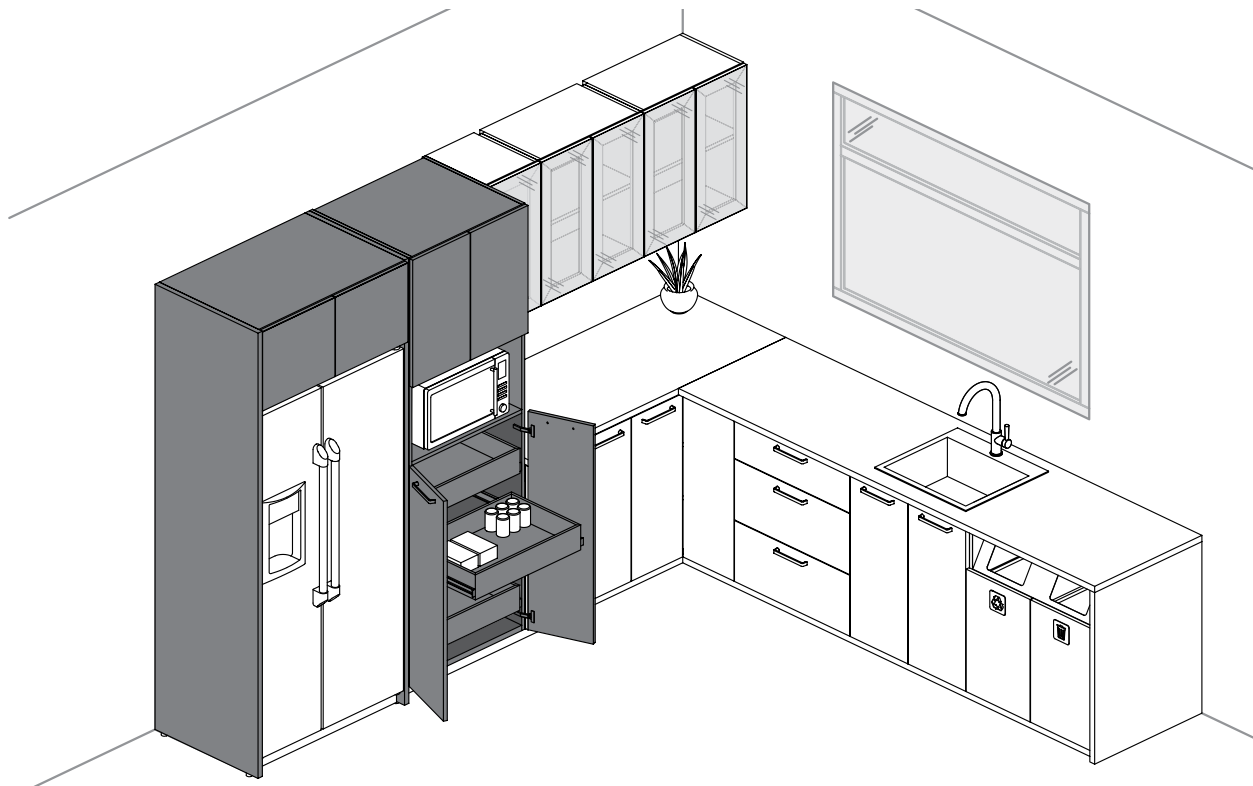
All included with Cabinet Kits but it is the responsibility of the installer to securely anchor these hardware to the wall



storage cabinets basics

Storage Cabinets are available in a variety of widths and heights for maximum configuration possibilities. They can be used alone or combined with base and upper cabinets to provide convenient open or closed storage.

- ❗ Storage Cabinets overall dimensions are the actual dimensions of the finished product
- Must be anchored to a wall for stability except for Recycling/Disposal Units (CESRUS and CESRUX)
- Toe Kick – Front (CEATF) is **mandatory** for Tall Cabinet
- Toe Kick – Side (CEATS) is **mandatory** when side of Tall Cabinet is exposed
- Installer must provide wall mounting fasteners



Finishes

- **Case:** Source Laminate or Flintwood (No Cathedral) except for Tall Cabinets – Doors with Interior Drawers (CETD or CEMD) and Recycling/Disposal Units (CESRUS or CESRUX)
 - **Gable:** Source Laminate or Flintwood (No Cathedral). Grade 2 Laminate** is also available (CEKO and CEKT only)
 - **Shelves and Dividers** match the Case Finishes
 - **Door Front:** Source Laminate, Foundation Laminate, Grade 2 Laminate, Flintwood (Cathedral)
 - **Edge Trim:** Edge Trim Colors and Not Applicable*
 - **Drawer Bodies:** Standard – Soft-Close (S) and Filing Drawer Styles are finished in Black and Undermount – Soft-Close (U) Drawer Style is finished in White
 - **Pull(s)** (Not available with pull styles 8, X, W or Z): Foundation, Accent or Mica
 - **Levelers** (only on Storage Cabinets (CEKO, CEKT, CESRUS and CESRUX): Chrome
 - **Pass-Through Grommet:** Platinum (only available with CEMS, CEMD and CECM)
 - **Locks & Keys:** Brushed Chrome
 - **35L or 90L Waste/Recycling Bins:** Grey (only available with CESRUS and CESRUX)
 - **Open Fascia:** Foundation, Accent or Mica
 - **Internal Metal Parts** are finished in Recycled Paint
- * Not Applicable (NA) option is only available when Flintwood Front Finishes are specified
** When Grade 2 Laminate is specified, The Accent colors are **not** available.

Finish Restrictions

Not all finishes are applicable with the Case and Door Finishes, refer to individual product pages for more details

For Pull Styles; see page 120

For Lock Chart; see page 122

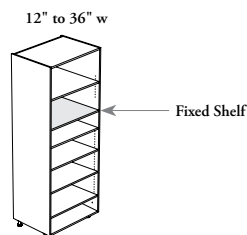
storage cabinets basics (continued)

- If applicable, two Soft-Close Hinge Styles can be specified:
 - Full Extension – Soft-Close (F)
 - Standard – Soft-Close (S)
- Three Door Swing Directions options are available. The handedness is determined by the location of the hinges:
 - Door Swing – Left (L) (available for 12" to 21" wide cabinets)
 - Door Swing – Right (R) (available for 12" to 21" wide cabinets)
 - Not Applicable (N) (available for 24" to 36" wide cabinets)

- If applicable, doors are available with Pull Styles (1, 8, 9, E, F, M, S, X or Z), refer individual product pages for more details
- Three Key Styles can be specified:
 - Keyed Alike (K)
 - Keyed Randomly (R)
 - No Lock (N)

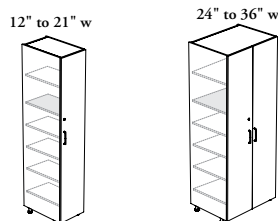
Tall Cabinet – Open (CETO)

- Depth: 24"
- Widths: 12" to 36" (3" increments)
- Heights: 72", 84", 90" and 96"
- Comes with Adjustable Shelves and one Fixed Shelf



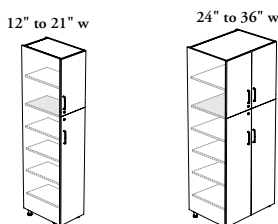
Tall Cabinet – Door(s) (CETS)

- Depths: 24" and 29"
- Widths: 12" to 36" (3" increments)
- Heights: 72", 84", 90" and 96"
- Comes with Adjustable Shelves and one Fixed Shelf
- Hinge Style can be specified (F or S)



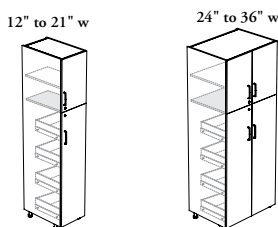
Two-High Tall Cabinet – Doors (CETT)

- Depths: 24" and 29"
- Widths: 12" to 36" (3" increments)
- Heights: 84", 90" and 96"
- Comes with Adjustable Shelves and one Fixed Shelf
- The upper section Hinge Style is Standard – Soft Close
- The bottom section Hinge Style can be specified (F or S)



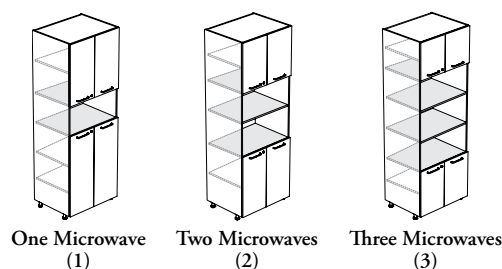
Two-High Tall Cabinet – Doors with Interior Drawers (CETD)

- Depths: 24" and 29"
- Widths: 12" to 36" (3" increments)
- Heights: 84", 90" and 96"
- Comes with Adjustable Shelf(ves) in the upper section
- The upper section Hinge Style is Standard – Soft Close
- The bottom section comes with four Interior Drawers with Standard – Soft Close (S) or Undermount – Soft Close (U) style
- The bottom section Hinge Style is Full Extension – Soft Close (F)



Tall Cabinet – Microwave Section(s) and Doors (CEMS)

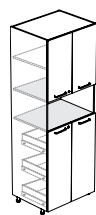
- Depths: 24" and 29"
- Widths: 24 to 36" (3" increments)
- Heights: 84", 90" and 96"
- Adjacent Base Cabinet Heights: 32" and 35"
- When One Microwave (1) option is specified, Adjacent Base Cabinet Height is not available
- Comes with Adjustable Shelves
- The upper section Hinge Style is Standard – Soft Close
- The bottom section Hinge Style can be specified (F or S)
- Three Microwave Section Configurations are available:



storage cabinets basics (continued)

Tall Cabinet – Microwave Section and Doors with Interior Drawers (CEMD)

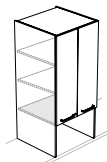
- Depths: 24" and 29"
- Widths: 24" to 36" (3" increments)
- Heights: 84", 90" or 96"
- Comes with Adjustable Shelf(ves) in the upper section
- The upper section Hinge Style is Standard – Soft Close
- The bottom section comes with three Interior Drawers with Standard – Soft Close (S) or Undermount – Soft Close (U) style
- Only one Microwave Section Configuration is available:



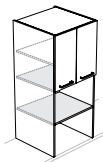
One Microwave (1)

Countertop Cabinet – Microwave Section(s) and Doors (CECM)

- Depths: 15", 20" or 24"
- Widths: 24" to 30" (3" increments)
- Heights: 84", 90" and 96"
- Base Cabinet Heights: 32" and 35"
- Countertop Thickness: 1 3/16" (M)
- The upper section Hinge Style is Standard – Soft Close (S)
- Two Microwave Section Configurations are available:



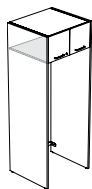
One Microwave (1)



Two Microwaves (2)

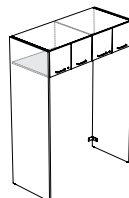
Cabinet Kit for One Appliance – Doors (CEKO)

- Depths: 24", 25", 29" and 30"
- Widths: 28" to 40" (2" increments)
- Heights: 84", 90" or 96"
- Appliance Heights: 69", 72" and 75"
- Comes with Adjustable Shelf (if applicable)
- The door section Hinge Style is Standard – Soft Close (S)



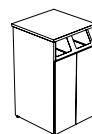
Cabinet Kit for Two Appliances – Doors (CEKT)

- Depths: 24", 25", 29" and 30"
- Widths: 50" to 66" (2" increments)
- Heights: 84", 90" and 96"
- Appliance Heights: 69", 72" and 75"
- Comes with Adjustable Shelves (if applicable)
- The door section Hinge Style is Standard – Soft Close (S)

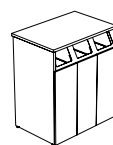


Recycling/Disposal Unit – Standard Bins (CESRUS)

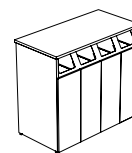
- Depth: 18" and 24"
- Each door of the waste section is 12" wide
- Heights: 36" and 42"
- Two Identifications are available:
 - Symbol Ready (S)
 - No Identification (N) (Shown)
 refer to Accessories section for more details
- Door Hinge Style is Standard – Soft Close (S) only
- Includes 35L waste/recycling bins, refer to page 47 for more details
- Three configurations are available:



Dual (D)



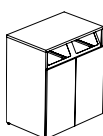
Triple (T)



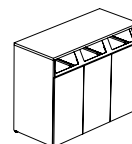
Quad (Q)

Recycling/Disposal Unit – XL Bins (CESRUX)

- Depth: 18" and 24"
- Each door of the waste section is 18" or 24" wide depending of the width configuration
- Heights: 36" and 42"
- Two Identifications are available:
 - Symbol Ready (S)
 - No Identification (N) (Shown)
 refer to Accessories section for more details
- Door Hinge Style is Standard – Soft Close (S) only
- Includes 90L waste/recycling bins, refer to page 47 for more details
- Two configurations are available:



Dual (D)



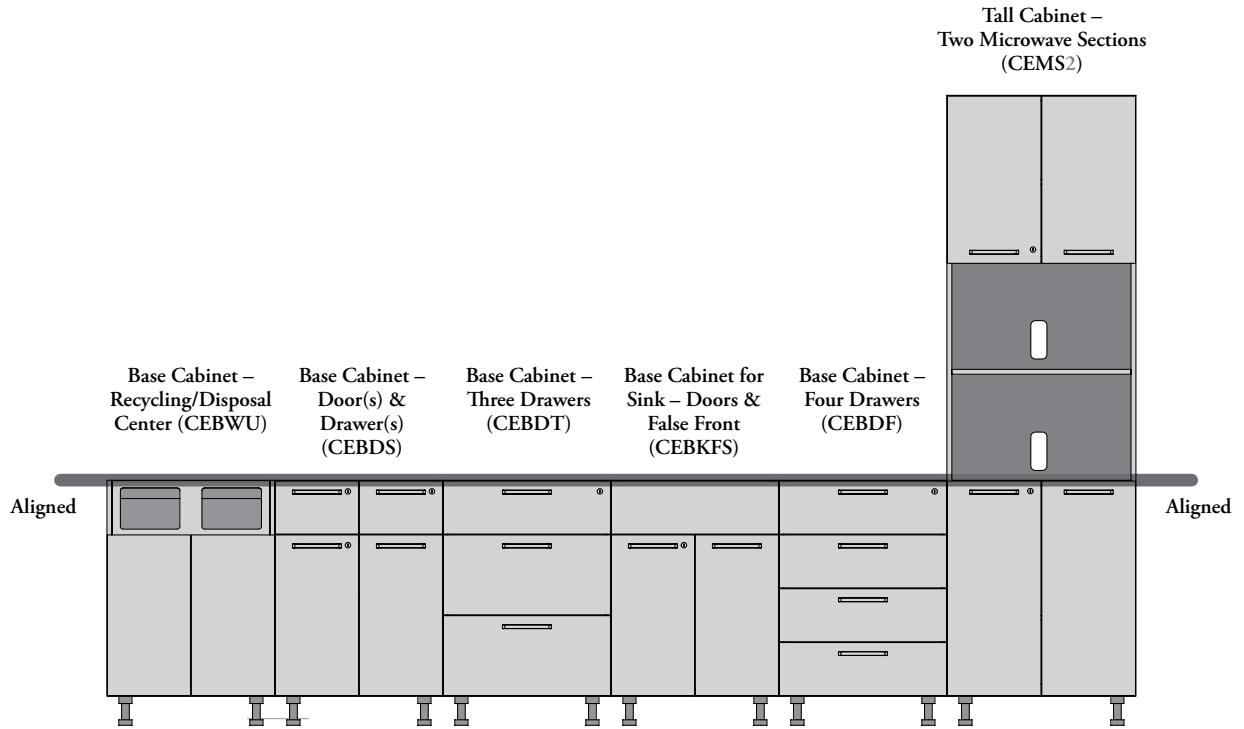
Triple (T)

planning with storage cabinets

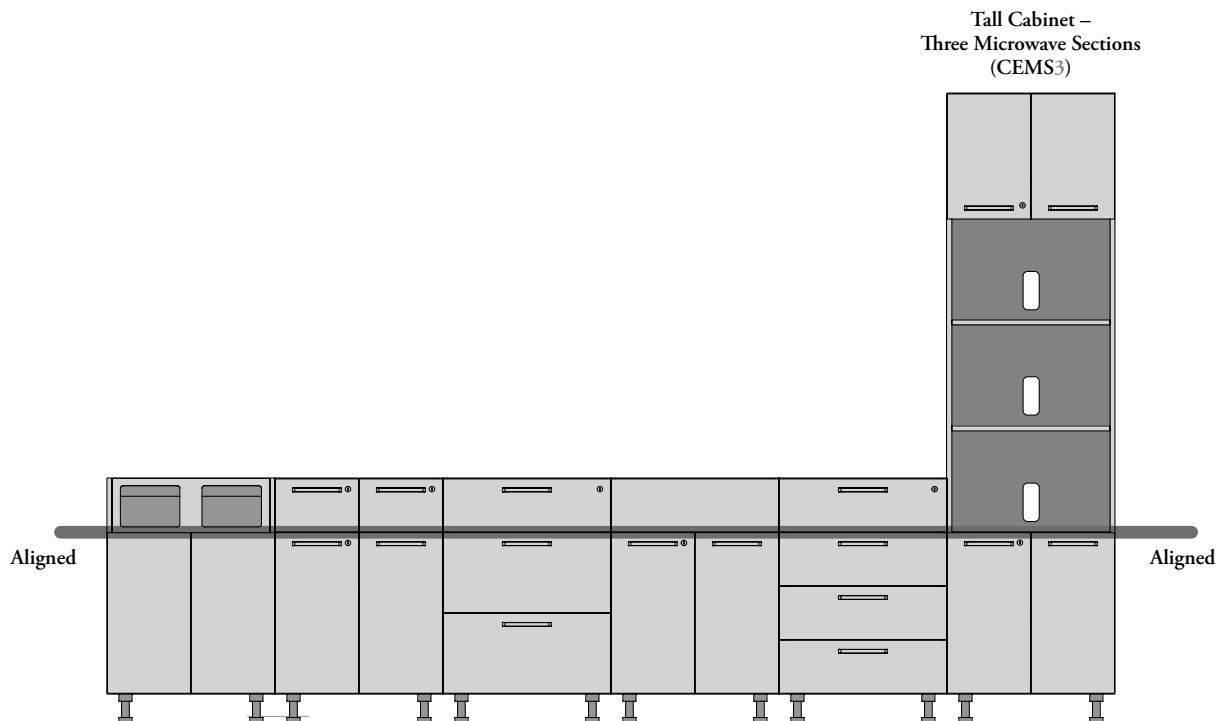
The following should be considered when planning with Expansion Casework+ Storage Cabinets.

front alignment overview

- The bottom section of a Tall Cabinet – Two Microwave Sections (CEMS2) will align a base cabinet of the same adjacent height



- The bottom section of a Tall Cabinet – Three Microwave Sections (CEMS3) will align with fronts illustrated below when specified the same adjacent height

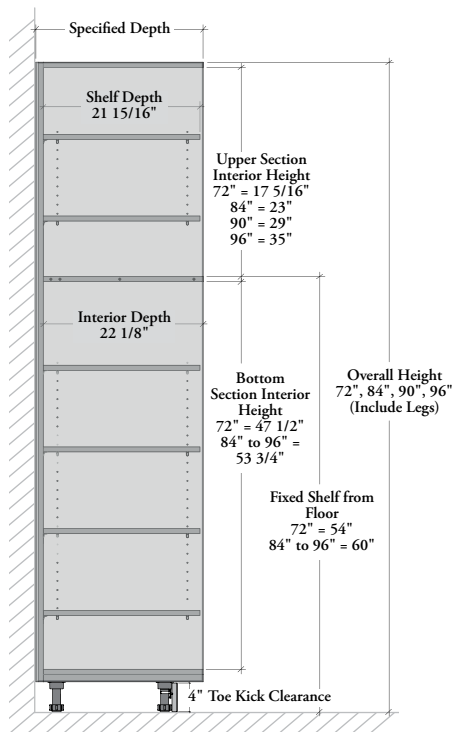


planning with storage cabinets (continued)

interior clearance for storage cabinets with shelves

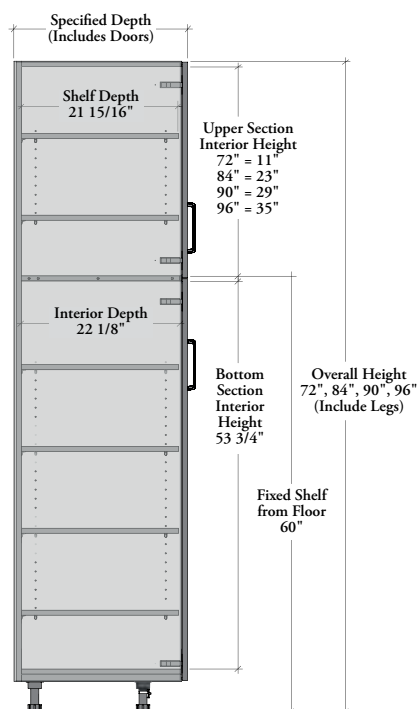
Tall Cabinet – Open (CETO)

24" deep cabinet

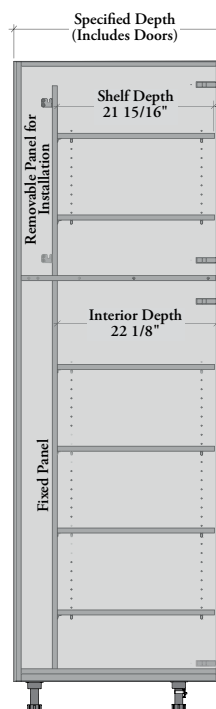


Tall Cabinet – Door(s) (CETS, CETT and CETD)

24" deep cabinet



29" deep cabinet



planning with storage cabinets (continued)

interior clearance for storage cabinets with microwave section(s)

- It is the specifier's responsibility to ensure that the appliance opening complies with the manufacturer recommendations
- Internal width microwave section is determined by subtracting 1.4" from specified width

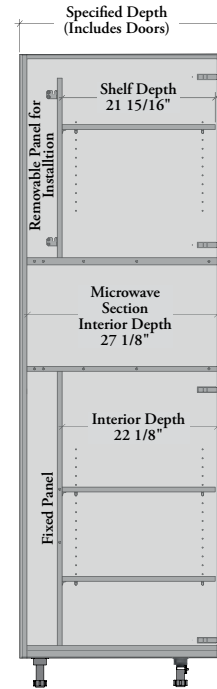
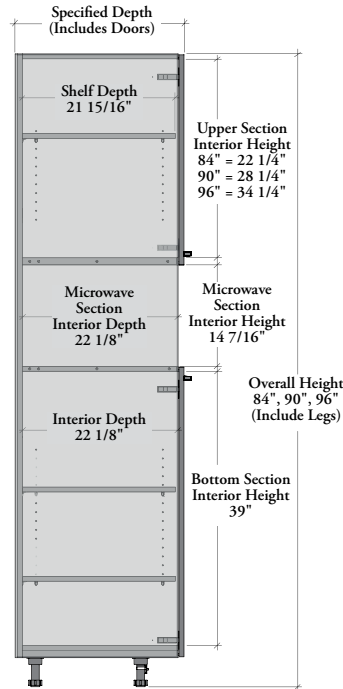
Tall Cabinet – Microwave Section(s) (CEMS, CEMD and CECM)

One Microwave (1)

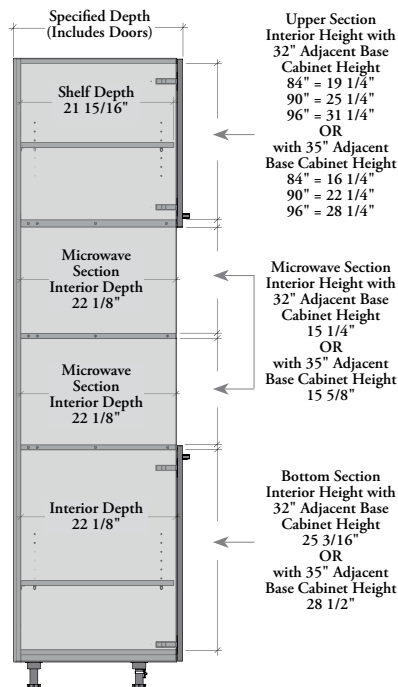
24" deep cabinet

SIDE VIEWS

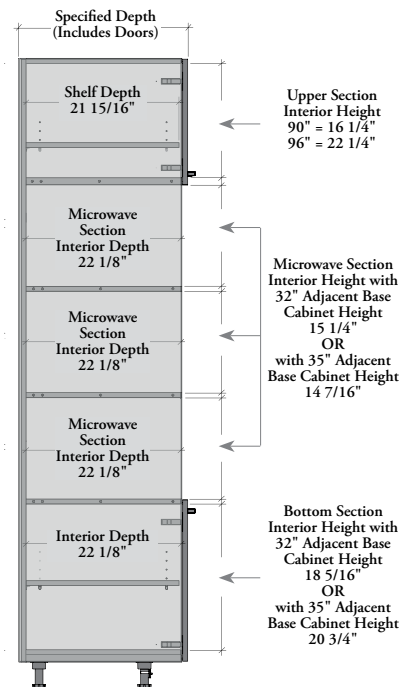
29" deep cabinet



Two Microwaves (2)



Three Microwaves (3)



planning with storage cabinets (continued)

interior clearance for storage cabinets with interior drawers

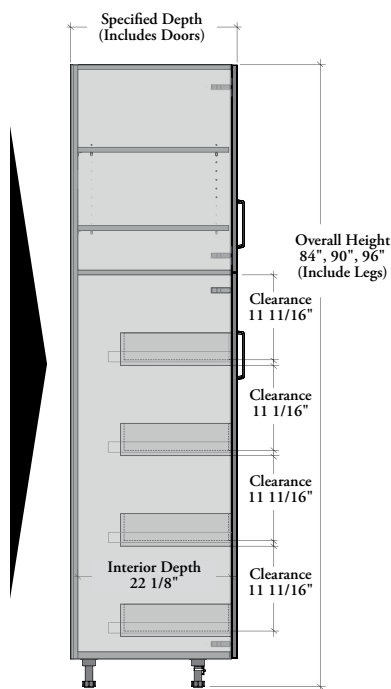
- It is the specifier's responsibility to ensure that the appliance opening complies with the manufacturer recommendations
- Both Drawer Styles are available: Standard – Soft Close (S) and Undermount – Soft Close (U)
- Internal width microwave section is determined by subtracting 1.4" from specified width
- Accessories may be specified separately, refer to the Accessories section for details

Tall Cabinet – Interior Drawers (CETD and CEMD)

Doors with Interior Drawers (CETD)

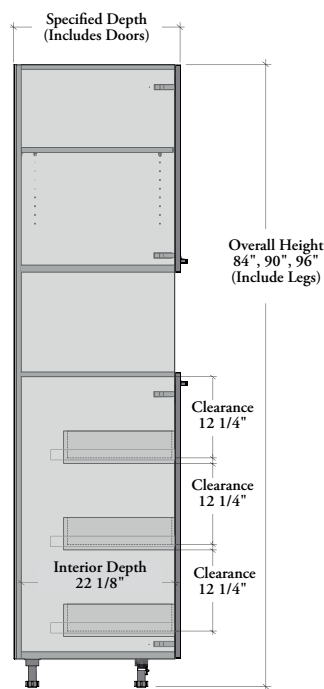
Microwave Section & Doors with Interior Drawers (CEMD)

Standard – Soft Close (S)
Drawer Style

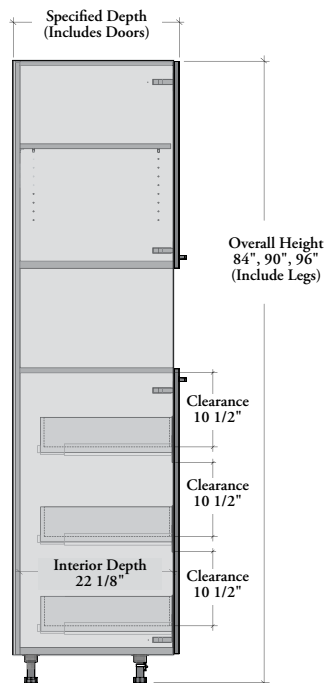
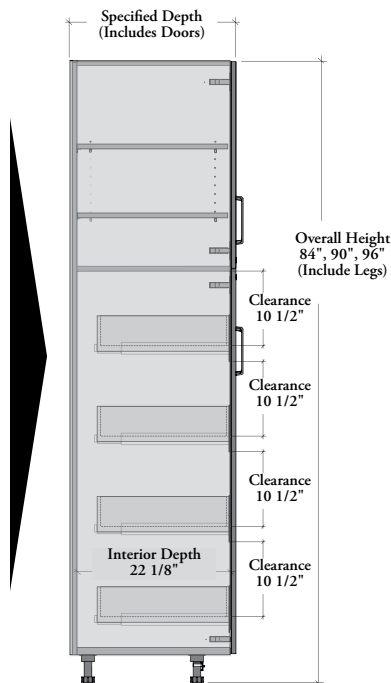


SIDE VIEWS

For Shelf Depth,
Upper, Microwave
and Bottom
Interior Height,
refer on previous
pages



Undermount – Soft Close (U)
Drawer Style

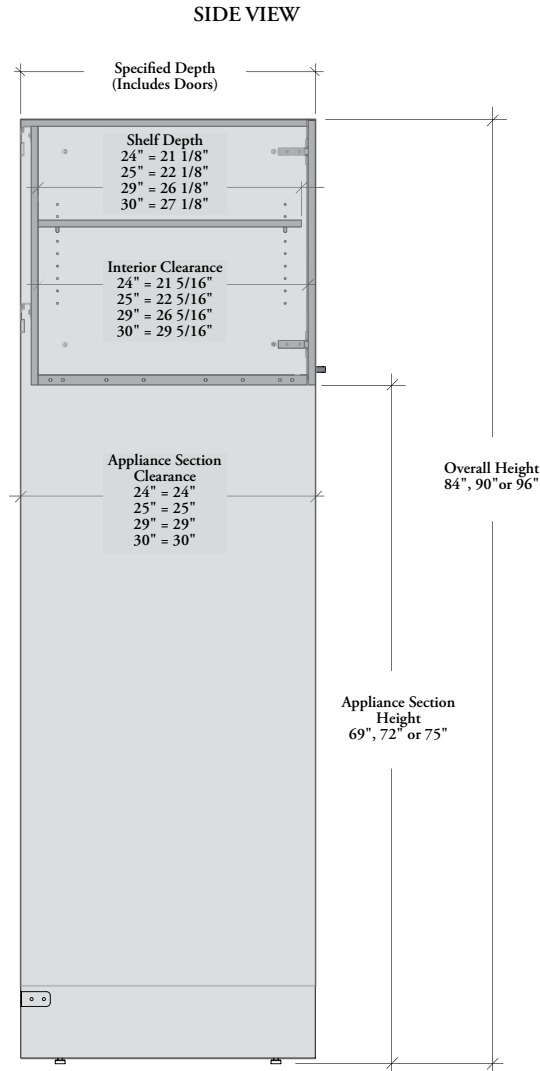


planning with storage cabinets (continued)

interior clearance for cabinets kits

- It is the specifier's responsibility to ensure that the appliance opening complies with the manufacturer recommendations
- Appropriate attachment methods and hardware for a secure and safe installation must be determined by the installer and meet the applicable local building code and laws
- Installer must provide wall mounting fasteners

Cabinet Kits for One or Two Appliances – Doors (CEKO and CEKT)



planning with storage cabinets (continued)

hinge styles

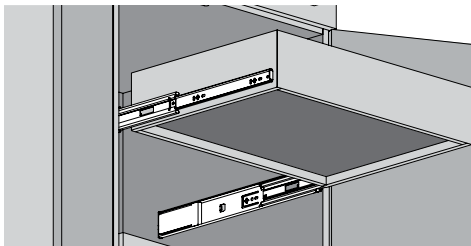
- Two Hinge Styles are available: **Standard – Soft Close (S)** and **Full Extension – Soft Close (F)**. Refer to the individual product pages for more details
- With Two-High Tall Cabinets, the upper section Hinge Style is Standard – Soft Close. If applicable, the bottom section Hinge Style can be specified Standard – Soft Close (S) or Full Extension – Soft Close (F)
- Storage Cabinets with Interior Drawers (CETD or CEMD) always feature Full Extension – Soft Close (F) Hinge Style for bottom section, refer to the page [54](#) for more details

drawer styles

- Accessories such as Cutlery Tray (CEAOT) and Utility Box (CEAOB) can be specified separately, refer to the Accessories section for more details
- Only applicable with Storage Cabinets with Interior Drawers (CETD or CEMD)
- Two drawer styles are available:

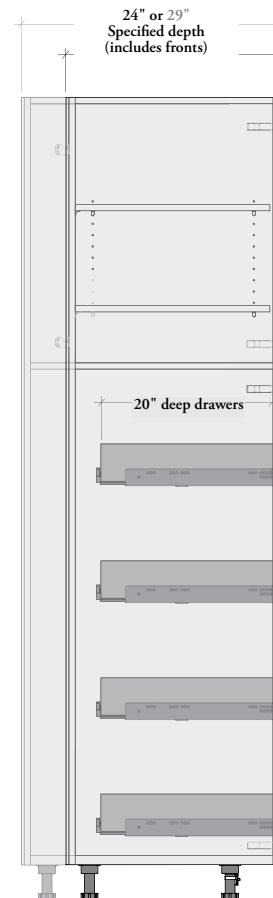
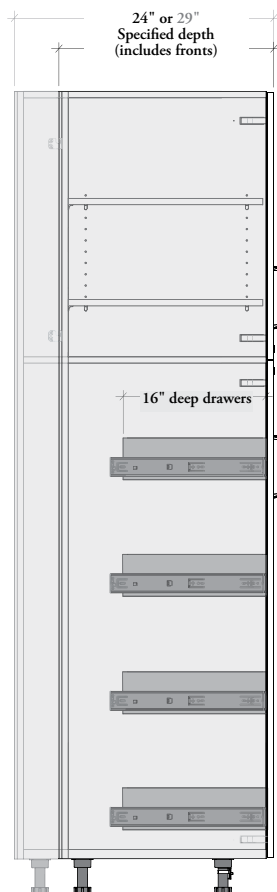
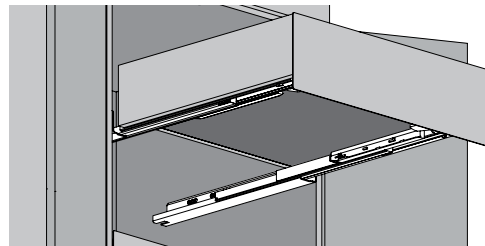
Standard – Soft Close (S)

Standard drawers feature soft close full extension exposed slides on a 16" deep white drawer body



Undermount – Soft Close (U)

Undermount drawers feature soft close full extension undermount slides on a 20" deep white drawer body



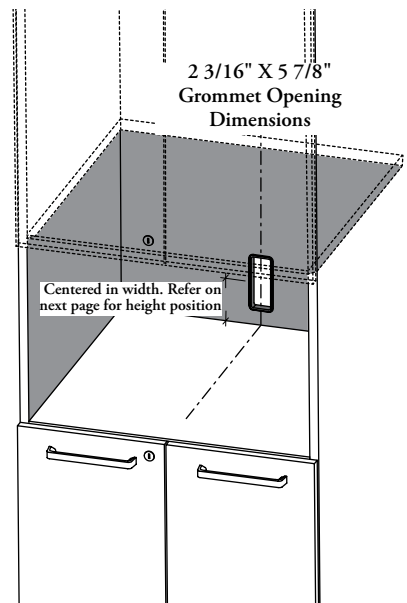
planning with storage cabinets (continued)

⚠ It is the specifier's responsibility to ensure that the appliance clearance complies with the manufacturer recommendations

cut-out for storage cabinet – microwave section(s) & doors (CEMS, CEMD and CECM)

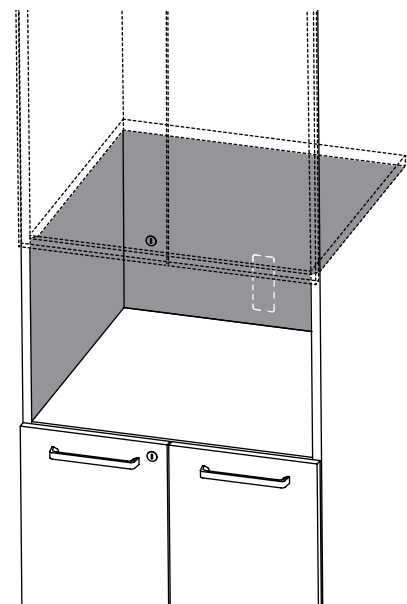
with pass-through grommet (W) option

This option features a factory made cut-out with a plastic Pass-Through Grommet. Wall outlets must be planned accordingly. For details on Pass-Through Grommet heights, see next pages



no cut-out (N) option

This option comes without cut-out. Therefore an opening for wall outlets will have to be cut on-site at the required position and shape. A Pass-Through Grommet (CEAGR) can be specified separately if the on-site cut-out matches its shape



planning with storage cabinets (continued)

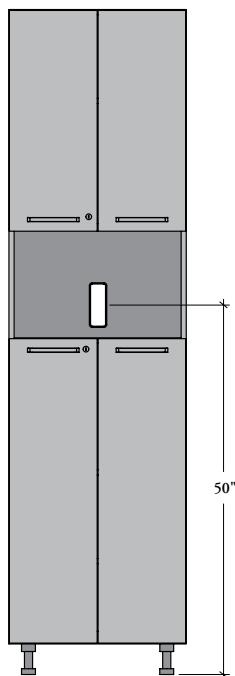
cut-out for storage cabinet – microwave section(s) & doors (continued)

pass-through grommet heights (when leveled at 0")

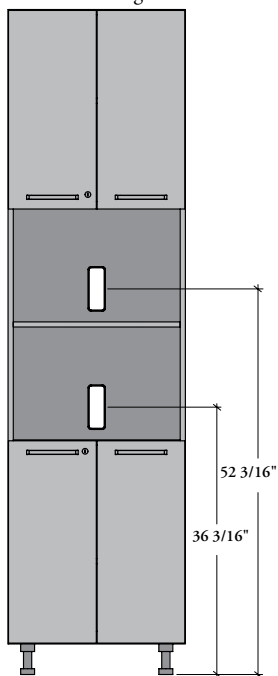
Tall Cabinet – Microwave Section(s) and Doors (CEMS) or
Tall Cabinet – Microwave Section and Doors with Interior Drawers (CEMD)

FRONT VIEWS

One Microwave
Every Datum

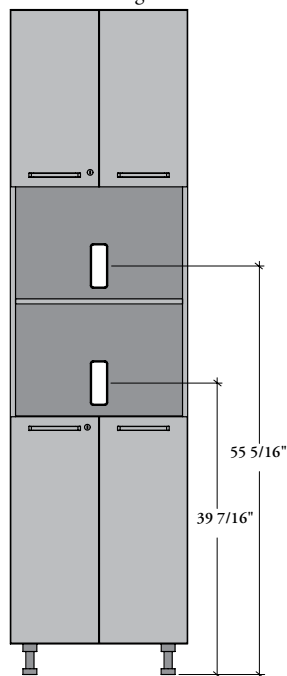


32" Adjacent Base
Cabinet Height



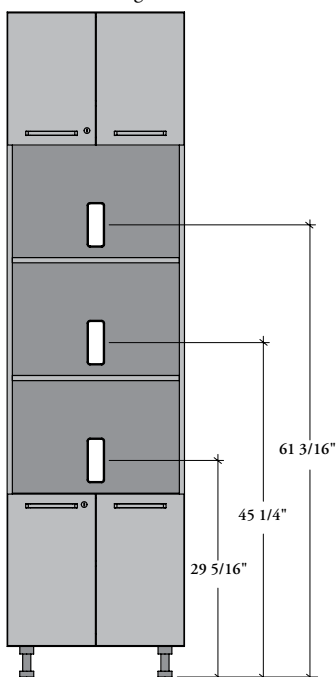
Two Microwaves

35" Adjacent Base
Cabinet Height

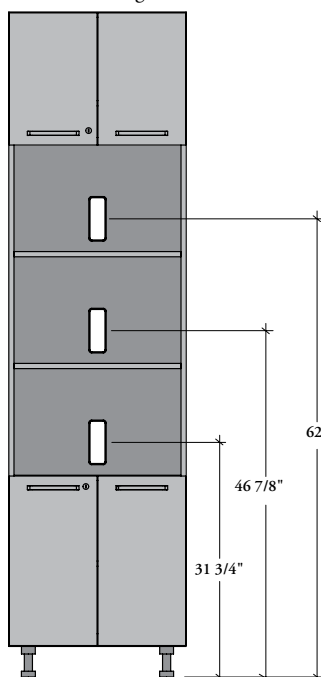


Three Microwaves

32" Adjacent Base
Cabinet Height



35" Adjacent Base
Cabinet Height



planning with storage cabinets (continued)

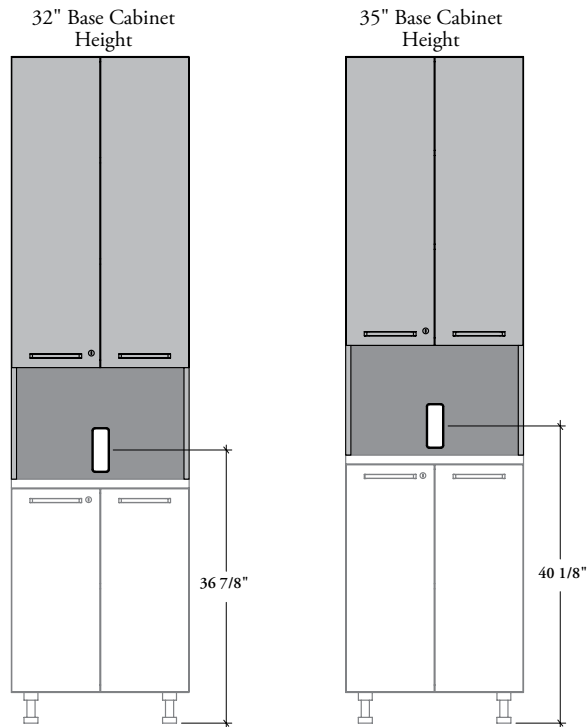
cut-out for storage cabinet – microwave section(s) & doors (continued)

pass-through grommet heights (when leveled at 0") (continued)

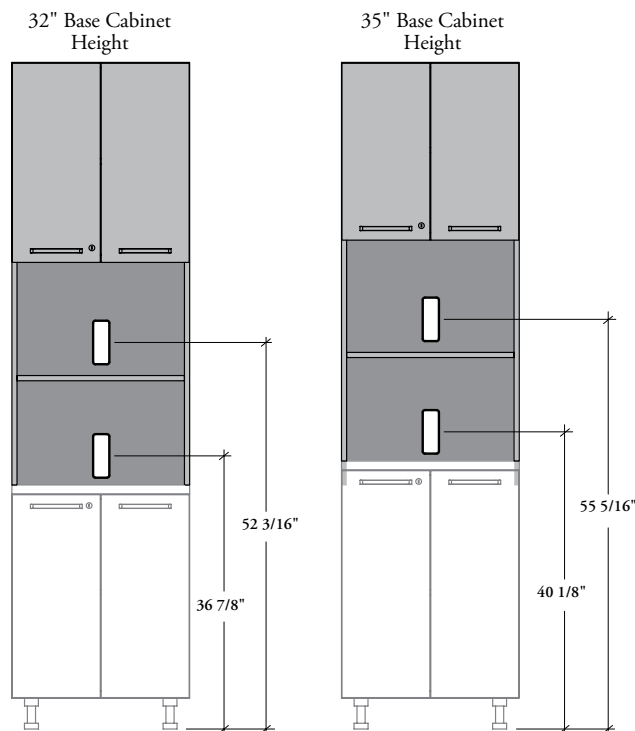
Counterop Cabinet – Microwave Section(s) and Doors (CECM)

FRONT VIEWS

One Microwave



Two Microwaves



planning with storage cabinets (continued)

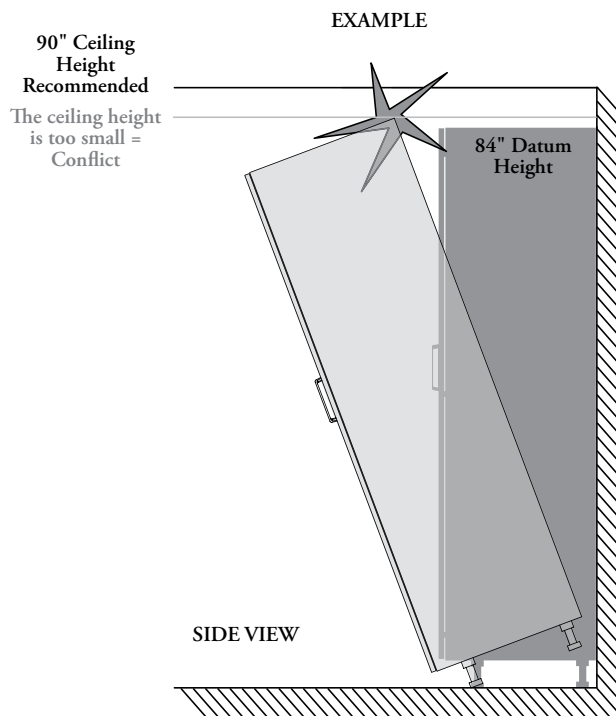
The following should be considered when planning with storage cabinets.

storage cabinet specification heights

Minimum ceiling height recommended

This chart shows the the minimum ceiling height recommended to easily flip Tall Cabinets on-site for an easy installation

| Datum Height | Minimum Ceiling Height |
|--------------|------------------------|
| 84" | 90" |
| 90" | 95" |
| 96" | 101" |

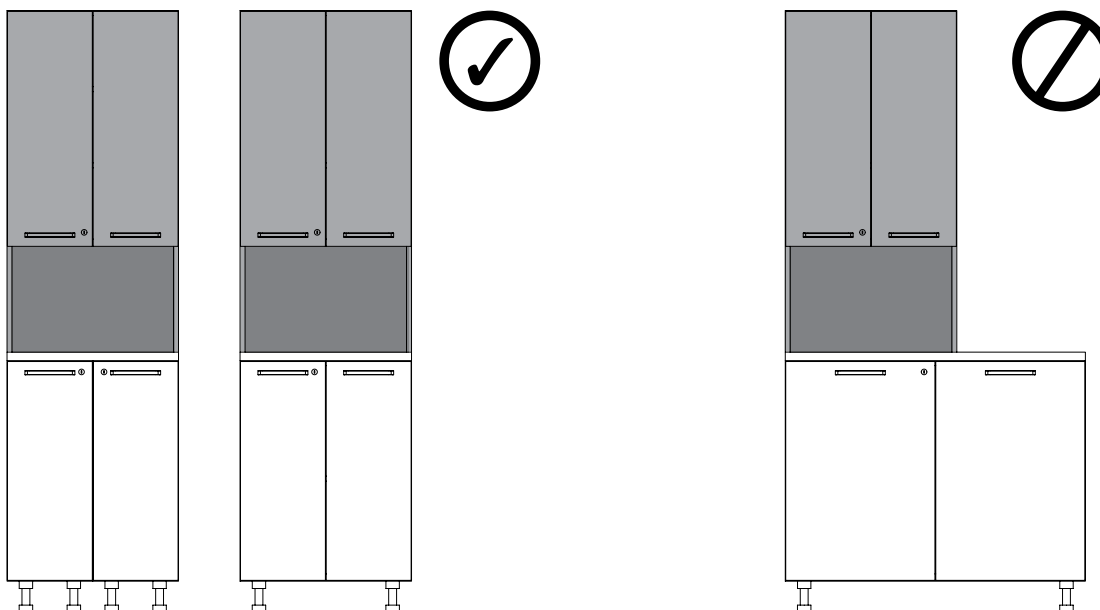


planning with countertop cabinet

- Should be used on the Countertop (CEWCT) 1 3/16" (M) to ensure alignment with other products
- Must be anchored to the wall

FRONT VIEW

- Must be on-module on one or multiple base cabinets

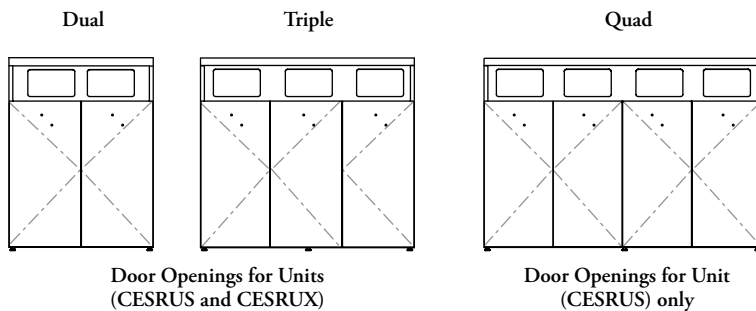


planning with storage cabinets (continued)

Recycling/Disposal Units are available in a variety of widths and configurations.

waste/recycling units

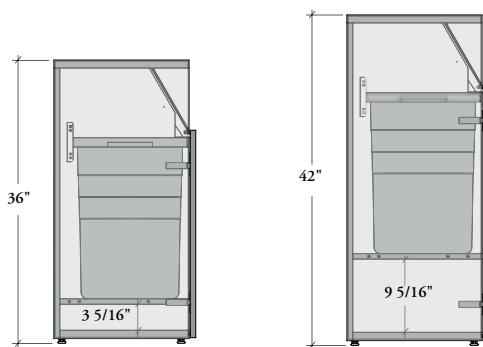
- Provides enclosed storage space for Recycling/Waste Bins
- Construction: Case and fronts are 11/16" except the top that is 1" thick
- Each Standard Recycling/Waste Bin has a capacity of 35L and XL Bin has a capacity of 90L
- Each waste compartment can be identified with a Recycling/Waste Symbol (CEASR), sold separately. The door front comes with pre-drill holes, when Symbol Ready (S) is specified. For more details on waste identification, refer to page 119



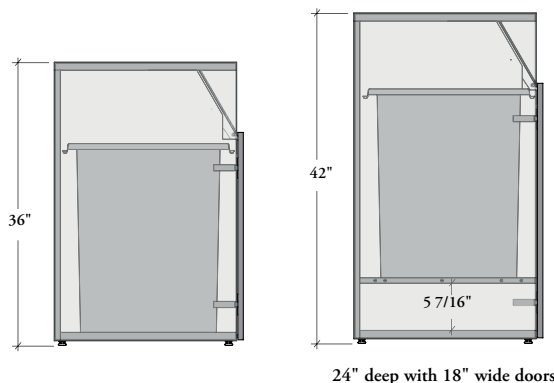
door openings

- The Recycling/Disposal Unit – Standard Bins is available in Dual (D), Triple (T) and Quad (Q) configuration and the Recycling/Disposal – XL Bins is available in Dual (D) and Triple (T) configuration
- The units come with Standard – Soft Close (S) Hinge Style only

Recycling/Disposal Unit – Standard Bins (CESRUS)

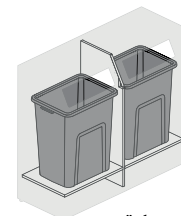


Recycling/Disposal Unit – XL Bins (CESRUX)



interior configuration & clearance

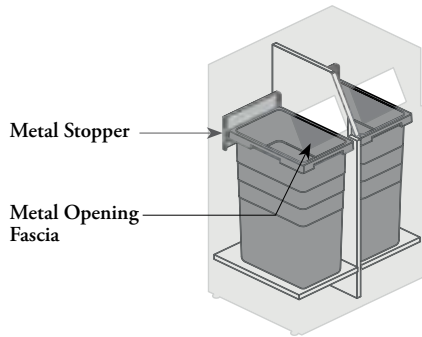
- One Recycling/Waste Bin is included for each section
- Fixed Shelf included with Unit – Standard Bins:
 - Bins lay on a fixed shelf, height varies depending on total datum height specified
 - 36" high configuration: 3 5/16" clearance under shelf
 - 42" high configuration: 9 5/16" clearance under shelf
- Fixed Shelf included with Unit – XL Bins:
 - At 42" high, bins lay on a fixed shelf, leaving a 5 7/16" clearance under shelf
 - 36" high configuration: **No** fixed shelf, bins lay directly on the base
 - Available at 24" deep with 18" wide doors, or 18" deep with 24" wide doors. Both sharing the same bin, in different orientations



18" deep with 24" wide doors

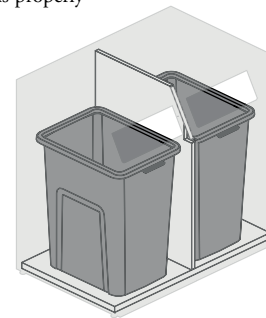
planning with storage cabinets (continued)

waste/recycling units (continued)



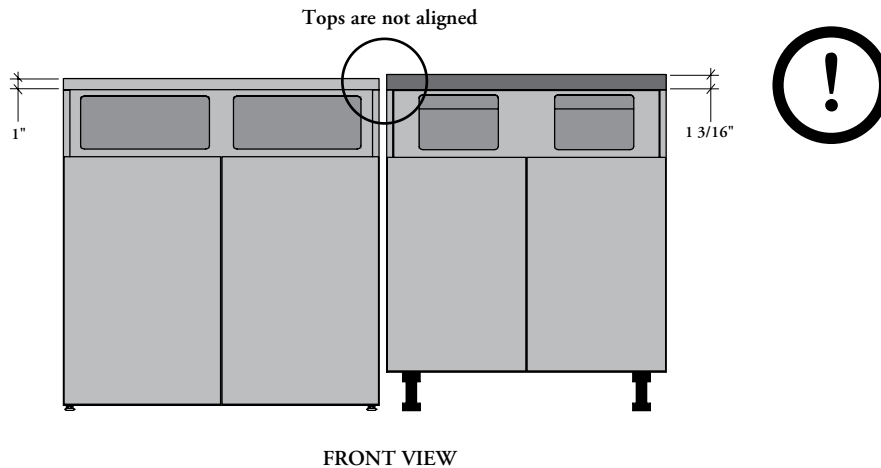
angled metal opening fascia & metal stopper

- A fixed Angled Metal Opening Fascia is included and protect the surrounding of the openings
- With Standard Bins (CESRUS), a metal stopper maintains the bins close to the front, while with XL Bins (CESRUX), depth of storage is adapted to fit the bins properly



planning with recycling/disposal units

Features an integrated 1" thick top, which will **not** align when used next to a base cabinet with a 1 3/16" thick countertop



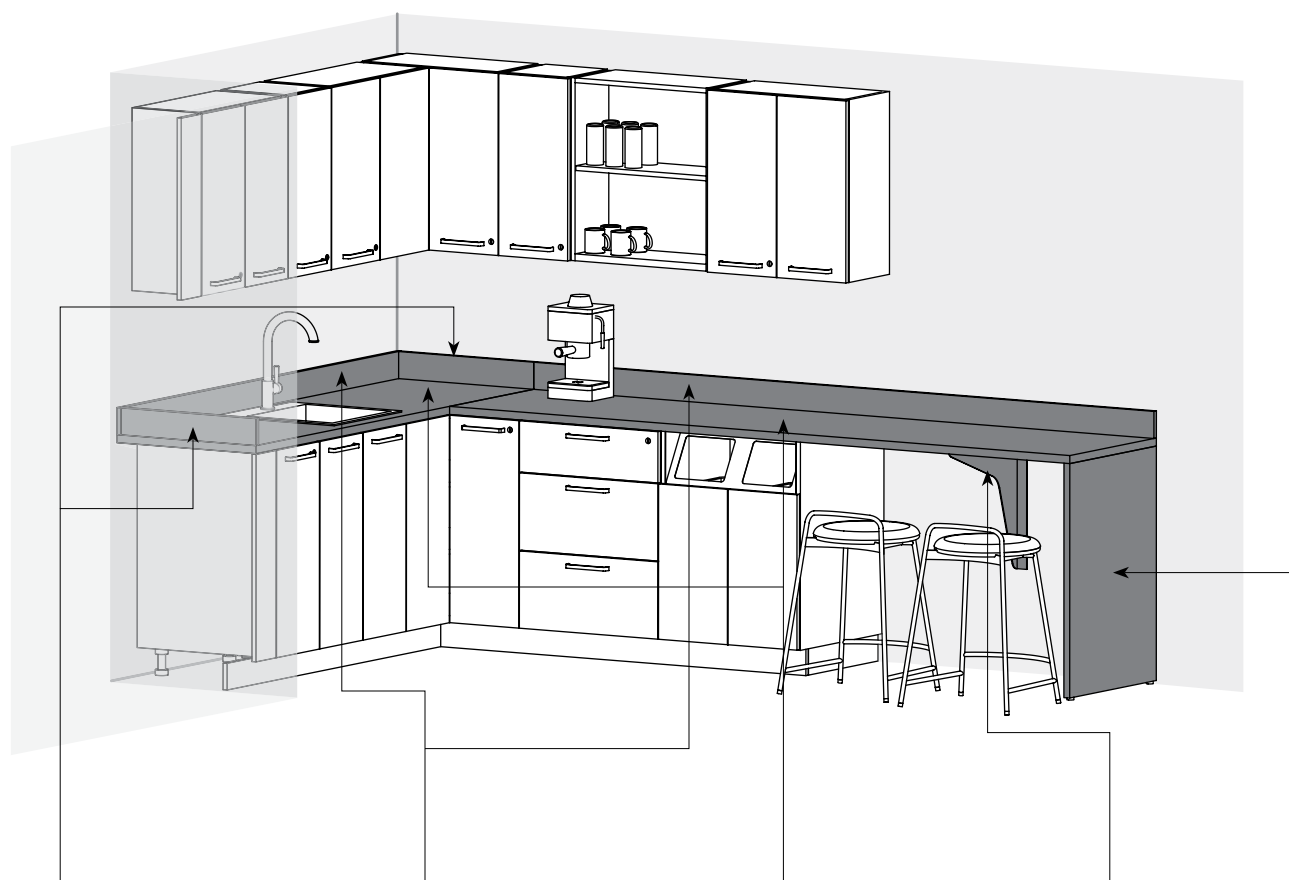
countertops &
supports

countertops & supports

| | |
|--|----|
| UNDERSTANDING STANDARD COUNTERTOP & SUPPORTS | 76 |
| STANDARD COUNTERTOP & SUPPORTS BASICS. | 77 |
| PLANNING WITH STANDARD COUNTERTOP & SUPPORTS | |
| PLANNING WITH STANDARD COUNTERTOP | 79 |
| PLANNING WITH BACKSPLASH & SIDESPLASH. | 80 |
| PLANNING WITH SUPPORTS. | 81 |
| UNDERSTANDING ISLAND COUNTERTOP & STRUCTURES | 82 |
| ISLAND COUNTERTOP & STRUCTURES BASICS | 83 |
| PLANNING WITH ISLAND COUNTERTOP & STRUCTURES | |
| PLANNING WITH ISLAND COUNTERTOP. | 85 |
| PLANNING WITH ISLAND STRUCTURES | 85 |
| VISITOR SPACE WITH ISLAND STRUCTURES | 86 |
| PORWER DISTRIBUTION WITH ISLAND STRUCTURES | 86 |

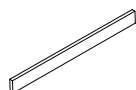
understanding standard countertop & supports

Expansion Casework+ Countertop & Supports are designed to complement cabinets and storage.



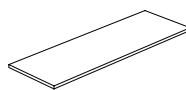
Sidesplash
(CEWCS)

- 11/16" thick
- Use along the depth side of countertop, where it meets backsplash
- Backsplash is **mandatory** when using a Sidesplash
- Available in Standard (S) or Water Resistant (W) option
- Standard (S) option provides a good protection against water splash but Water Resistant (W) option is suitable for more intense water environments



Backsplash
(CEWCB)

- 11/16" thick
- Use along the width side of countertop
- Are made slightly larger than their nominal size to match the countertop



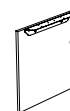
Countertop
(CEWCT)

- 1 3/16" thick (M) with trims on all sides
- Is made slightly larger than their nominal size to ensure they fully cover the base cabinet



Countertop Bracket
(CEWHB)

- One piece metal construction
- Non-handed
- Should be used to support countertop section with no underneath base cabinet



Countertop Gable
(CEWHG)

- Intended to support the end of a countertop when no base cabinet is specified
- Non-handed

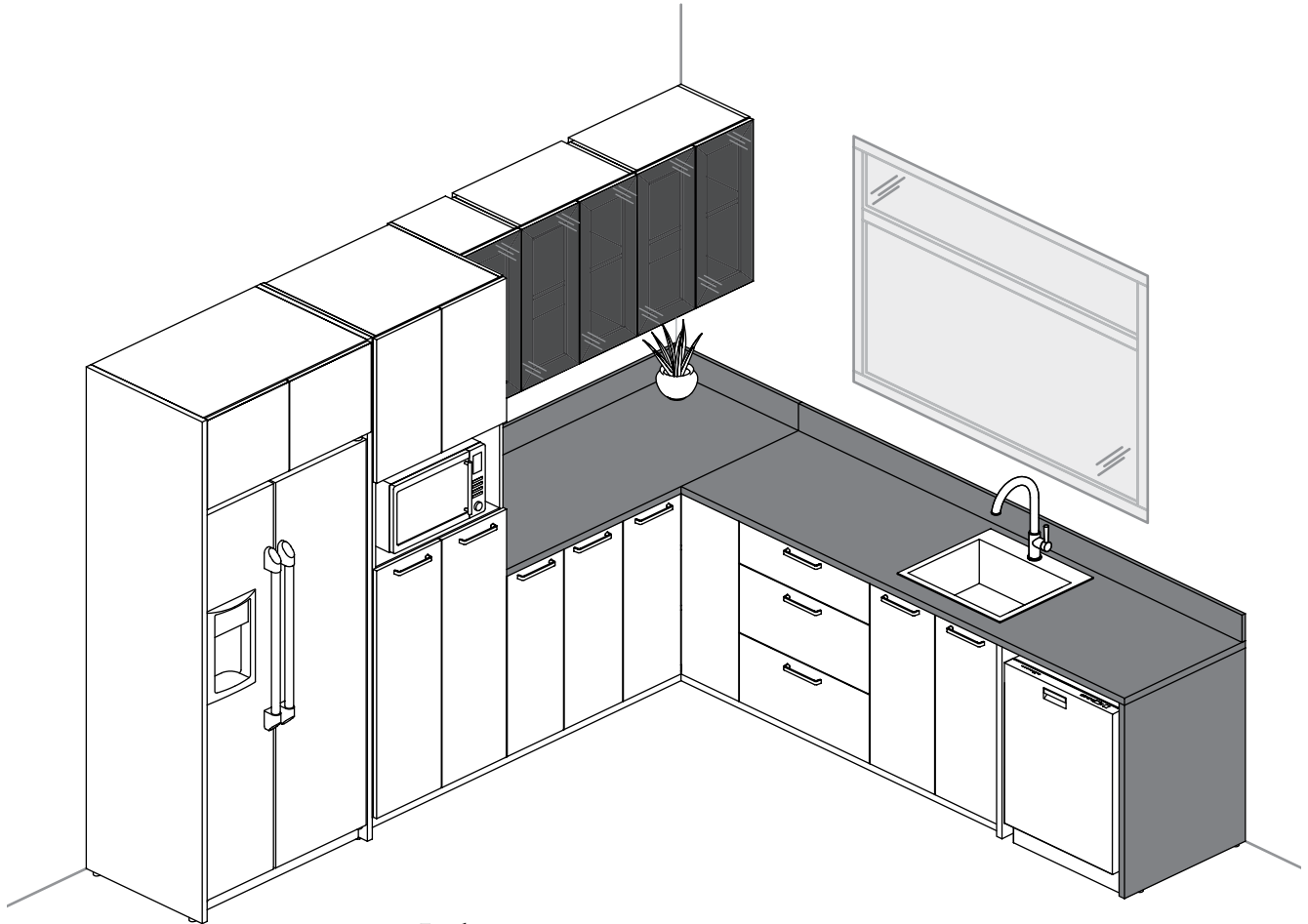
For Finishes; see next page

For Grain Direction; see page 132

For Edge Trim Style; see page 134

standard countertop & supports basics

Countertop & Supports are an essential part of a layout.



Finishes

- **Countertop:** Foundation Laminate, Grade 2 Laminate or Flintwood (No Cathedral)*
 - **Backsplash and Sidesplash:** Source Laminate, Foundation Laminate, Grade 2 Laminate or Flintwood (No Cathedral)*
 - **Edge Trim:** Edge Trim Colors and Not Applicable**
 - **Countertop Bracket:** Foundation, Accent and Mica
 - **Countertop Gable:** Source Laminate, Grade 2 Laminate*** or Flintwood (No Cathedral). Is also available to finish the side of a Base Cabinet
 - **Mounting Bracket (Countertop Gable)** are color coordinated to the gable
 - **Island Structure Gables and Center Panel:** Source Laminate, Grade 2 Laminate*** or Flintwood (No Cathedral)
 - **Levelers (Countertop Gable):** Chrome
- * Restrictions apply with this finish, refer to individual product pages for details
 ** Not Applicable (NA) option is only available when Flintwood Front Finishes are specified
 *** When Grade 2 Laminate is specified, the Accent colors are not available

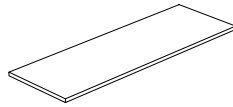
Finish Restrictions

Not all finishes are applicable with the Countertop, Backsplash, Sidesplash & Countertop Gable, refer to individual product pages for more details

standard countertop & supports basics (continued)

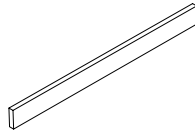
Countertop (CEWCT)

- Standard (S) or Water Resistant (W) Countertop Style
- Countertop Thickness: 1 3/16" (M)
- Depths: 24", 25", 29" or 30"
- Widths: 12" to 108" (1" increments) – Standard (S) Countertop
or 12" to 93" (1" increments) – Water Resistant (W)
Countertop



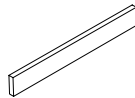
Backsplash (CEWCB)

- Standard (S) or Water Resistant (W) Backsplash Style
- Widths: 12" to 107" (1" increments)
- Height: 4"



Sidesplash (CEWCS)

- Standard (S) or Water Resistant (W) Sidesplash Style
- Depths: 24", 25", 29" or 30"
- Height: 4"



Countertop Bracket (CEWHB)

- Dimension: 16" h x 16" d



Countertop Gable (CEWHG)

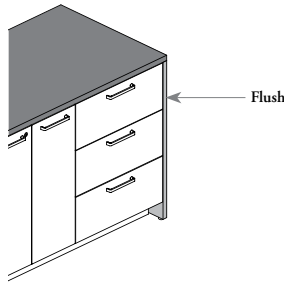
- Depths: 24", 25", 29" or 30"
- Height: 32" or 35"
- Comes with mounting brackets and levelers
- Levelers create a 3/8" gap under the gable when leveled to the minimum height. Total leveling range is 3 1/2"



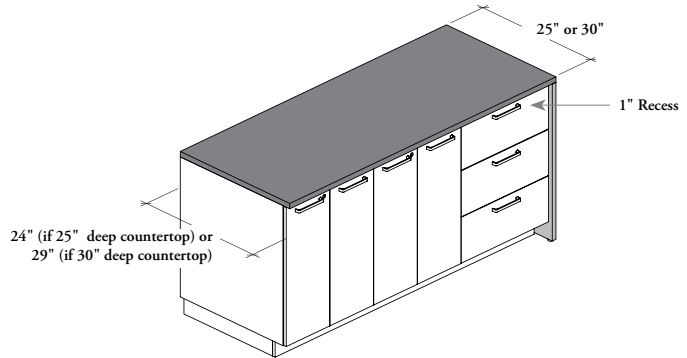
planning with standard countertop & supports

planning with standard countertop

- For application between two walls, it is recommended to specify the countertop oversized, to be cut on-site and ensure a perfect fit
- When specifying the depth of a countertop, two aesthetics can be achieved:

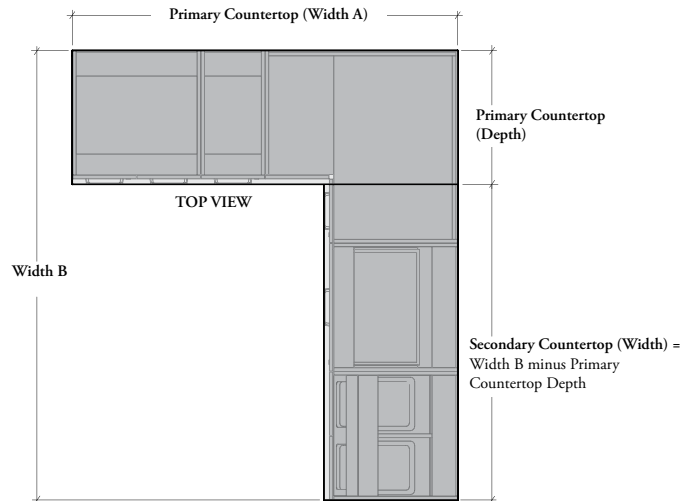


If the countertop and base cabinets are specified at the same depth, a **flush front look** will be achieved

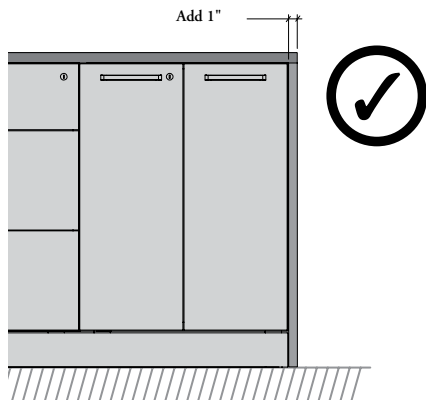


If a 25" deep countertop is specified over 24" deep base cabinets, or a 30" deep countertop over 29" deep base cabinets, a **recessed front look** will be achieved

For Corner Application, primary countertop (width A) cover the full width of the main cabinet row. When width of the secondary countertop should then be reduced by the primary countertop depth

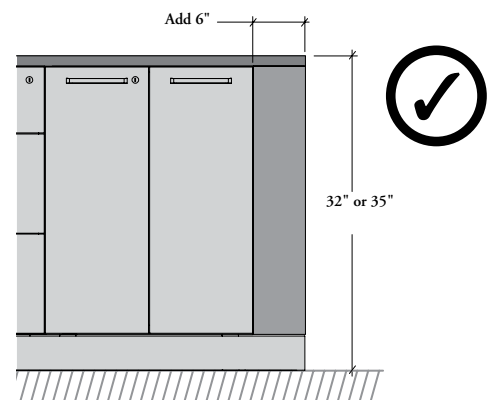


With End Panel – Base Cabinet



When a layout is specified with a End Panel – Base Cabinet (CEAEB), 1" should be added to the total width of the countertop to extend over the end panel

With Side Filler – Base Cabinet



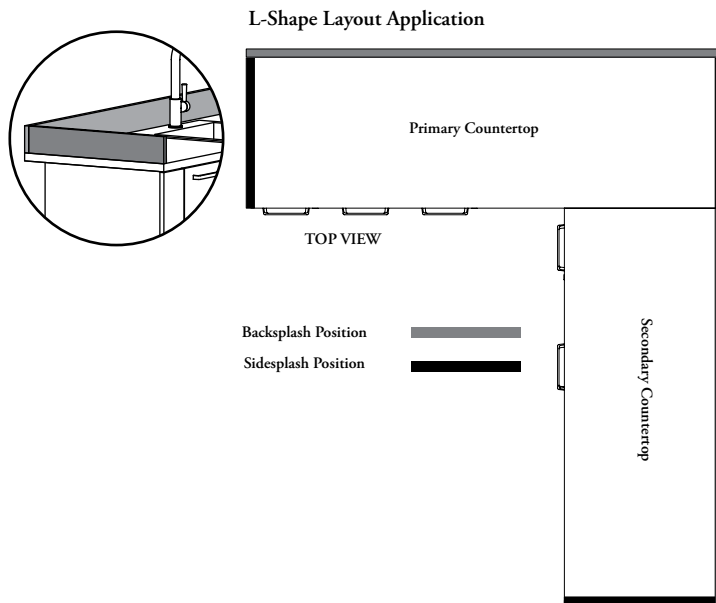
When a Side Filler (CEAFSB) is used beside a base cabinet, 6" should be added to the total width of the countertop to extend over the filler

planning with standard countertop & supports (continued)

The following should be considered when planning with a Backsplash and/or Sidesplash.

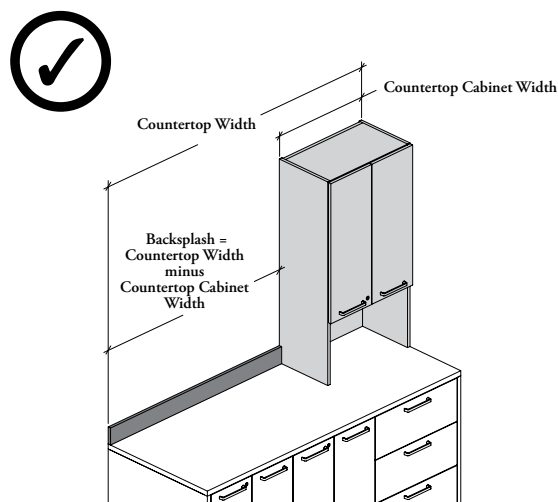
planning with backsplash & sidesplash

- 11/16" thick with edge trim on all sides
- Backsplash is only used along the width of a countertop
- Sidesplash is only used along the depth of a countertop, where it meets Backsplash
 - For a L-Shape layout, a combination of Sidesplash (CEWCS) and Backsplash (CEWCB) must be used to cover the secondary countertop width
- Backsplash must be specified the same width as the countertop and Sidesplash, the same depth
- Backsplash is **mandatory** when using a Sidesplash



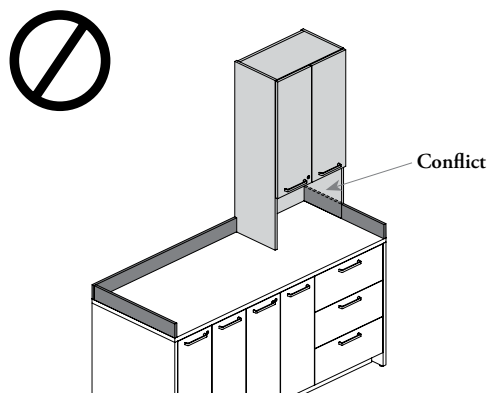
backsplash & countertop cabinet application

- Sidesplash is **not mandatory** when using Backsplash
- When used with Countertop Cabinet – Microwave Section(s) and Doors (CECM), the width of the storage must be removed from the total width of the Backsplash



planning with sidesplash & countertop cabinet

Cannot be used in combination with a Countertop Cabinet – Microwave Section(s) and Doors (CECM)

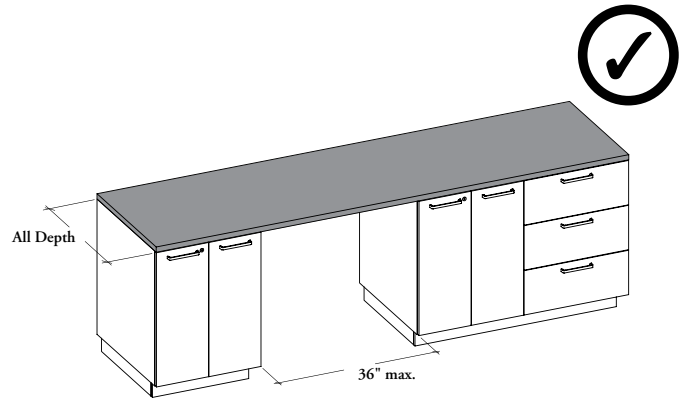


planning with standard countertop & supports (continued)

planning with supports

planning with base cabinets

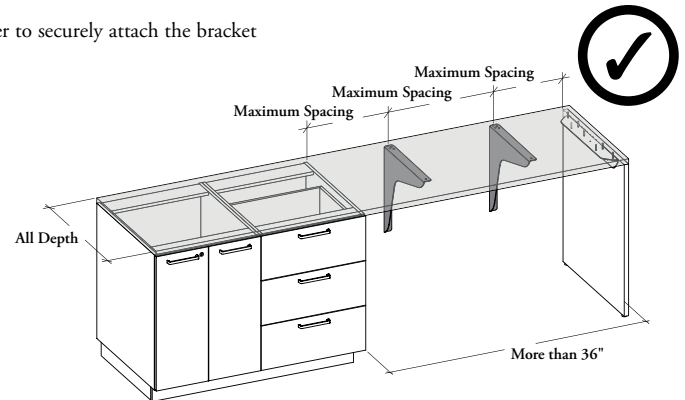
When the unsupported span between two base cabinets **does not** exceed 36", **no** additional support is required. This empty space can then be used for appliance like dishwasher or for seated places



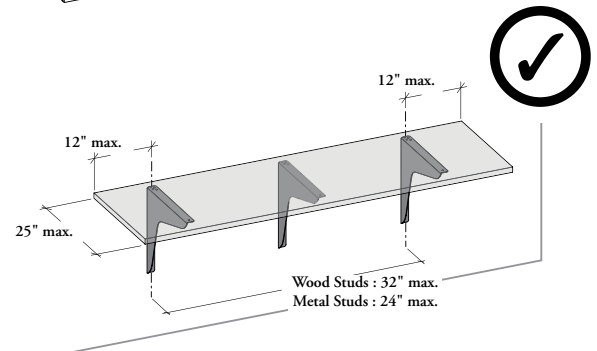
planning with countertop bracket

- Should be anchored to wood or metal studs; it is the responsibility of the installer to securely attach the bracket

- When the unsupported section of a countertop is more than 36", **Countertop Brackets (CEWHB)** must be used:
 - A maximum spacing between these brackets or other supporting products (Countertop Gable or Base Cabinets) must be respected
 - For wood structure wall, maximum spacing is 32"; for metal structure wall maximum spacing is 24"

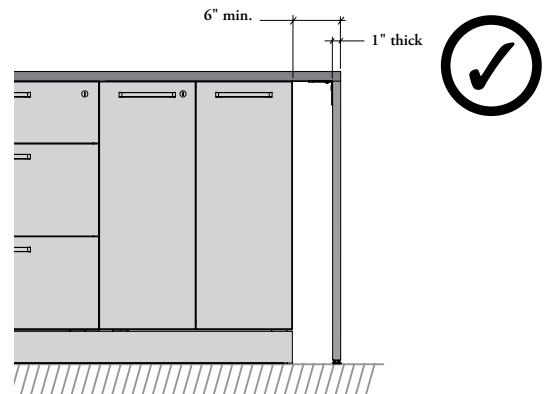


- When the countertop is supported only by Countertop Brackets, countertop depth must **not** exceed 25"
 - A maximum of 12" countertop overhang is allowed at each end
 - Each Countertop Bracket must **not** exceed 32" center to center if in wood structure or 24" center to center in metal structure
 - Can be installed at any height



planning with countertop gable

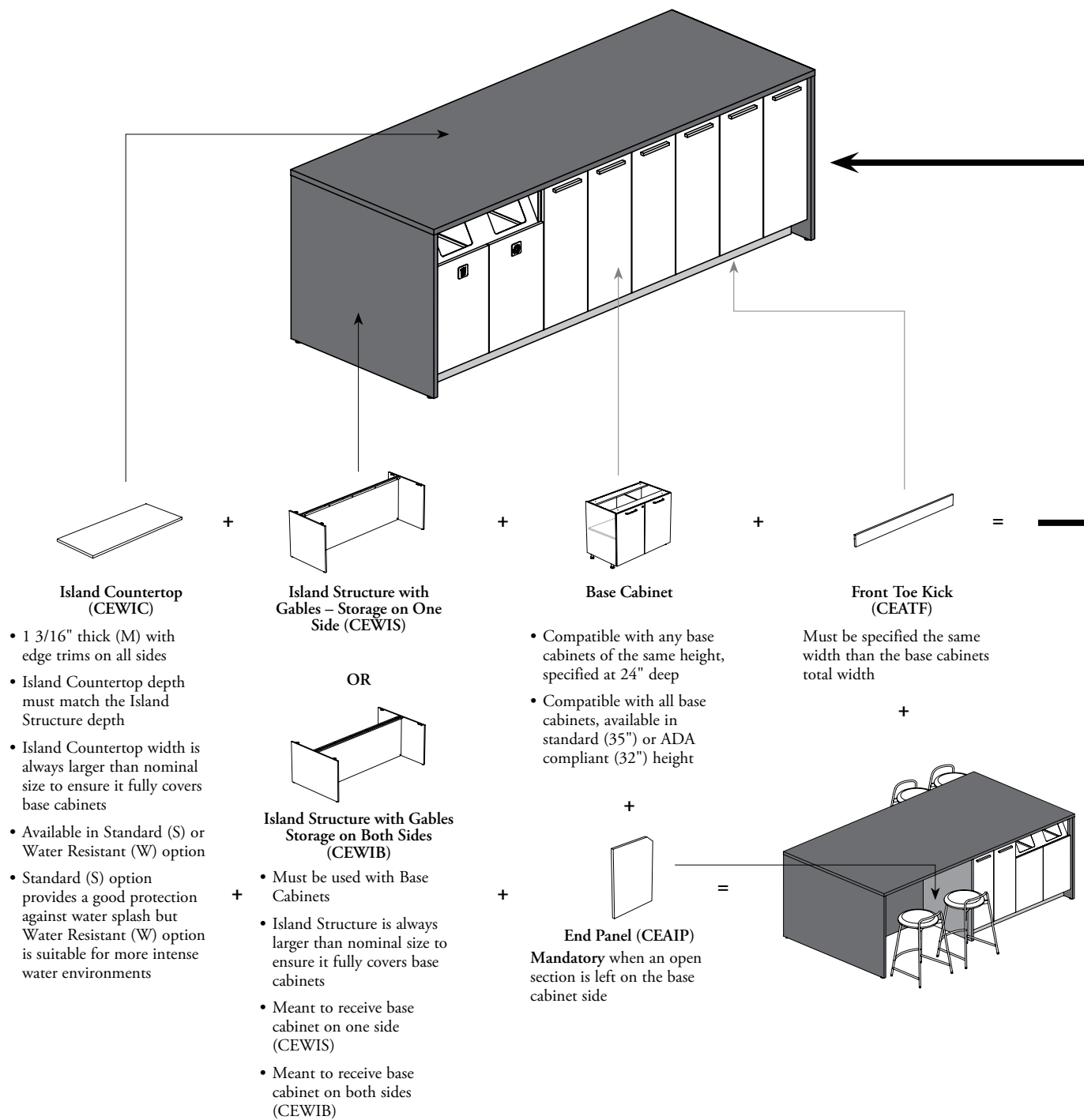
Cannot be used right next to a base cabinet, a 6" minimum of countertop overhang must be respected for hardware clearance



understanding island countertop & structures

Expansion Casework+ Island Countertop & Structures are designed to add additional flexible storage solutions.

⚠ A combination of products needs to be specified to create a complete island



For Finishes; see next page

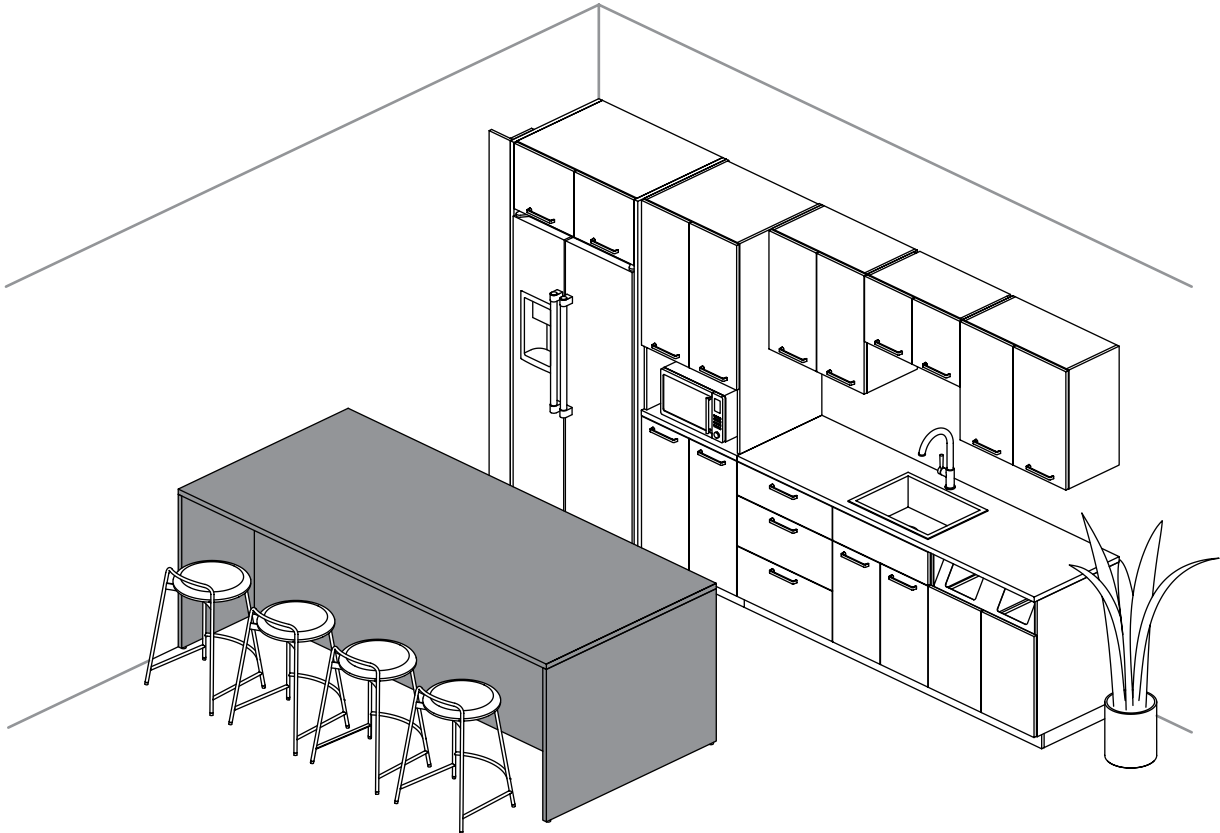
For Grain Direction; see page 132

For Edge Trim Style; see page 134

island countertop & structures basics

Islands are compatible with Base Cabinets. They offer additional countertop create gathering spaces in open space environment.

- Meant to be used in freestanding standalone application
- The Island Structure with Gables – Storage on One Side (CEWIS) is designed to accommodate cabinets on one side and visitors on the other. Depending on the total depth, the visitor side can accommodate stools



Finishes

- **Island Countertop:** Foundation Laminate, Grade 2 Laminate or Flintwood (No Cathedral)*
- **Edge Trim:** Edge Trim Colors and Not Applicable**
- **Island Center Panel and Gables:** Source Laminate, Grade 2 Laminate or Flintwood (No Cathedral)*
- **Cabinet Alignment Bracket** are color coordinated to the Center Panel
- **Levelers (Gables on Island Structures):** Chrome

* Restrictions apply with this finish, refer to individual product pages for details

** Not Applicable (NA) option is only available when Flintwood Front Finishes are specified

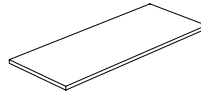
Finish Restrictions

Not all finishes are applicable with the Island Countertop and Island Structures, refer to individual product pages for more details

island countertop & structures basics (continued)

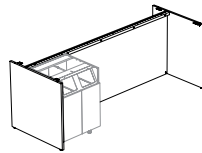
Island Countertop (CEWIC)

- Standard (S) or Water Resistant (W) Countertop Style
- Countertop Thickness: 1 3/16" (M)
- Depths: 30" to 54" (6" increments and actual dimensions)
- Widths: 62" to 104" (3" increments) – Standard (S) Countertop
or 62" to 92" (3" increments) – Water Resistant (W) Countertop



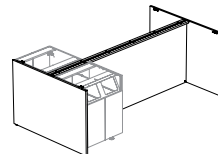
Island Structure with Gables – Storage on One Side (CEWIS)

- Comes with two gables and a center panel
- Depths: 30" to 48" (6" increments)
- Widths: 62" to 104" (3" increments)
- Heights: 32" or 35"
- Storage Depth: 24"
- Storage Configuration: Flush Front (F) or Recessed Front (R)
- Storage Configuration must be specified to determine Base Cabinet front position and will **not** be retrofitable on-site



Island Structure with Gables – Storage on Both Sides (CEWIB)

- Comes with two gables and a center panel
- Storage Depth A: 24"
- Storage Depth B: 24"
- Depths: 52" or 54"
- Widths: 62" to 92" (3" increments)
- Heights: 32" or 35"
- Storage Configuration: Flush Front (F) or Recessed Front (R)
- Storage Configuration must be specified to determine Base Cabinet front position and will **not** be retrofitable on-site



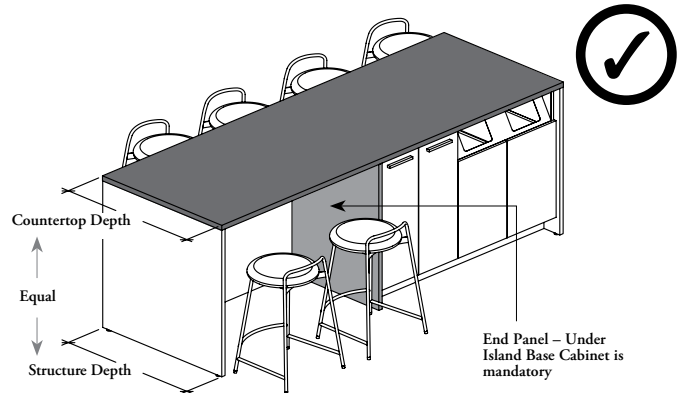
planning with countertop & structures

The following should be considered when planning with Island Countertop & Structures.

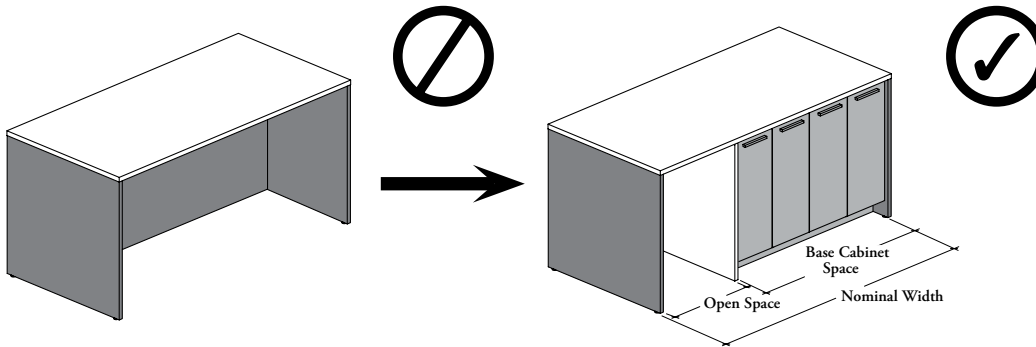
- ❗ • Must be anchored to the floor when plumbing or electricity is involved
- Fasteners for floor anchoring must be provided by installers

planning with island countertop

- Island Countertop depth must match the Island Structure depth
- When a section without base cabinets is needed, it is **mandatory** to add an End Panel – Under Island Base Cabinet (CEAIP)



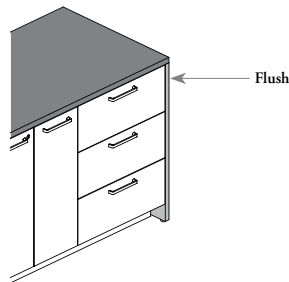
planning with island structures



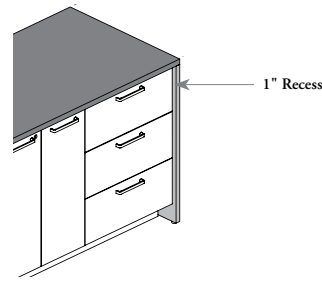
The Island Structure (CEWIS or CEWIB) **cannot** be used without storage

- At least one cabinet must be used
 - No width limits in open space
 - To determine the available space for base cabinets, 2" need to be removed from the nominal width
- Example:** 62" Island Structure minus 2" = 60" available for Base Cabinets

Two Storage Configurations are available:



Flush Front (F) Storage Configuration
The front of the base cabinet will be flush with the front of the countertop

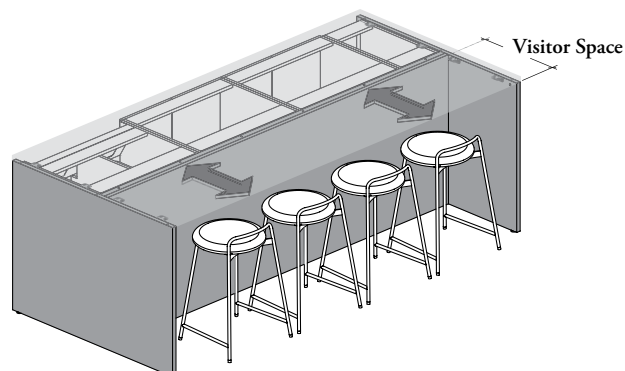


- Recessed Front (R) Storage Configuration**
- The front of the base cabinet will be 1" recessed from the front of the countertop
 - **NOTE:** When Recessed Front (R) is specified, the opening of Full Extension (F) hinges right next to the gable may be limited

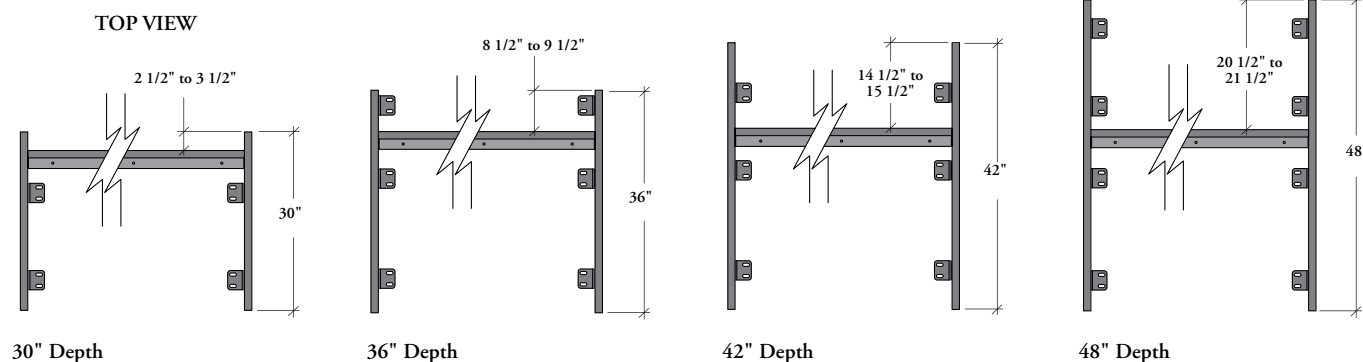
planning with countertop & structures (continued)

visitor space with island structures

The overall depth of the Island Structure will **not** be affected by the storage configuration, but it will affect the remaining space on the visitor side on the Island Structure with Gables – Storage on One Side (CEWIS)



Internal depth on visitor side for Island Structure with Gables – Storage on One Side (CEWIS):



power distribution with island structures

Power Outlet is not included

TOP VIEW

Power Outlet

Cabinet Alignment Bracket

Center Panel

$1\ 3/4"$

$2\ 3/4"$

- The Island Structure provides space between the center panel and the base cabinets, so that an electrical box can be installed on the center panel for visitor access
- The Cabinet Alignment Bracket will maintain a gap between Base Cabinet and Center Panel to allow wire management
- **No** cut-outs are provided for this application; it is the installer's responsibility to determine the position and to make the necessary modifications to install the power outlets while making sure the electrical connections comply with current local standards

finishing components

finishing components

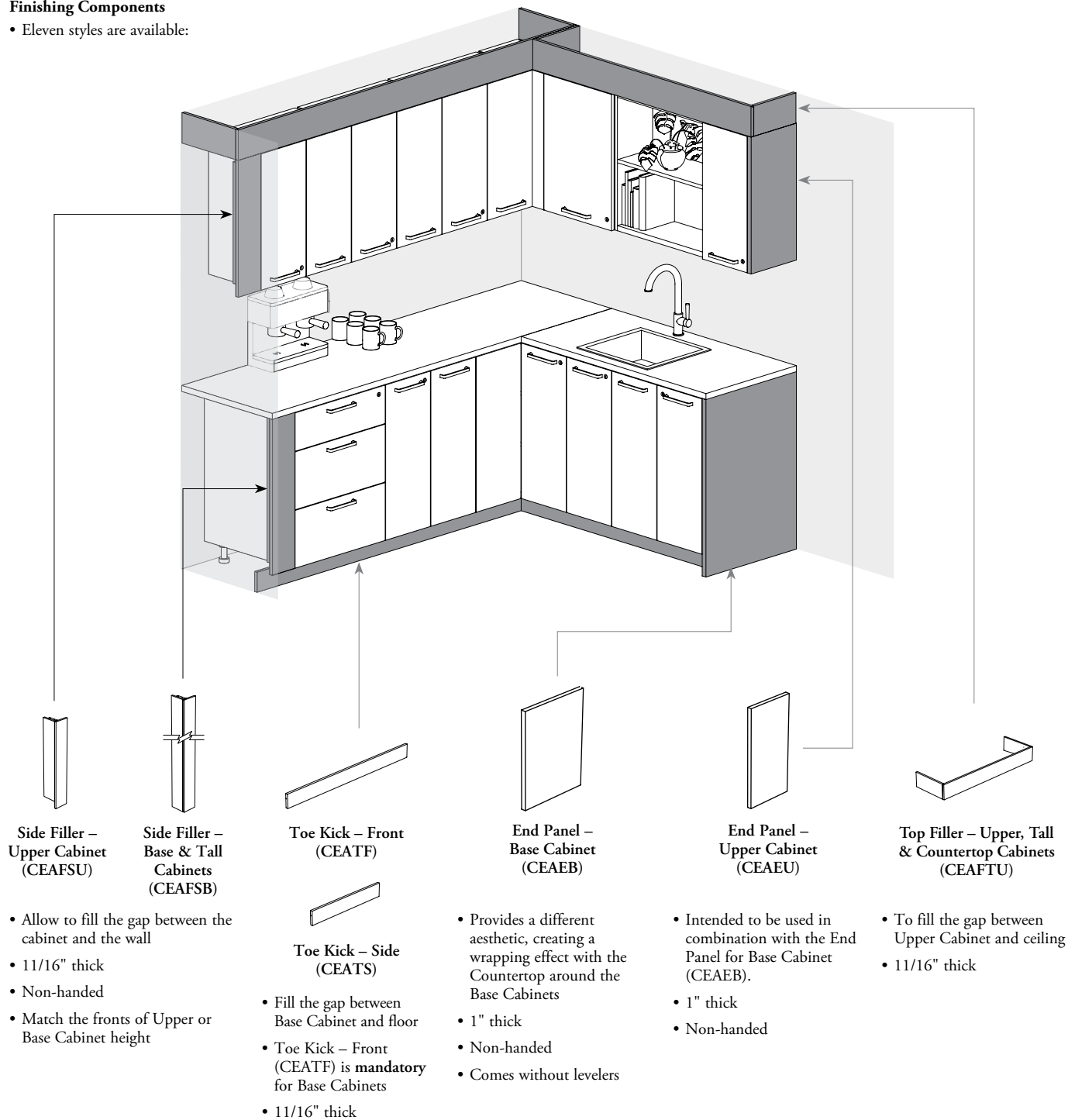
| | |
|---|-----|
| UNDERSTANDING FINISHING COMPONENTS | 90 |
| FINISHING COMPONENTS BASICS | 93 |
| PLANNING WITH FINISHING COMPONENTS | |
| SEAMS ALIGNMENT WITH TOP FILLERS & FRONT TOE KICKS | 96 |
| PLANNING WITH TOE KICKS | 97 |
| TOP & SIDE FILLER CONFIGURATIONS | 101 |
| PLANNING WITH TOP FILLERS | 101 |
| PLANNING WITH SIDE FILLERS | 103 |
| PLANNING WITH END PANELS | 105 |

understanding finishing components

Expansion Casework+ Finishing Components are designed to fill gaps between cabinets and wall for enhanced fit and finish.

Finishing Components

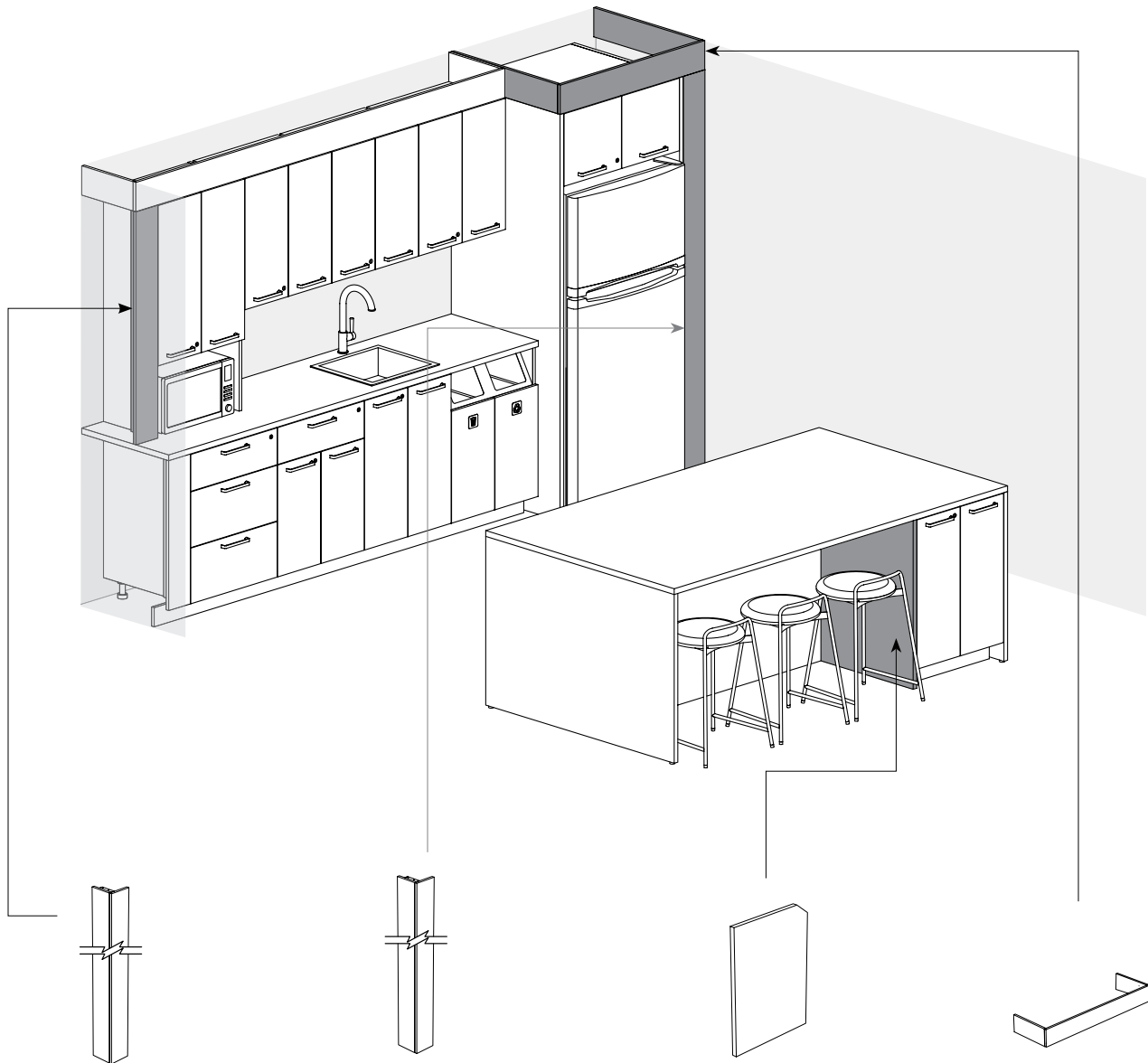
- Eleven styles are available:



For Finishes; see page 93

For Grain Direction; see page 132

understanding finishing components (continued)



Side Filler –
Countertop Cabinet
(CEAFSC)

- Allows to fill the gap between Countertop Cabinet (CECM) and wall
- 11/16" thick
- Non-handed

Side Filler –
Cabinet Kit for Appliance
(CEAFSK)

- Allows to fill the gap between Cabinet Kit for Appliance(s) (CEKO and CEKT) and wall
- 11/16" thick
- Non-handed

End Panel –
Under Island Base
Cabinet
(CEAIP)

- This end panel is **mandatory** when the side of a Base Cabinet is visible in the open section of an island
- 1" thick
- Non-handed
- Comes without levelers

Top Filler –
Cabinet Kit for Appliance
(CEAFTK)

- Allows to fill the gap between Cabinet Kit for Appliance(s) (CEKO and CEKT) and ceiling
- 11/16" thick

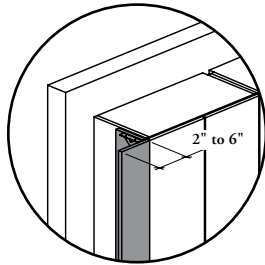
understanding finishing components (continued)

Following steps should be followed when planning with Fillers (top & sides) Finishing Components.

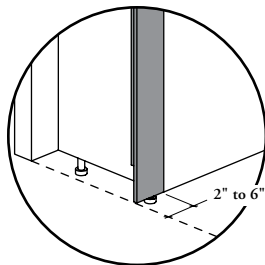
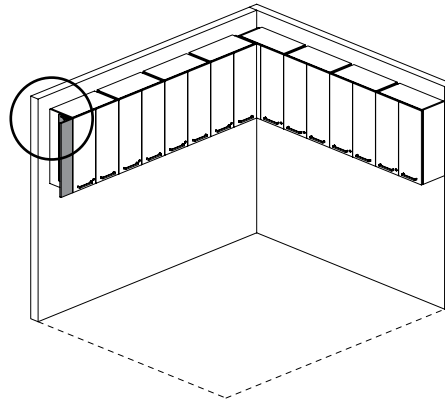
how to plan

Gap between 2" to 6" should be left to add a Side Filler

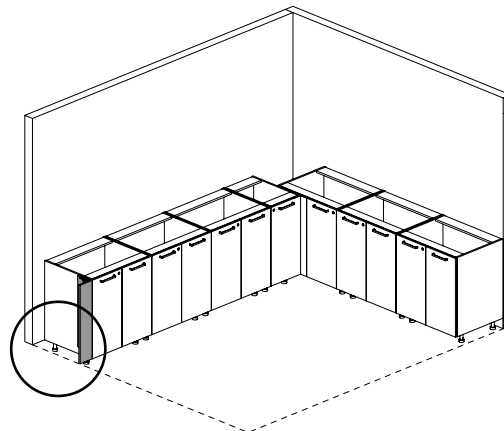
Exact dimension to be cut on-site for perfect adjustment with wall



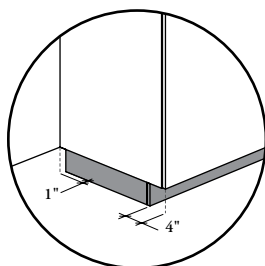
Fill the gap with a Side Filler at the end of run of the upper cabinets



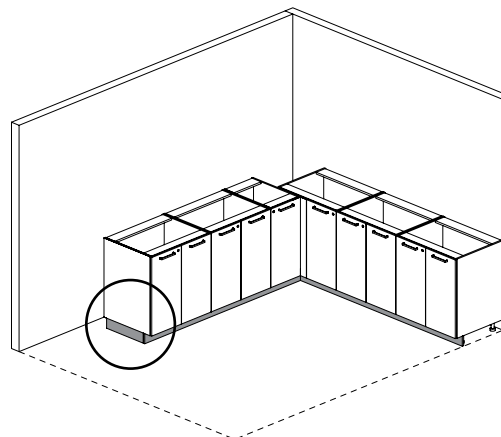
Fill the gap with a Side Filler at the end of run of the base cabinets or storage cabinets



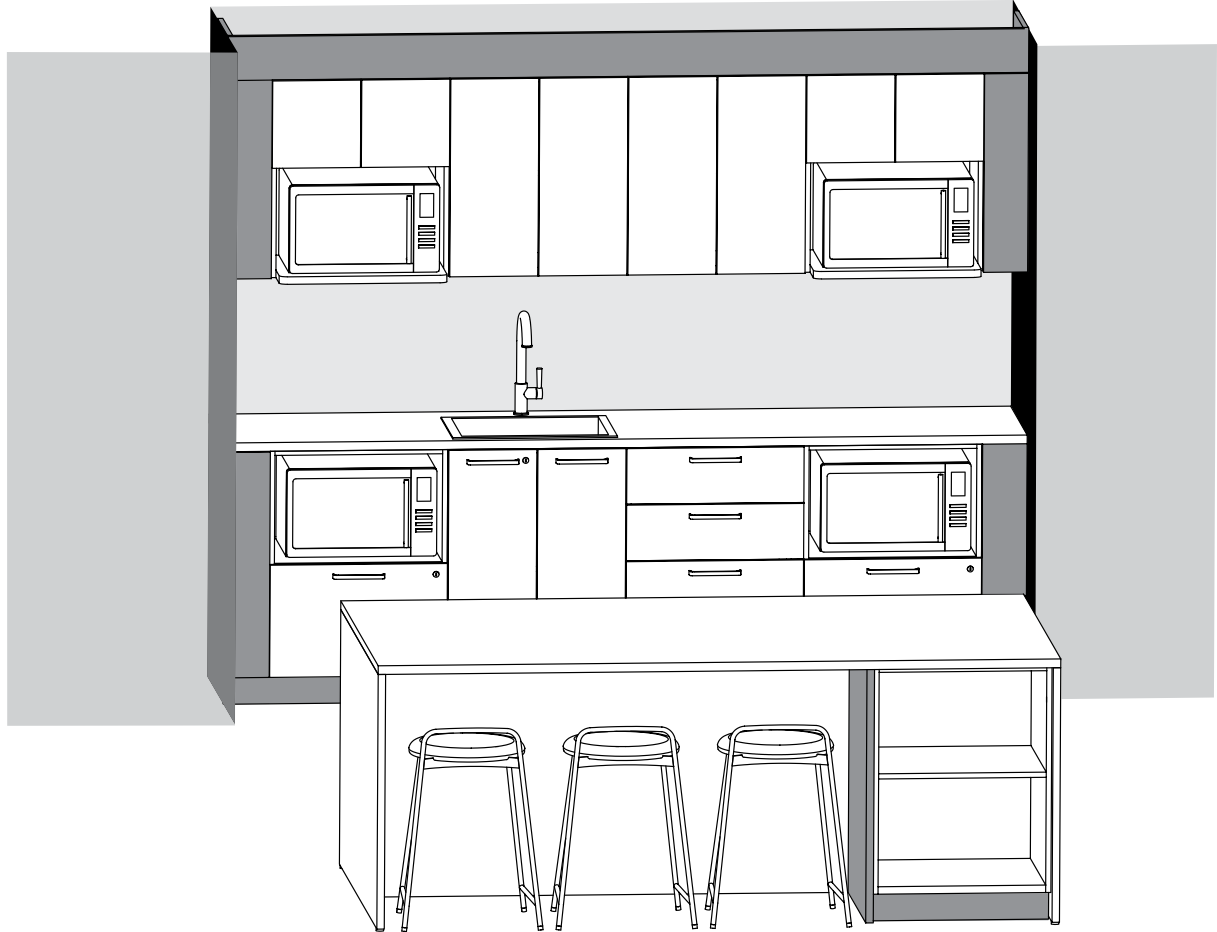
Toe Kicks feature a 4" front recess and 1" side recess



Will be recessed at the front and, if applicable, at the sides of the base cabinets or storage cabinets to provide foot space



finishing components basics



Finishes

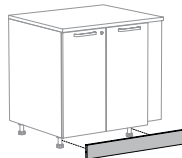
- **Front Toe Kicks or Fillers:** Source Laminate, Foundation Laminate, Grade 2 Laminate or Flintwood (No Cathedral)*
 - **Side Top Fillers:** Source Laminate or Flintwood (No Cathedral)*
 - **Edge Trim:** Edge Trim Colors and Not Applicable**
 - **End Panel:** Source Laminate, Grade 2 Laminate*** or Flintwood (No Cathedral)*
- * Restrictions apply with this finish, refer to individual product pages for details
 ** Not Applicable (NA) option is only available when Flintwood Front Finishes are specified
 *** When Grade 2 Laminate is specified, the Accent colors are **not** included

Finish Restrictions

Not all finishes are applicable with the Finishing Components, refer to individual product pages for more details

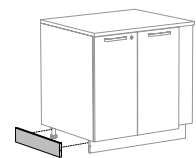
Toe Kick – Front (CEATF)

- Cabinet Toe Kick Height: 4"
- Toe Kick Height Configurations:
 - Pre-Cut (P)
 - Cut On-Site Oversized (X)
- Widths: 11" to 107" (1" increments)



Toe Kick – Side (CEATS)

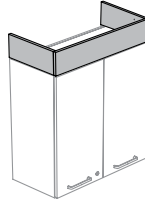
- Cabinet Toe Kick Height: 4"
- Toe Kick Height Configurations:
 - Pre-Cut (P)
 - Cut On-Site Oversized (X)
- Cabinet Depths: 24" and 29"



finishing components basics (continued)

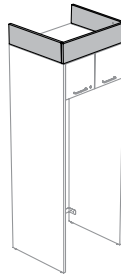
Top Filler – Upper, Tall & Countertop Cabinets (CEAFTU)

- Filler Configurations:
 - Flush Front (F)
 - Flush Case (C)
- Depths: 12", 15", 20", 24" and 29"
- Widths: 12" to 107" (1" increments)
- Height: 6"



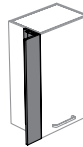
Top Filler – Cabinet Kit for Appliance (CEAFTK)

- Filler Configuration: Flush Front (F)
- Depths: 24", 25", 29" and 30"
- Widths: 28" to 72" (2" increments)
- Height: 6"



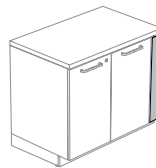
Side Filler – Upper Cabinet (CEAFSU)

- Width: 6"
- Heights: 15", 24" to 51" (3" increments)
- Can be installed to either match the case or the front of cabinet



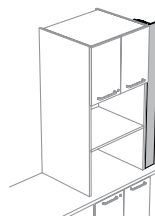
Side Filler – Base and Tall Cabinets (CEAFSB)

- Width: 6"
- Heights: 32", 35", 72" to 96" (6" increments)
- Can be installed to either match the case or the front of cabinet



Side Filler – Countertop Cabinet (CEAFSC)

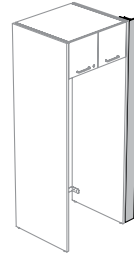
- Width: 6"
- Datum Heights: 84", 90" and 96"
- Base Cabinet Heights: 32" and 35"
- Countertop Thickness: 1 3/16" (M)
- Can be installed to either match the case or the front of cabinet



finishing components basics (continued)

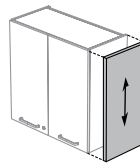
Side Filler – Cabinet Kit for Appliance (CEAFSK)

- Width: 6"
- Datum Heights: 84", 90" and 96"
- Can be installed to either match the case or the front of cabinet



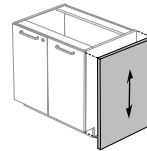
End Panel – Upper Cabinet (CEAEU)

- Depths: 12" and 15"
- Widths: 15", 24" to 51" (3" increments)



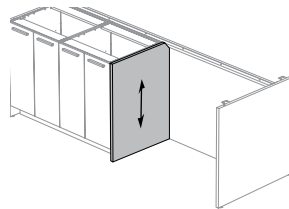
End Panel – Base Cabinet (CEAEB)

- Depths: 24", 25", 29" and 30"
- Heights: 32" and 35"



End Panel – Under Island Base Cabinet (CEAIP)

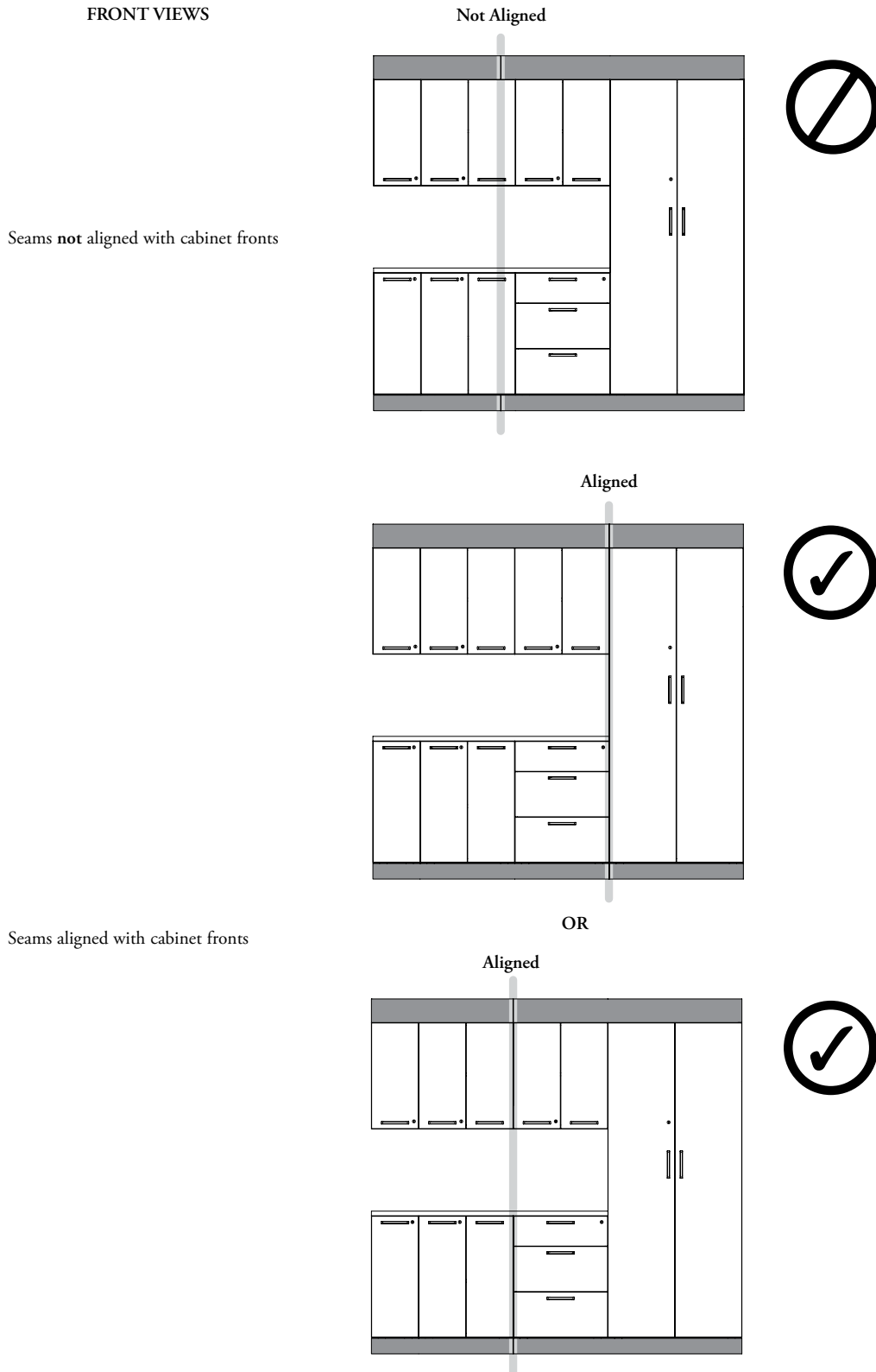
- Storage Depth: 24"
- Storage Configurations:
 - Flush Front (F)
 - Recessed Front (R)
- Heights: 32" and 35"



planning with finishing components

seams alignment with top fillers & front toe kick

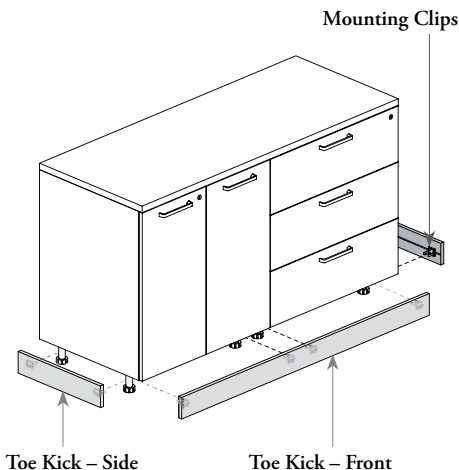
When multiple Top Fillers or/and Toe Kicks are needed, it is recommended to align the seam with the cabinet fronts



planning with finishing components (continued)

planning with toe kicks

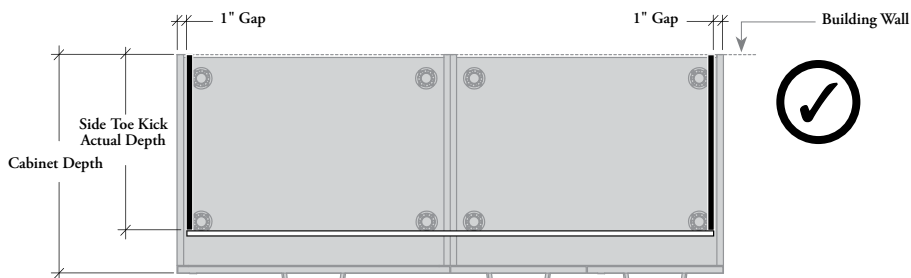
- Two styles are available: Toe Kick – Front (CEATF) and Toe Kick – Side (CEATS)
- Can overlap multiple Base and/or Storage Cabinets of the same depth
- Mounting Clips are included with all Base Cabinets, Tall Storage and Toe Kick – Side
- Compatible with all Base Cabinets and all Storage Cabinets except for:
 - Base Cabinet for Sink – People with Reduced Mobility (CEBKRS and CEBKRO)
 - Countertop Cabinet – Microwave Section(s) and Doors (CECM)
 - Recycling/Disposal Units (CESRUS and CESRUX)
- Two Height Configurations are available:
 - **Pre-Cut (P):** Comes with trim on all sides and pre-sized for easy installation, eliminating the need for on-site cutting
 - **Cut On-Site Oversized (X):** Supplied with an oversized height and trim on three sides, allowing it to be cut after the base cabinets are installed and leveled, ensuring a gap-free, perfect fit



toe kick – side depth specification

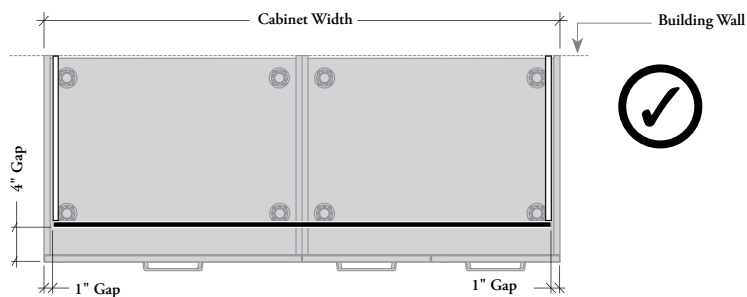
- Depth specification must match cabinet depth
- Must be specified everytime the side of a Base or Tall Cabinet is exposed

BOTTOM VIEW



toe kick – front width specifications

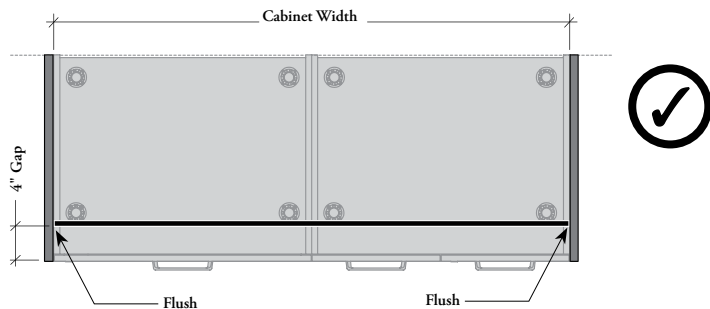
Side of a cabinet is exposed



BOTTOM VIEWS

Each time the side of a cabinet is exposed, 1" should be removed from the Toe Kick width

With End Panel



When the Toe Kick runs into a End Panel, the width should be specified flush

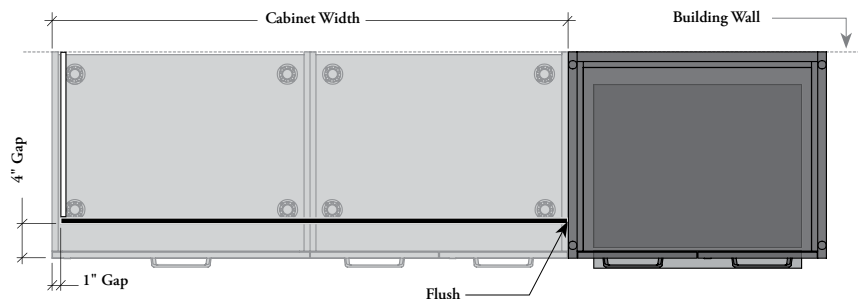
planning with finishing components (continued)

planning with toe kicks (continued)

toe kick – front width specifications (continued)

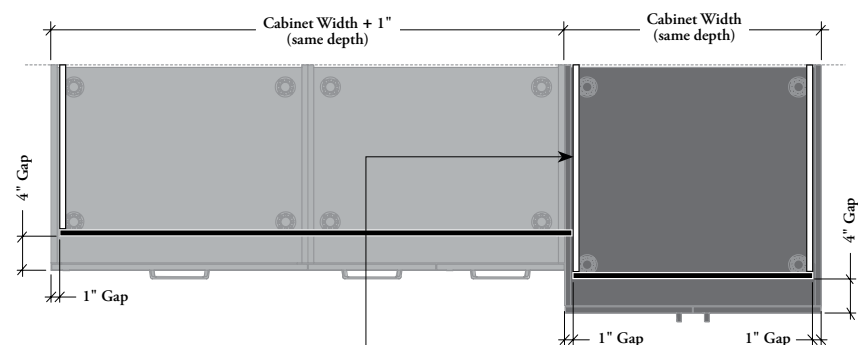
With Cabinet Kit for Appliance(s)

BOTTOM VIEWS



When the Toe Kick runs into a Cabinet Kit, the width should be specified flush

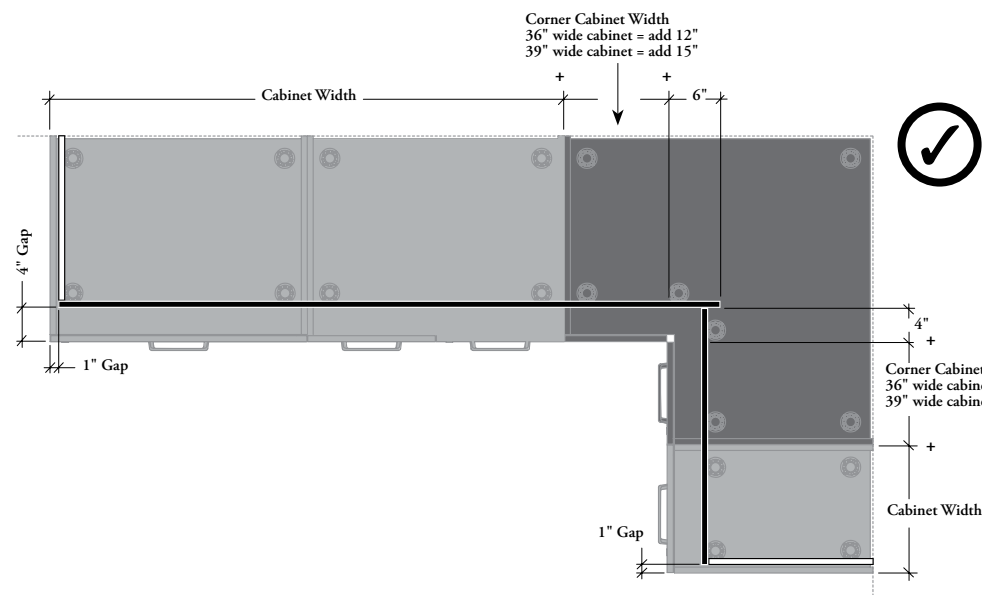
With Deeper Tall Cabinet



When the Toe Kick runs into a deeper Tall Cabinet, the width should be specified plus 1"

! Side Toe Kick is mandatory when a change in depth occurs

With Base Cabinet for Standard Corner



When used with Base Cabinet for Standard Corner – Door (CEBCAS) the width of one front Toe Kick should be specified plus 4", the other one plus 6"

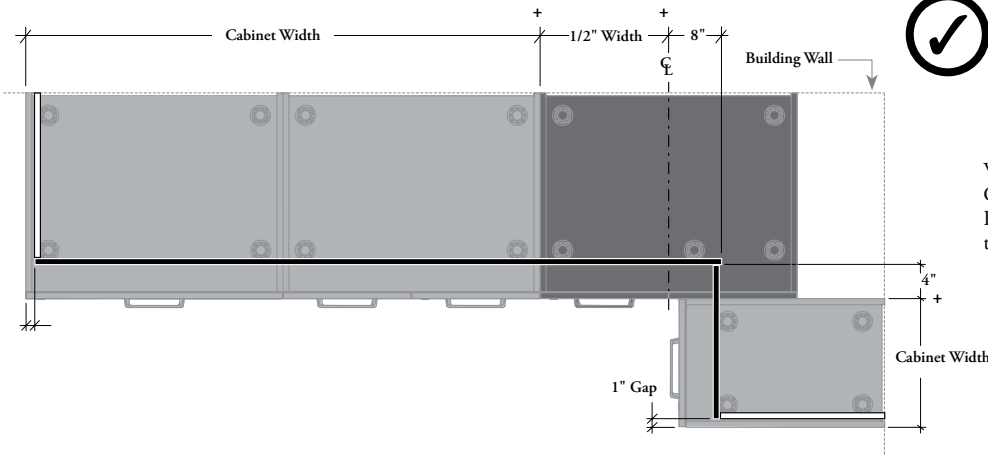
planning with finishing components (continued)

planning with toe kicks (continued)

toe kick – front width specifications (continued)

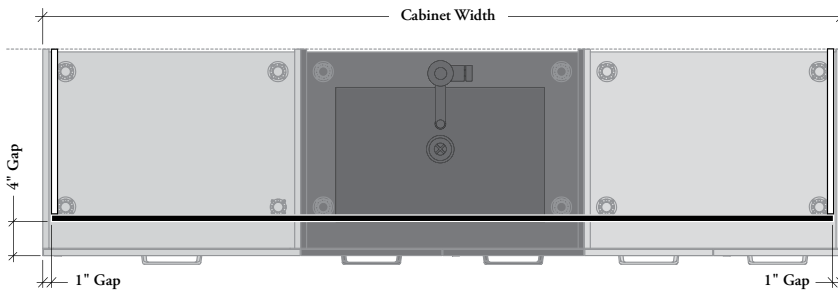
BOTTOM VIEWS

With Base Cabinet for Blind Corner



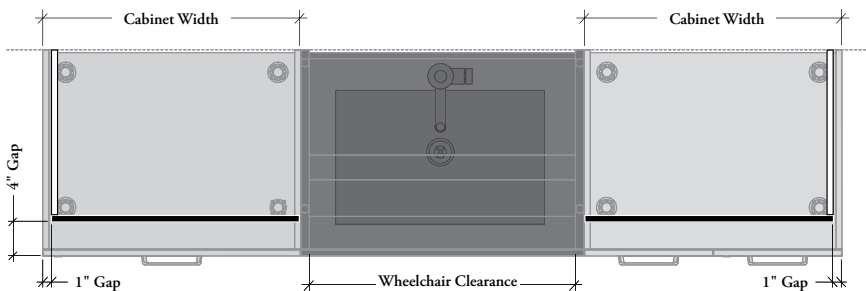
When used with Base Cabinet for Blind Corner – Door (CEBCBS), the width of one Front Toe Kick should be specified plus 4", the other plus 8"

With Base Cabinet for Sink – Standard



A Front Toe Kick is required in front of Base Cabinet for Sink – Doors (CEBKs) or Base Cabinet for Sink – Doors and False Front (CEBKFS)

With Base Cabinets for Sink – People with Reduced Mobility



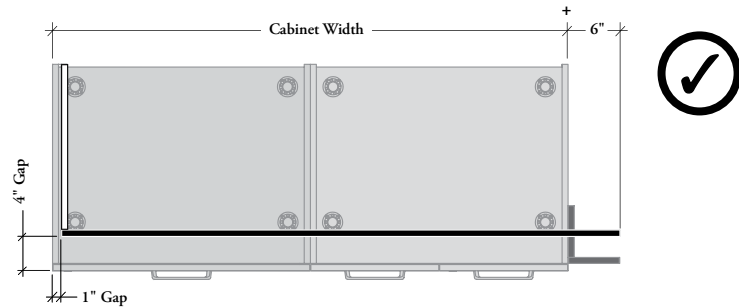
- A Front Toe Kick **cannot** be used with Base Cabinet for Sink – People with Reduced Mobility – Doors (CEBKRS) or Base Cabinet for Sink – People with Reduced Mobility – Open (CEBKRO)
- Front Toe Kick of surrounding base cabinets should be specified flush

planning with finishing components (continued)

planning with toe kicks (continued)

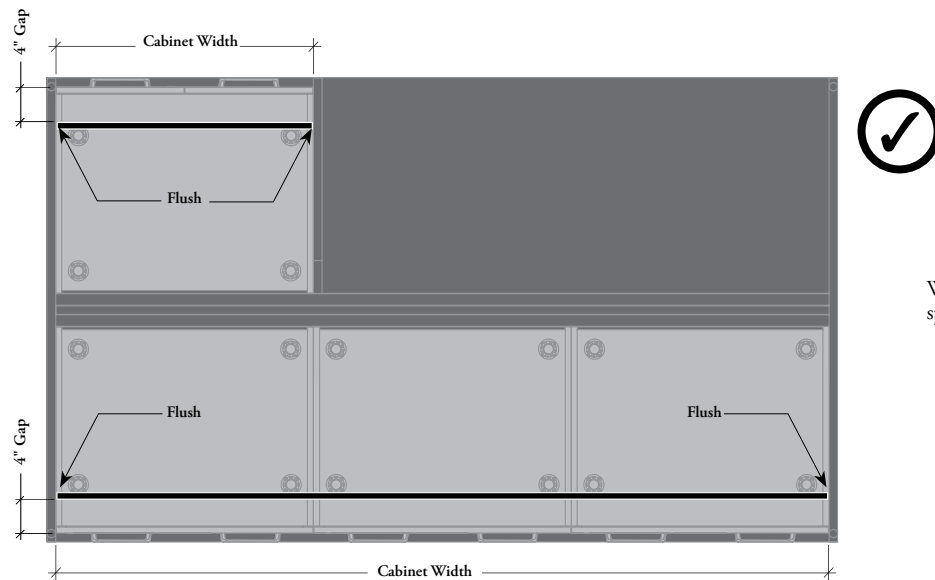
toe kick – front width specifications (continued)

With Side Filler



When the Toe Kick runs into a Side Filler, the width should be specified plus 6"

With Island Application

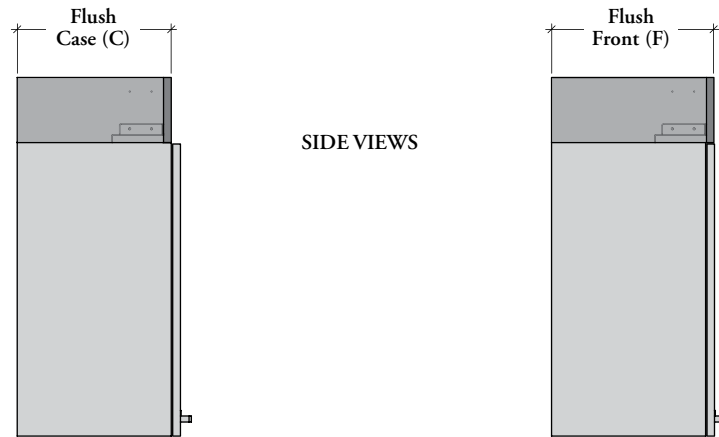


When used in Island, Front Toe Kick is always specified flush

planning with finishing components (continued)

top & side filler configurations

Two filler configurations are available:

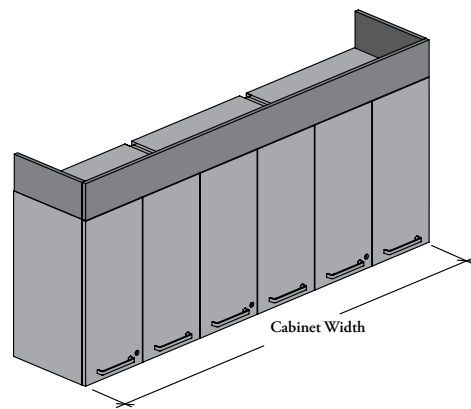


The Top Filler – Upper, Tall & Countertop Cabinets (CEAFTU) or all Side Fillers can be install to match the front of cabinet case

All Top or Side Fillers can be install to match the cabinet fronts

planning with top fillers

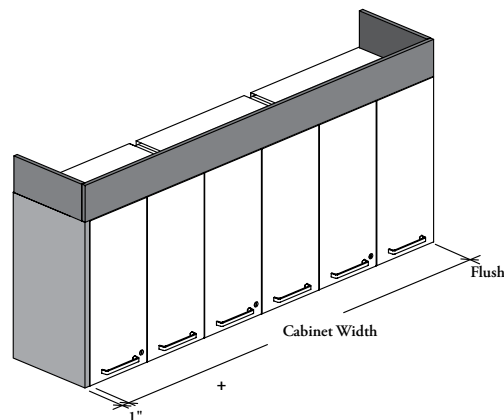
- If applicable, all Top Fillers should extend over Side Filler
- Top Filler Depth must match the cabinet depth



Top Filler – Upper, Tall & Countertop Cabinets (CEAFTU)

- Compatible with:
 - All Upper Cabinets
 - All Tall Cabinets
 - Countertop Cabinet – Microwave Section(s) and Doors (CECM)

- Can overlap multiple Upper Cabinets of the same depth



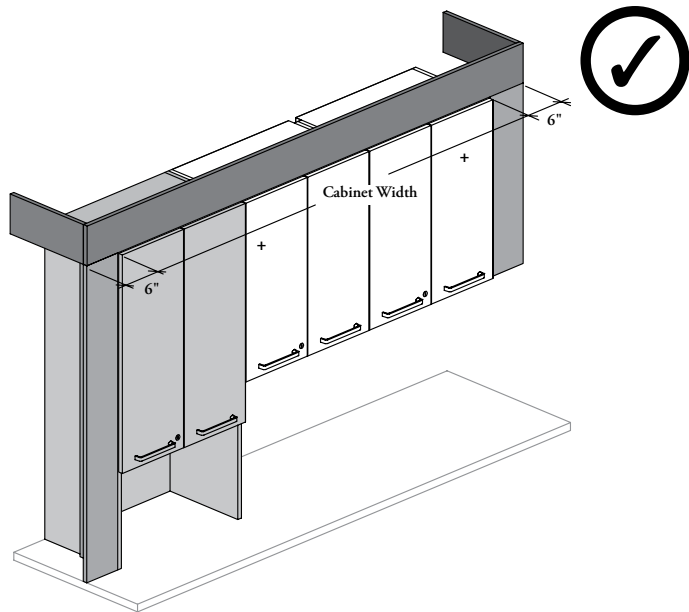
- Must be specified 1" wider when a End Panel – Upper Cabinet (CEAEU) is specified

planning with finishing components (continued)

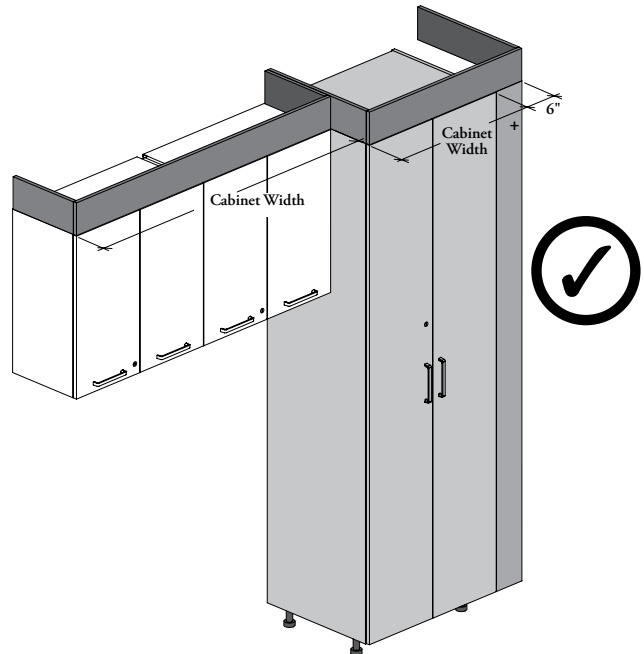
planning with top fillers (continued)

Top Filler – Upper, Tall & Countertop Cabinets (CEAFTU) (Continued)

- Can overlap multiple Upper, Storage Cabinets, End Panel or Side Fillers



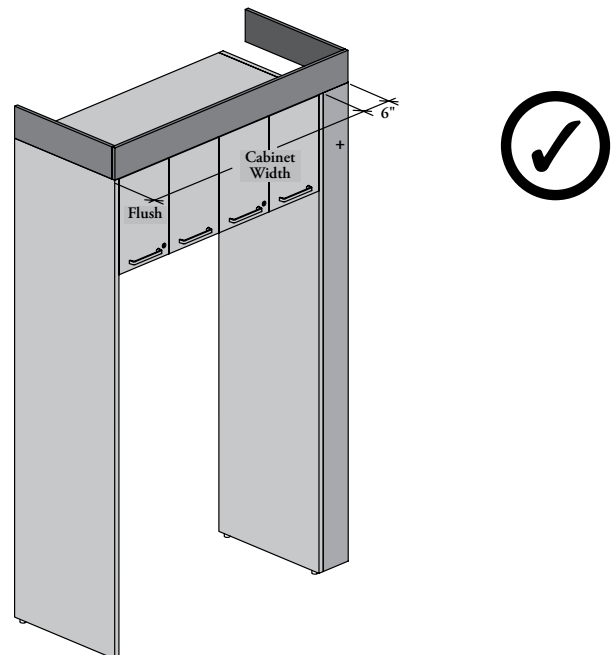
- When top filler overlaps multiple Upper or Storage Cabinets of the same depth plus a Side Filler (CEAFSU or CEAFSC), the Top Filler must be specified 6" wider



- When there is a change in depth between Upper Cabinets or Tall Cabinets, Top Filler must end and be specified flush

Top Filler – Cabinet Kit for Appliance (CEAFTK)

- Compatible with Cabinet Kit for Appliances (CEKO and CEKT)
- **Cannot** overlap multiple Cabinet Kit for Appliance(s)
- To be specified same depth as Cabinet Kit



- This Top Filler must be specified 6" wider when a Side Filler – Cabinet Kit for Appliance (CEAFSK) is specified

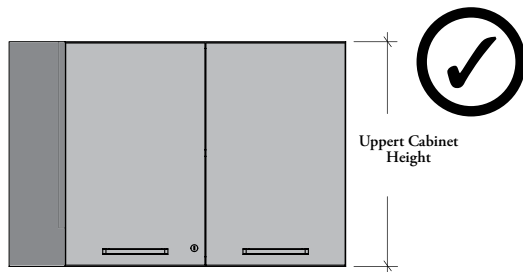
planning with finishing components (continued)

planning with side fillers

Width and height Side Fillers to be cut on-site for perfect adjustment

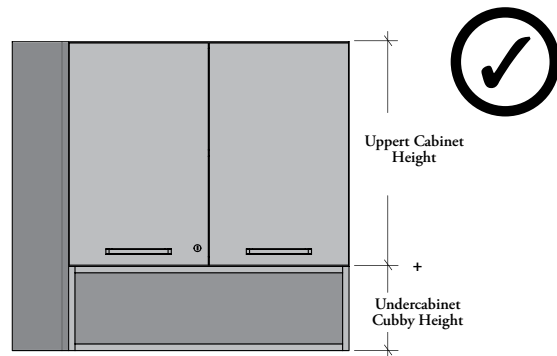
Side Filler – Upper Cabinet (CEAFSU) and Side Filler – Base & Tall Cabinets (CEAFSB)

- Width to be cut on-site for perfect adjustment, front comes at 6" wide when shipped
- Once cut, a minimum of 2" visible front panel is required

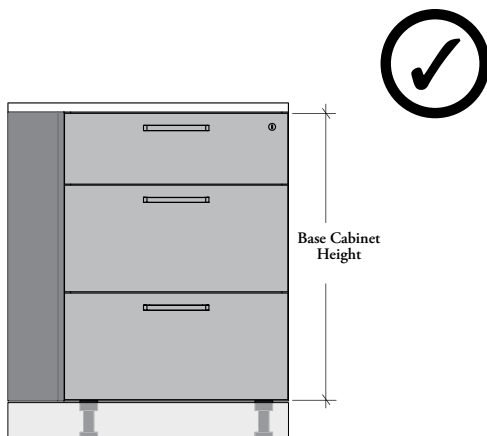


Side Filler – Upper Cabinet (CEAFSU)

- Match the Height of the Upper Cabinet
- Compatible with all Upper Cabinets

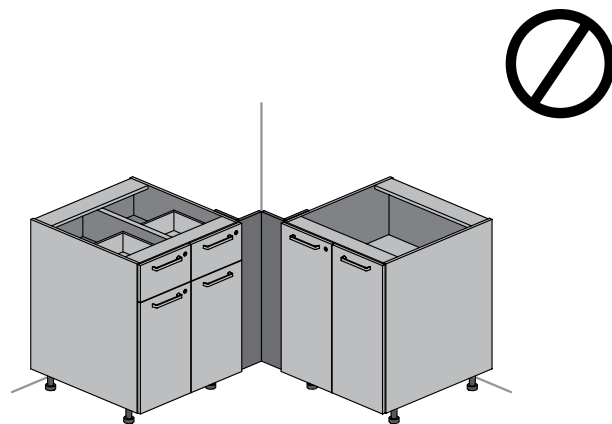


- When used with a Upper Cabinet and a Undercabinet Cubby (CEAUC), the height of the cubby should be considered



Side Filler – Base & Tall Cabinets (CEAFSB)

- Match the height of the Base Cabinet or Tall Cabinet Case
- **Does not** cover the Toe Kick section
- Compatible with all Base and Tall Cabinets except Base Cabinet for Sink – People with Reduced Mobility (CEBKRS or CEBKRO)



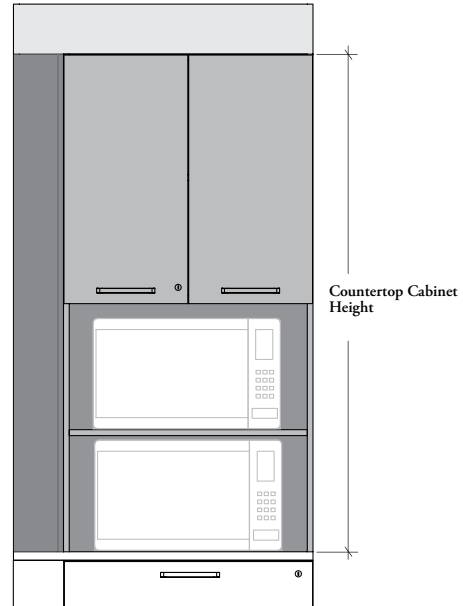
- **Cannot** be used in corner application

planning with finishing components (continued)

planning with side fillers (continued)

Side Filler – Countertop Cabinet (CEAFSC)

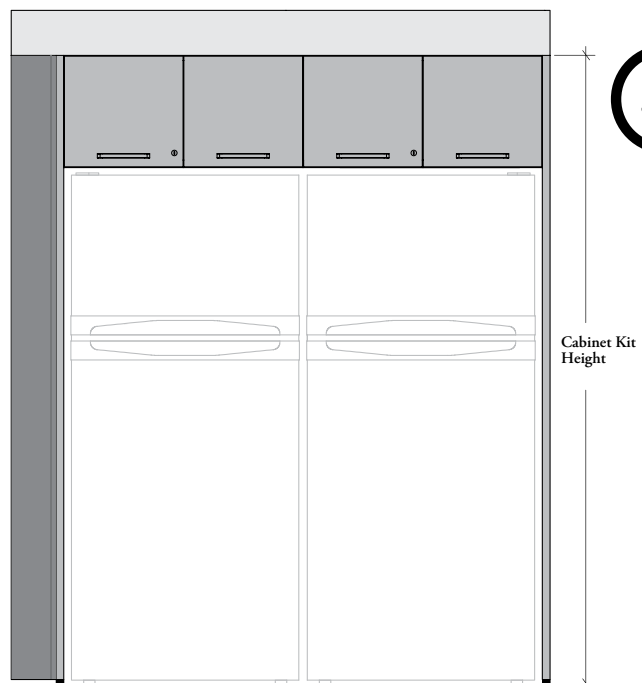
- Width to be cut on-site for perfect adjustment, front comes at 6" wide when shipped
- Only compatible with Countertop Cabinet – Microwave Section(s) and Doors (CECM)



- This Side Filler must match the height of the Countertop Cabinet

Side Filler – Cabinet Kit for Appliance (CEAFSK)

- Width and height to be cut on-site for perfect adjustment, front comes at 6" wide and +2" height (to compensate for leveling) when shipped
- Compatible with Cabinet Kit for Appliance(s) (CEKO and CEKT)



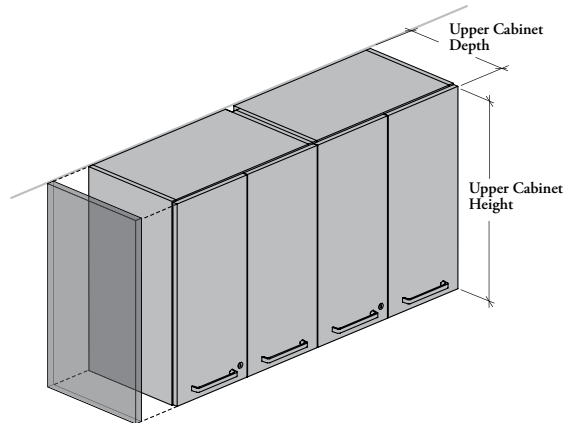
- This Side Filler must match the height of the Cabinet Kit for Appliance(s)

planning with finishing components (continued)

planning with end panels

End Panel – Upper Cabinet (CEAEU)

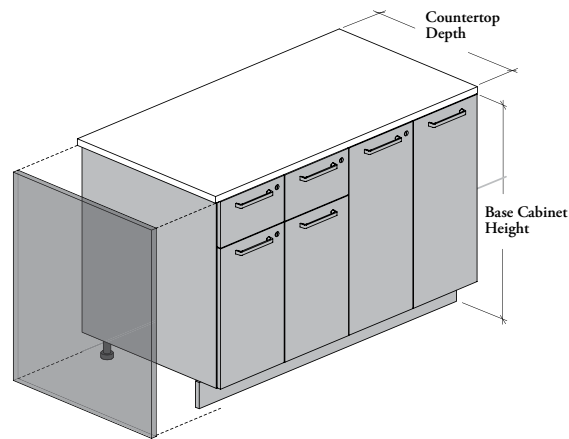
- Not mandatory when cabinet is specified with integrated end panel
- Compatible with all Upper Cabinets



- Height to match Upper Cabinet
- Depth match depth of Upper Cabinet including fronts

End Panel – Base Cabinet (CEAEB)

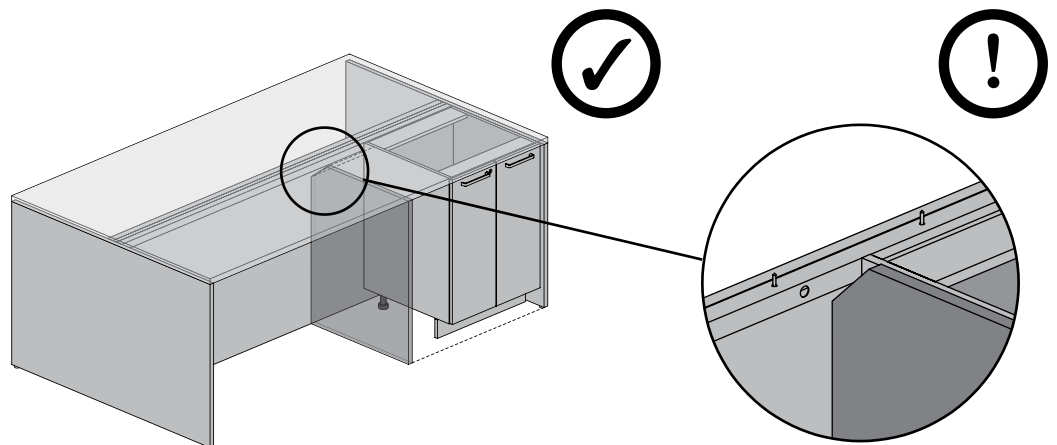
- This End Panel is finishing component and **does not** provide any support to Countertop
- Compatible with all Base Cabinets except for Cabinet for Sink – People Reduced Mobility (CEBKRS and CEBKRO)
- **Cannot** be used under an Island Structure



- Should be specified the same depth as the Countertop
- Height to match Base Cabinet datum including Toe Kick section

End Panel – Under Island Base Cabinet (CEAIP)

- End Panel a finishing component for Base Cabinet located under an Island Structure with Gables (CEWIGO and CEWIGB)
- **Does not** provide any support



- **Mandatory** when the side of a Base Cabinet is visible in the open section of an island
- The storage configuration of the End Panel must match the storage configuration of the Island Structure (CEWIGO or CEWIGB)
- The front edge of the end panel will be flush with the edge of the Island Countertop (CEWIC)

- This End Panel has a dedicated cut-out to fit island applications, it **cannot** be used anywhere else

accessories

accessories

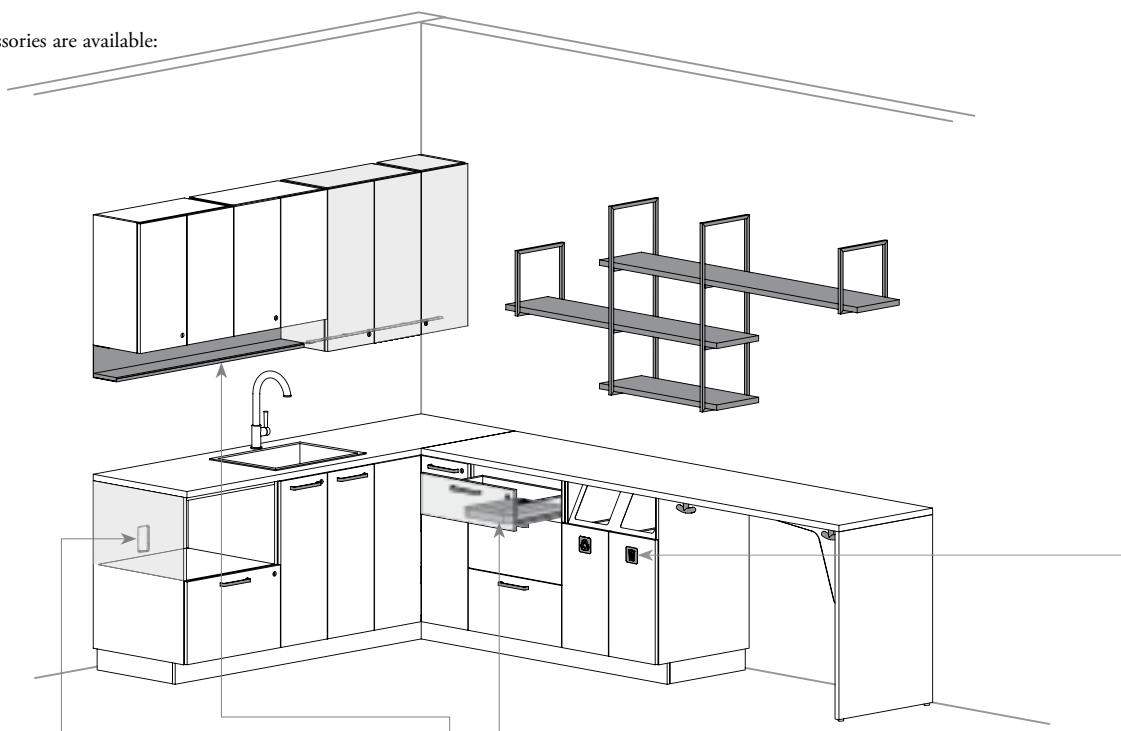
| | |
|---|-----|
| UNDERSTANDING ACCESSORIES | 108 |
| ACCESSORY BASICS | 110 |
| PLANNING WITH ACCESSORIES | |
| PLANNING WITH RECESSED LED LIGHT (CEALD) | 113 |
| PLANNING WITH UNDERCABINET ACCESSORY SHELF (CEAUS) | 113 |
| PLANNING WITH UNDERCABINET CUBBY (CEAUC) | 114 |
| PLANNING WITH WALL-MOUNTED CUBBY (CEAWC) | 115 |
| PLANNING WITH WALL-MOUNTED SHELF (CEAWS) | 116 |
| PLANNING WITH WALL SHELVING UNIT – METAL FRAME & – SHELF | 117 |
| PLANNING WITH DRAWER ORGANIZERS | 118 |
| PLANNING WITH SYMBOL IDENTIFICATIONS | 119 |

understanding accessories

Expansion Casework+ Accessories are used to enhance functionality and add a finishing touch to Expansion Casework+ layouts.

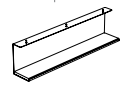
Accessories

- Sixteen accessories are available:



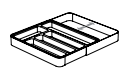
Pass-Through Grommet
(CEAGR)

- Provides finition when electrical cable opening of cabinet is cut on-site
- Included when With Pass-Through Grommet Cut-Out Style is specified
- To be used when a cut-out is made on-site to access wall outlets



Undercabinet Accessory Shelf
(CEAUS)

- Provides additional open storage under Upper Cabinets
- Metal shelf with 11/16" thick laminate inlay



Drawer Organizer –
Cutlery Tray
(CEAOT)


- Retractable plastic tray for kitchen cutlery

OR



Drawer Organizer –
Utility Box
(CEAOB)

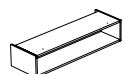
- Metal tray with one adjustable divider
- Available in two depths to fit inside Standard – Soft-Close (16) or Undermount – Soft-Close (20) Drawer Depth



Recycling/Disposal Symbol
(CEASR)

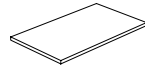
- A great way to personalize a kitchen and indicate the cabinet function
- Metal plate identifications for Base or Storage Cabinet – Recycling/Disposal Center/Units

Also Available:



Undercabinet Cubby
(CEAUC)

- Provide additional open storage under Upper Cabinets
- Cubby is 11/16" thick



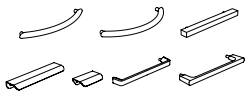
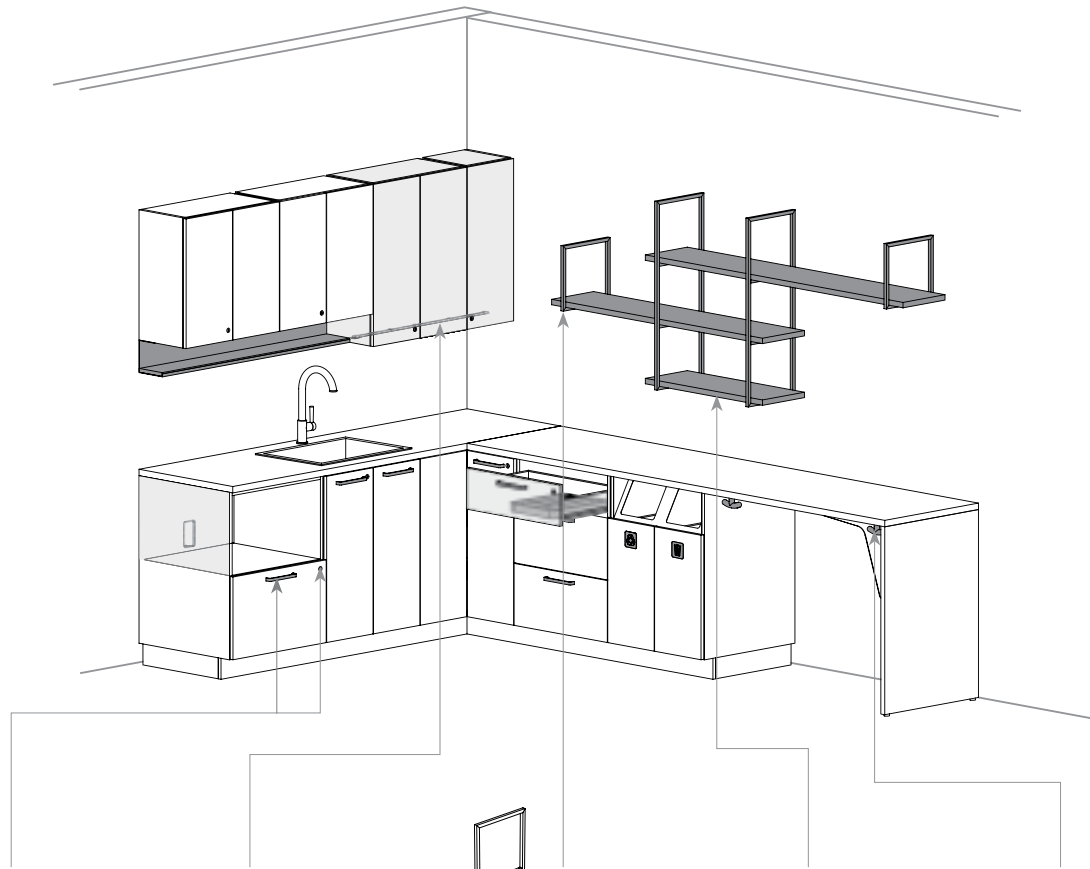
Shelf for Cabinet
(CEACS)

- To add shelving space in most of cabinets
- 11/16" thick

For Grain Direction; see page 132

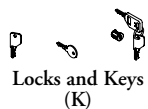
For Edge Trim Styles; see page 134

understanding accessories (continued)

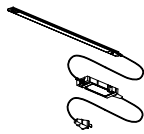


Pull (CEAP)

- Offered as a replacement part
- Included with cabinets when specified

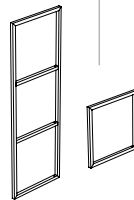


Locks and Keys (K)



Recessed LED Light (CEALD)

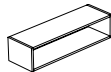
- Installs under Upper Cabinets when Light Management (groove) is specified
- Two Plug Options are available:
 - Standard Plug-In (P)
 - Hardwire (H)



Wall Shelving Unit – Metal Frame (CEASF)

- Allows flexibility for wall mounting shelf layout
- Must be specified with Wall Shelving Unit – Shelf (CEASS)
- 5/8" thick square tube (actual depth)

Also Available:



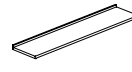
Wall-Mounted Cubby (CEAWC)

- Provides additional open storage. Can be used alone or between cabinets
- Cubby is 1" thick



Wall Shelving Unit – Shelf (CEASS)

- Must be specified with Wall Shelving Unit – Metal Frame (CEASF)
- 1" thick (actual width)



Wall-Mounted Shelf (CEAWS)

- Allows flexibility for wall mounting shelf layout
- 1" thick with metal support

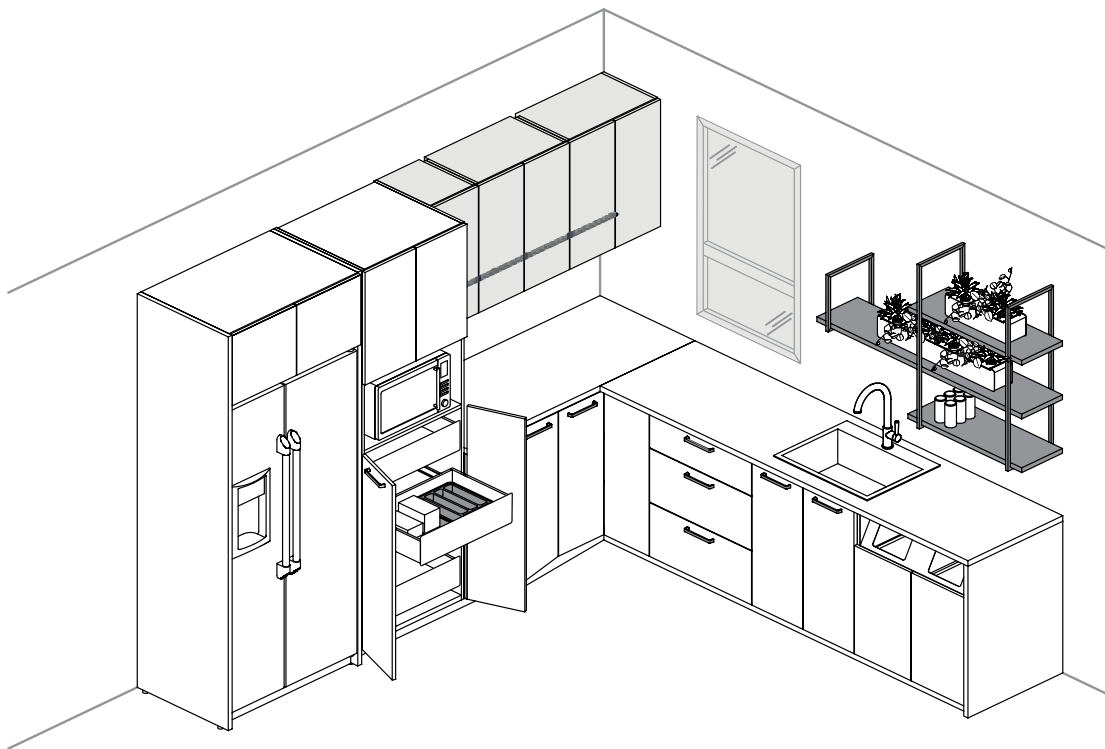


Hook – Double-Sided (CEAHW)

- Can add functionality under the countertop

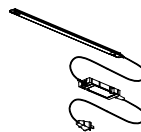


Hook – Single-Sided (CEAHK)



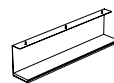
Recessed LED Light (CEALED)

- Widths: 24" to 366 (3" increments)
- LED Light is 3000K, a milky lens is included
- Option Feature: Each light comes with its own Driver and Integrated Dimmable Switch (D) (located at the end of the LED Light)
- Equipped with an energy-efficient strip of LEDs
- Life expectancy of 50 000 hours
- Plug Options:
 - Standard Plug-In (P)
 - Hardwire (H)
- Country of Installation: Canada/U.S.A. (A). For countries other than those listed, contact Teknion's Customer Service
- **Finish:**
Light profile is finished Anodized Aluminum



Undercabinet Accessory Shelf (CEAUS)

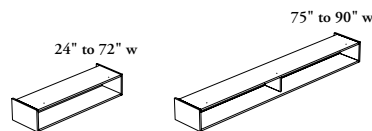
- Depth: 6"
- Widths: 24" to 90" (3" increments)
- Heights: 6" and 9"
- **Finishes:**
Shelf is finished in Source Laminate, Foundation Laminate, Grade 2 Laminate or Flintwood (No Cathedral)*
Edge Trims are finished in Edge Trim Colors or Not Applicable**
Shelf Support is finished in Foundation, Accent or Mica



accessories basics (continued)

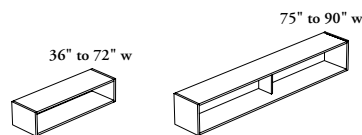
Undercabinet Cubby (CEAUC)

- Depths: 12" and 15"
- Widths: 24" to 90" (3" increments)
- Height: 9"
- **Finishes:**
Case & Back Panel are finished in Source Laminate or Flintwood (No Cathedral)*



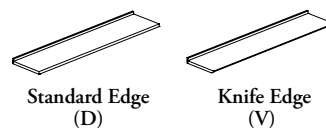
Wall-Mounted Cubby (CEAWC)

- Depths: 9", 12" and 15"
- Widths: 36" to 90" (3" increments)
- Heights: 9" and 12"
- **Finishes:**
Case & Back Panel are finished in Source Laminate or Flintwood (No Cathedral)*



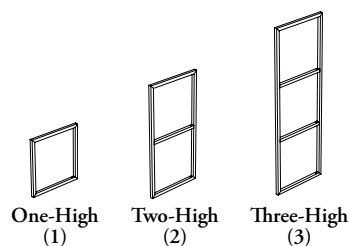
Wall-Mounted Shelf (CEAWS)

- Depth: 9"
- Widths: 36" to 90" (3" increments)
- **Finishes:**
Shelf is finished in Source Laminate, Foundation Laminate, Grade 2 Laminate or Flintwood (No Cathedral)*
Edge Trims are finished in Edge Trim Colors (for trim style 8 or F) or Not Applicable**
Shelf Hardware is finished in Foundation, Accent or Mica



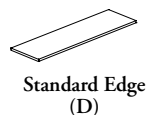
Wall Shelving Unit – Metal Frame (CEASF)

- Depth: 12" (actual depth)
- **Finishes:** Foundation, Accent or Mica



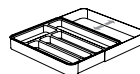
Wall Shelving Unit – Shelf (CEASS)

- Widths: 24" to 105" (3" increments) (actual width)
- Depth: 12"
- **Finishes:**
Shelf is finished in Source Laminate, Foundation Laminate, Grade 2 Laminate or Flintwood (No Cathedral)*
Edge Trims are finished in Edge Trim Colors or Not Applicable**



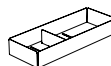
Drawer Organizers – Cutlery Tray (CEAOT)

- Made in two pieces and can extend up to 21" width
- Dimensions: 12" to 21" w X 15" d X 2" h
- Can be fitted in 16" or 20" deep drawers
- **Finish:** Grey Plastic



Drawer Organizer – Utility Box (CEAOB)

- Width: 6"
- Depths: 12" and 20"
- Can be fitted on 16" or 20" deep drawers
- **Finishes:**
Foundation, Accent or Mica
To match the color of the drawer body, Very White should be specified



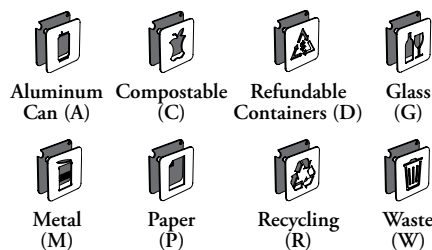
* Restrictions apply with this finish, refer to individual product pages for details

** Not Applicable (NA) option is only available when Flintwood Front Finishes are specified

accessories basics (continued)

Recycling/Disposal Symbol (CEASR)

- Installs on cabinet with Identification Symbol Ready (S) option
- Dimension: 2 1/2" w X 2 1/2" h
- **Finishes:**
Front and Back Plate are finished Foundation, Accent or Mica



Hook – Single-Sided (CEAHK)

- This hook can be installed anywhere under the countertop
- **Finishes:** Foundation, Accent or Mica



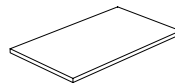
Hook – Double-Sided (CEAHW)

- This hook can be installed anywhere under the countertop
- **Finishes:** Foundation, Accent or Mica



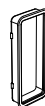
Shelf for Cabinet (CEACS)

- Widths: 12", 15", 24" and 29"
- Cabinet Widths: 12" to 60" (3" increments)
- Widths larger than 36" come with two parts
- When 24" or 29" Cabinet Depth is specified, 45" to 60" Cabinet Widths are **not** available
- Shelf Supports are included
- Compatible with:
 - Upper Cabinets (CEUO, CEUS, CEUG, CEUMS, CEUPO, CEUPS, CEUCS, CEUCG)
 - Base Cabinets (CEBO, CEBS, CEBDS, CEBCBS)
 - Storage Cabinets (CETO, CETS, CETT, CETD, CEMS, CEMD)
- **Finishes:** Source Laminate or Flintwood (No Cathedral)*



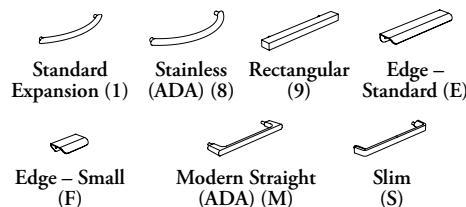
Pass-Through Grommet (CEAGR)

- Grommet is always included when With Pass-Through Grommet (W) Cut-Out Style is specified with cabinets listed below:
 - Upper Cabinet – Microwave Section and Doors (CEUMS)
 - Base Cabinet – Microwave Section with Drawer (CEBMD)
 - Tall Cabinets – Microwave Section(s) (CEMS and CEMD)
 - Countertop Cabinet – Microwave Section(s) and Doors (CECM)
- **Finish:** Platinum Coordinate



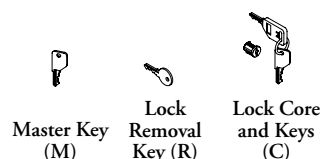
Pull (CEAP)

- For more details on Pull Styles, refer to page 120
- **Finishes (If Applicable):** Foundation, Accent or Mica



Locks and Keys (K)

- The Master Key (M) unlocks any storage unit
- The Lock Removal Key (R) removes lock core from storage units
- Lock Core and Keys (C) are replacements for those currently installed
- **Finish:** Brushed Chrome

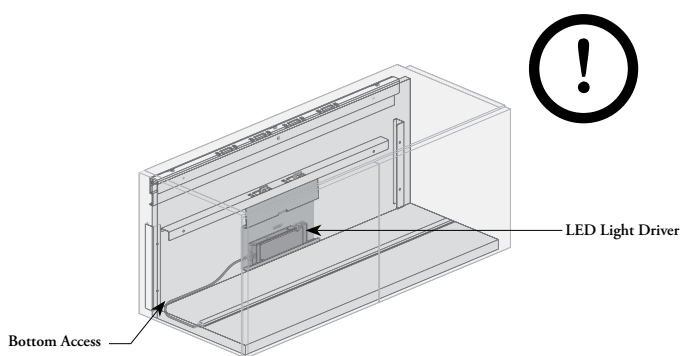
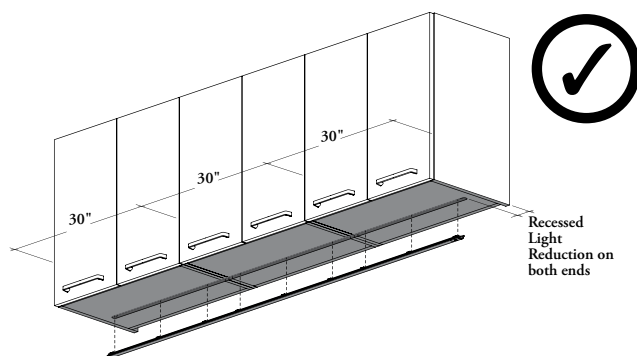


* Restrictions apply with this finish, refer to individual product pages for details

planning with accessories

planning with recessed LED light (CEALED)

- Installs under Upper Cabinet when Light Management (groove connection) is specified. Refer to Upper Cabinets section for details
- Two Plug Options:
 - Standard Plug-In (P) to connect a standard wall outlet
 - Hardwire (H) for a permanent installation
- The wire is 78 3/4" long in both specifications
- Hardware connection must be executed by qualified electrician
- A driver support is provided and can be installed in the gap between the wall and the Upper Cabinet. It is the installer's responsibility to properly position the driver in the layout to comply with local regulations

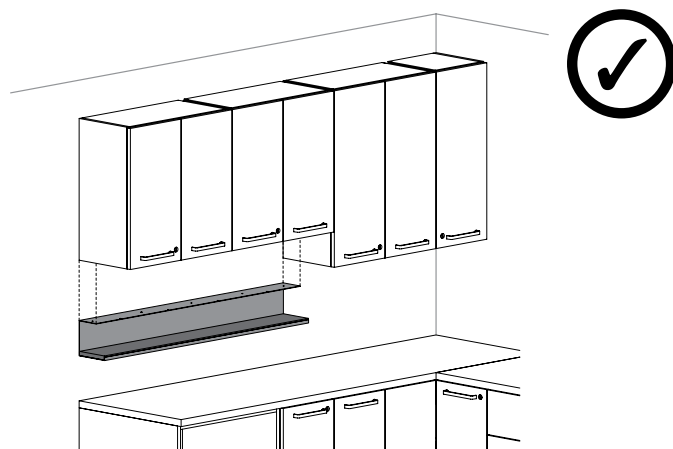


- Must be specified to match the same width as the Upper Cabinet under which it will be installed
 - **Example:** under 3 x 30" wide cabinets = 90" wide, recessed light reduction is already applied within the specified width

WARNING: Once installed, the LED driver always needs to be accessible without tools, by a cut-out (cut on-site) inside the cabinet or by the bottom access of Upper Cabinets. This access should **never** be blocked by any added accessories

planning with undercabinet accessory shelf (CEAUS)

- Can be installed on- or off-module under all Upper Cabinets
- Can overlap multiple Upper Cabinets
- Can be used in the layout with cabinets of different heights:
 - Shelf height can be specified to align with the bottom of the cabinet next to it
- The Undercabinet Accessory Shelf (CEAUS) should **never** block the access to the Recessed LED Light driver, see **WARNING** illustrated above

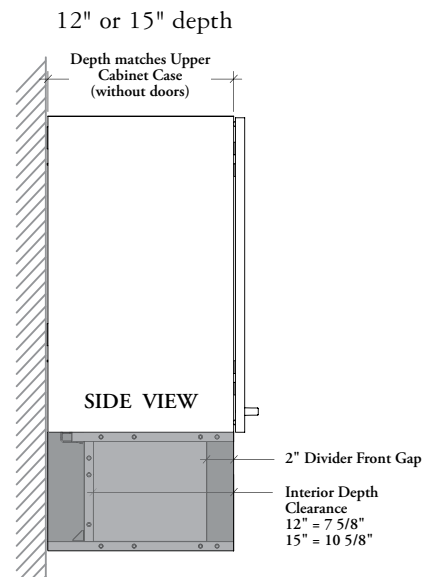
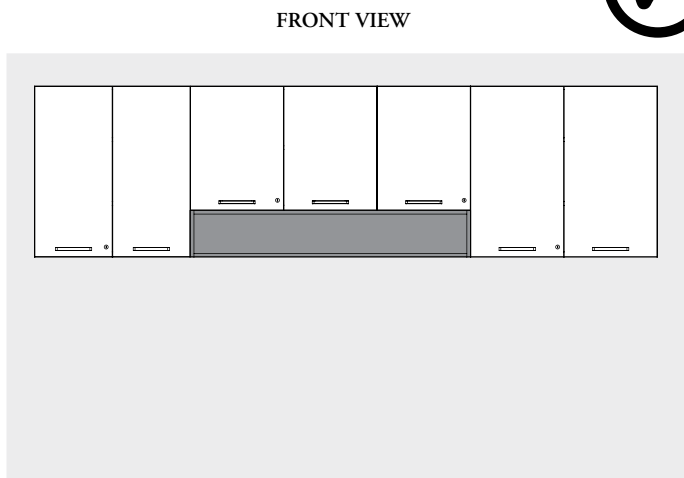


planning with accessories (continued)

planning with undercabinet cubby (CEAUC)

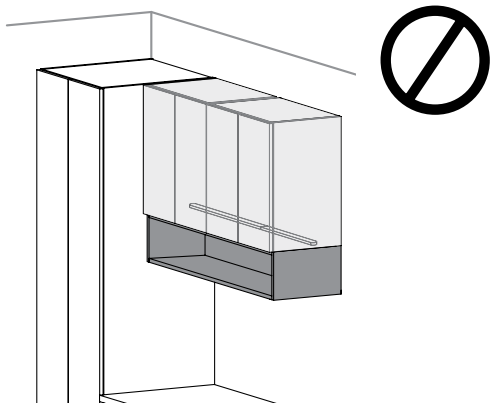
- Can be used in the layout with cabinets of different heights:
 - The cubby height correspond to the height difference between cabinets when specified with 9-inch variation
- Compatible with all Upper Cabinets except an Upper Cabinet for Blind Corner (CEUCS or CEUCG)

undercabinet cubby applications

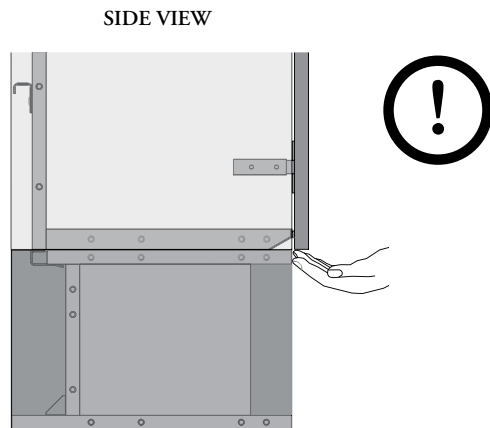


- Depth must be specified to match the Upper Cabinet under which it will be installed

- Width must be specified to align with end of cabinets of between two door fronts



- The Upper Cabinets on which the Undercabinet Cubby will be mounted **cannot** be specified with Light Management (groove connection)

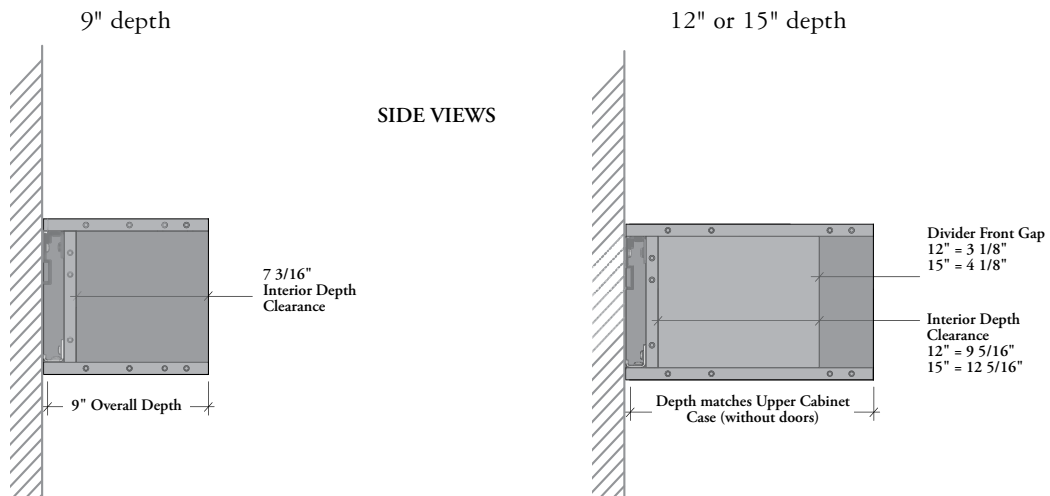


- It is **not** recommended to use this cubby under Upper Cabinet with Finger Pull (X) option because Undercabinet Cubby will obstruct the door opening access when specified with this pull style

planning with accessories (continued)

planning with wall-mounted cubby (CEAWC)

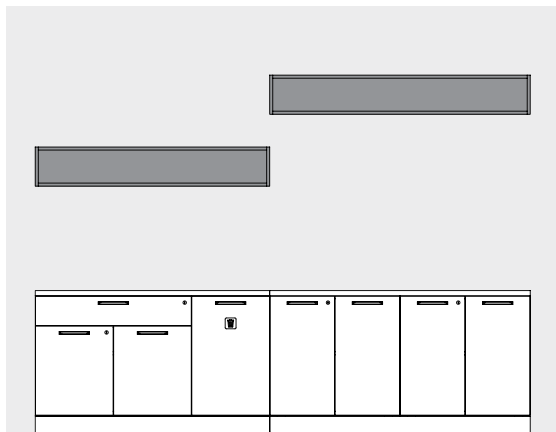
- The top must be installed higher than 38" from floor
- Appropriate attachment methods and hardware for a secure and safe installation must be determined by the installer and meet the applicable local building code and laws; additional wall reinforcement is **not** required
- Installer must provide wall mounting fasteners



wall-mounted cubby applications

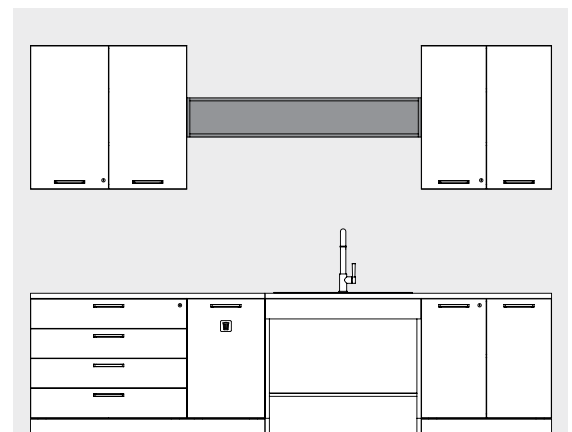


FRONT VIEWS



- Can be used alone

OR

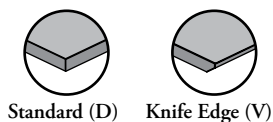


- Can be used between cabinets

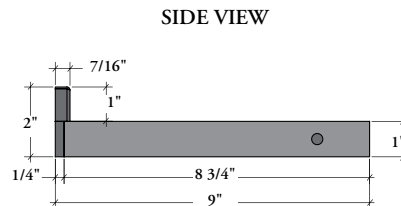
planning with accessories (continued)

planning with wall-mounted shelf (CEAWS)

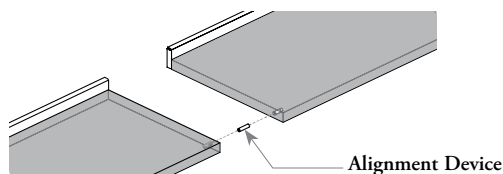
- Two Edge Details are available:



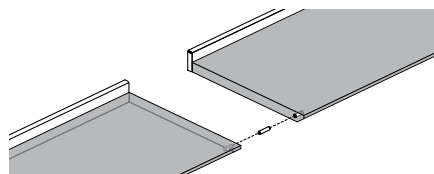
- When Knife Edge (V) Edge Detail is specified, only the front edge will be Full Knife Trim (F)
- Must be installed higher than 38" from floor
- Must be secured to at least two wood or metal studs, or on reinforced wall. Installer must provide wall mounting fasteners
- Appropriate attachment methods and hardware for a secure and safe installation must be determined by the installer and meet the applicable local building code and laws
- All hardware is hidden by a magnetic metal cover



Connecting Shelves with Standard Edge (D)



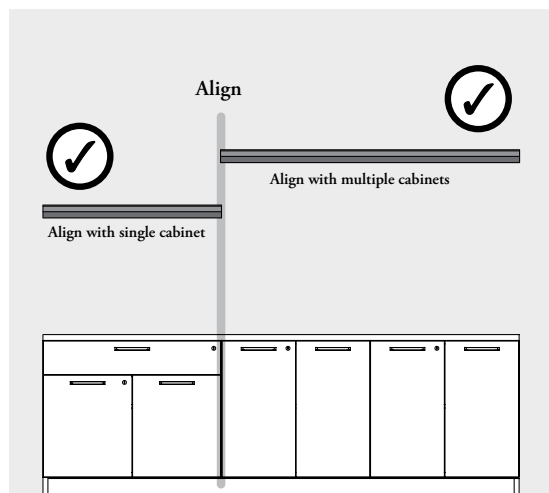
Connecting Shelves with Knife Edge (V)



- Alignment device allows to connect shelves together
- It is recommended to specify alignment holes when multiple shelves are installed in a row to ensure proper alignment
- Four Alignment Holes Options are available:
 - Alignment Holes – Both Sides (B)
 - Alignment Holes – Left (L) (Shown)
 - Alignment Holes – Right (R)
 - No Alignment Holes (N)
- Alignment devices are included when Alignment Holes are specified. They are **not** visible once the installation is complete

wall-mounted shelf applications

FRONT VIEW



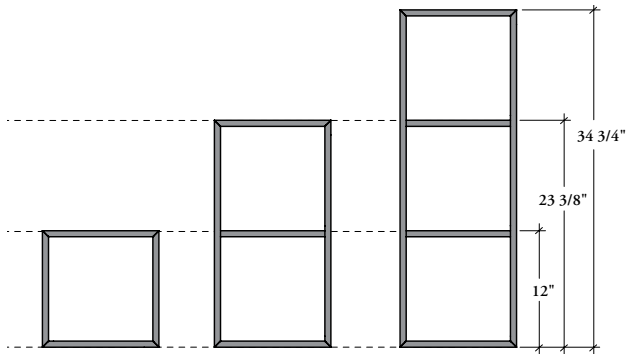
Shelves can align with a single or multiple cabinets

planning with accessories (continued)

planning with wall shelving unit – metal frame & – shelf

Wall Shelving Unit – Metal Frame (CEASF)

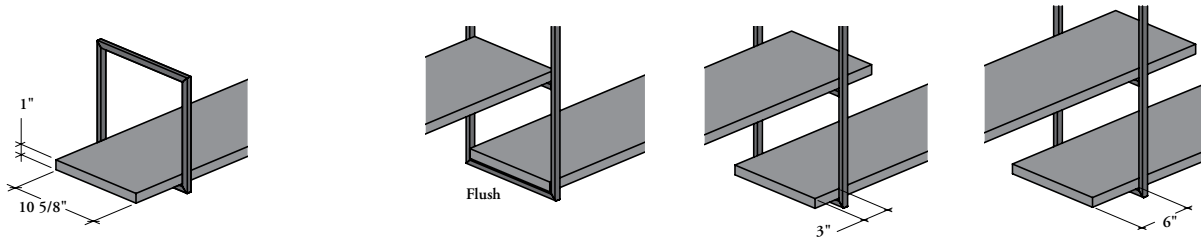
- Cannot be used alone, must be specified with Wall Shelving Unit – Shelf (CEASS) to ensure a proper installation
- Top of frame must be installed higher than 38" from floor
- Can be mounted to wood or metal studs, a reinforced wall or be installed with dry wall anchor (toggle); installer must provide wall mounting fasteners
- Appropriate attachment methods and hardware for a secure and safe installation must be determined by the installer and meet the applicable local building code and laws; additional wall reinforcement is **not** required



- Heights:
 - One-High Frame Configuration = 12"
 - Two-High Frame Configuration = 23 3/8"
 - Three-High Frame Configuration = 34 3/4"

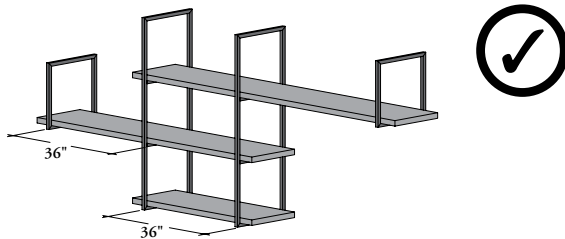
Wall Shelving Unit – Shelf (CEASS)

- Cannot be used alone, must be used in combination with Wall Shelving Unit – Metal Frame (CEASF)

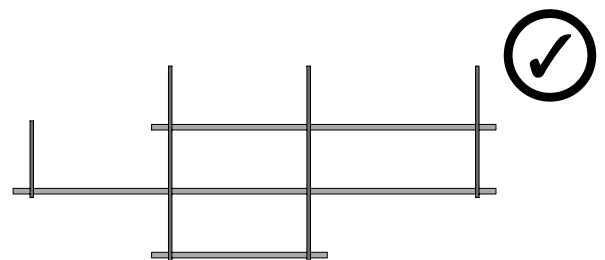


- Shelf can be mounted flush to the frame or exceed up to 6"

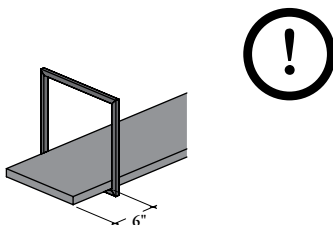
wall shelving unit applications



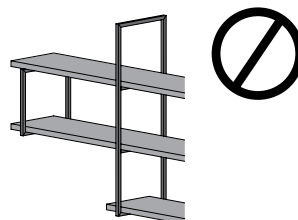
A Shelving Unit – Metal Frame must be installed every 36" (maximum span)




Frame can be combined in various ways to create unique and creative layouts



6" is the maximum overhang between the end of the shelf and the frame



No shelf can be mounted on the top of a frame



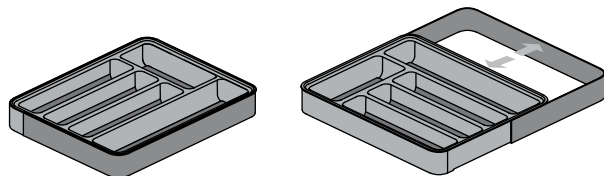
Two shelves **cannot** overlap the same section of frame

planning with accessories (continued)

planning with drawer organizers

Drawer Organizer – Cutlery Tray (CEAOT)

- Made of recyclable plastic
- Compatible with all base cabinets with drawers except Base Cabinet – Filing Drawers (CEBDLF)
- Can also be used with Tall Cabinets with Interior Drawers (CETD and CEMD)
- Can be used in both drawer style. Depending on the drawer style, the tray will be oriented differently

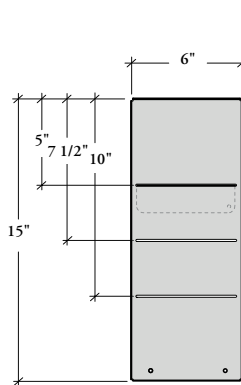


16" deep Standard – Soft Close (S) drawers

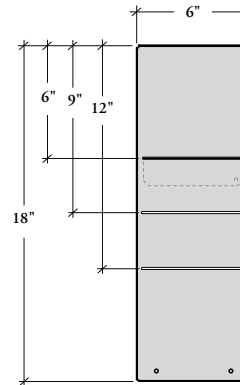
20" deep Undermount – Soft Close (U) drawers, it needs to be positioned on the other side and extended from 12" to 19"

Drawer Organizer – Utility Tray (CEAOB)

- Box and Divider are made of metal. The divider is held in place by magnet (easily reconfigurable)
- Compatible with all base cabinets with drawers except Base Cabinet – Filing Drawers (CEBDLF) and all Tall Cabinets with Interior Drawers (CETD and CEMD)
- The reconfigurable divider can be installed in 3 different positions
- Two depths are available to match both Drawer Styles:



16" deep Standard – Soft Close (16)

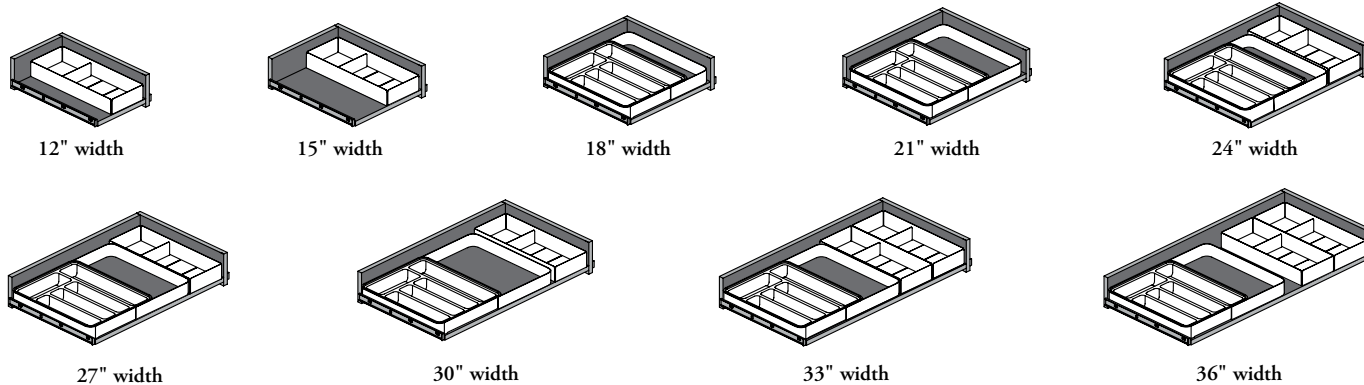


20" deep Undermount – Soft Close (20)

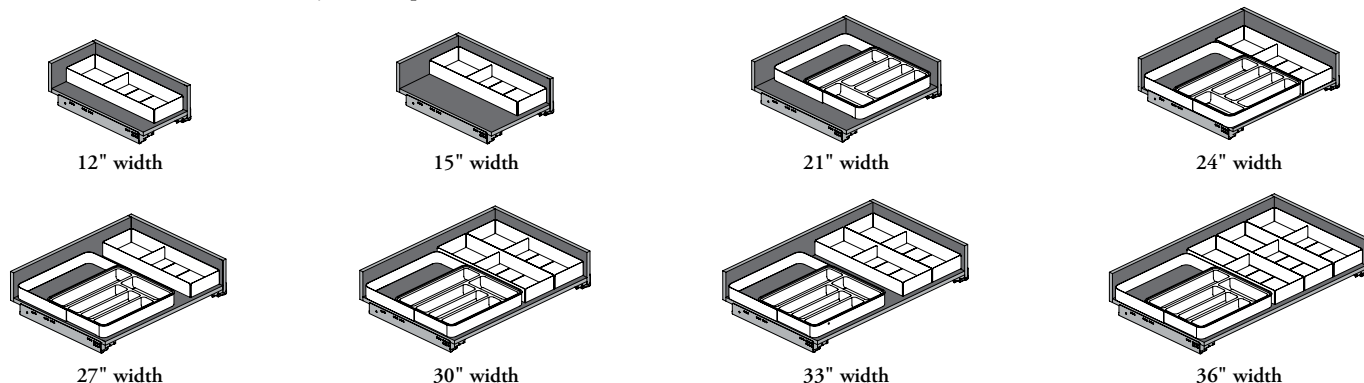
drawer organizer combinations

Depending on the drawer style and width, several Drawer Organizers can be combined together, here are some examples:

Standard – Soft Close Drawer Style (16" depth)



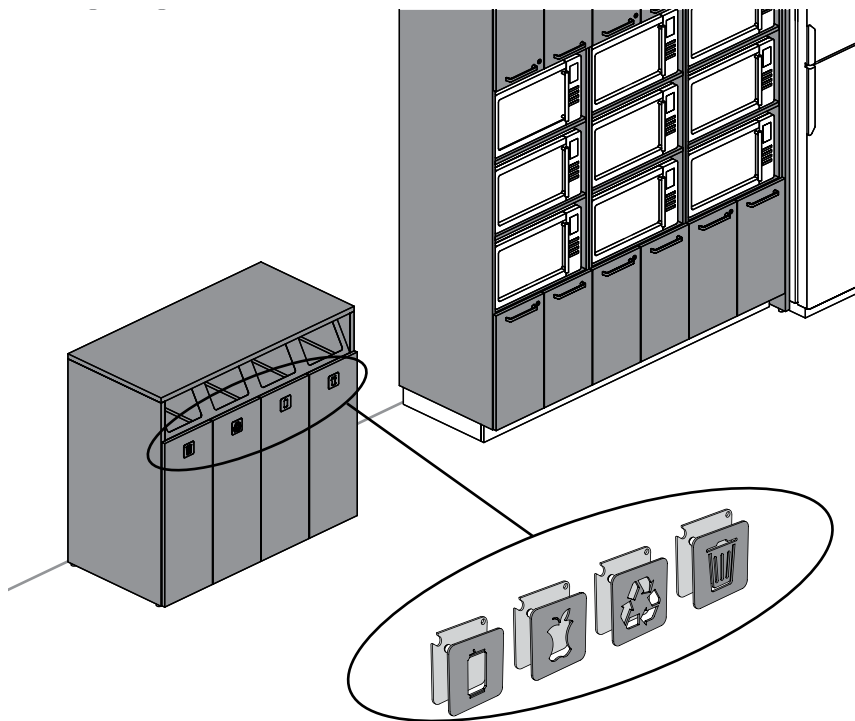
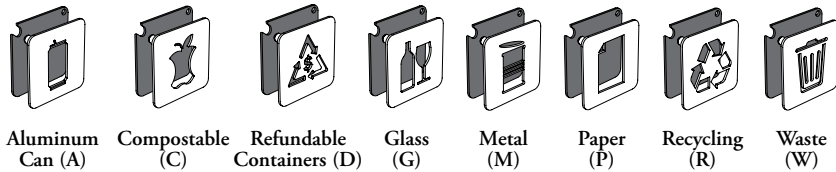
Undermount – Soft Close Drawer Style (20" depth)



planning with accessories (continued)

planning with symbol identifications

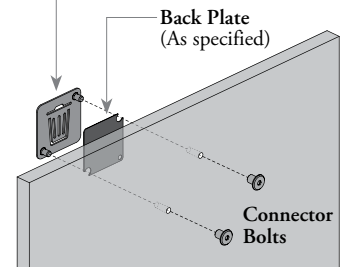
- Recycling/Disposal Symbols (CEASR) are always positioned at the center top of door
- Each center/unit compartment can be identified by a Recycling/Disposal Symbol
- Door fronts come with pre-drill holes when Symbol Ready (S) is specified
- None (N) or With Back Plate configuration (W) can also be specified
- Can be specified with:
 - Base Cabinet– Pull-Out Recycling/Disposal Center (CEBWPD or CEBWPX)
 - Base Cabinet– Recycling/Disposal Center (CEBWU)
 - Storage Cabinet– Recycling/Disposal Units (CESRUS or CESRUX)
- Eight symbols are available:



reconfigurable

Symbols Metal Plate are mechanically installed on door and can easily be reconfigured without tools

Symbol Plate with Welded Threaded Studs



front & back plate applications

Two ways to specify the Recycling/Disposal Symbol



Highlighted Plate

- The plate can be highlighted on the door to create a stronger visual statement, using or **not** a back plate to create an accent on the symbol
- To create a see-through look with metal, the back plate must be specified with the same color than the door
- With solid doors, symbols can be specified without back plate to create a true see-through look


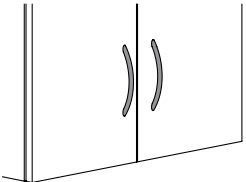
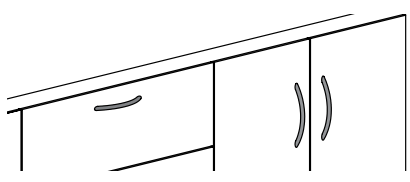
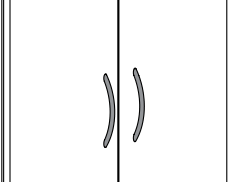

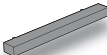
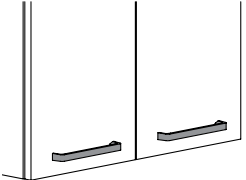
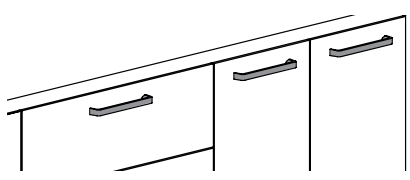
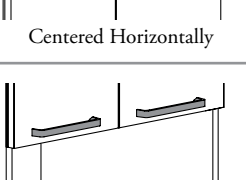


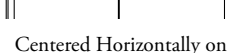
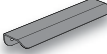
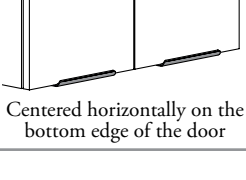
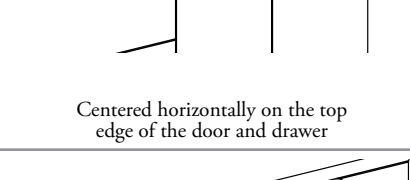
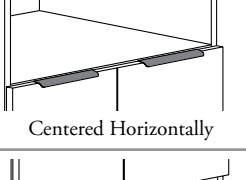


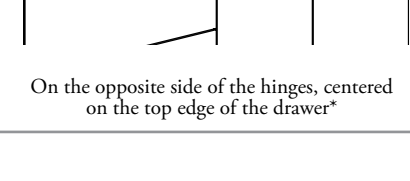
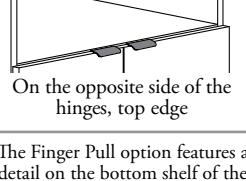
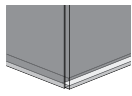
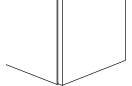


Highlighted Symbols

To create a highlighted symbols the front plate can be specified with the same or similar color than the door, and the back plate can be specified to the desired highlight color

pull styles

- To meet the ADA standards, it is recommended to use the Stainless (ADA) (8) or Modern Straight (ADA) (M) pull style. The handle height on Base Cabinets, Tall Cabinet – Doors (CETS) and on bottom section of all others Tall Cabinets will match the ADA requirement
- Nines pull styles are available, the following chart illustrates pull orientation depending on the pull and cabinet specified:

| pull styles | upper cabinet (CEUS, CEUMS, CEUPS or CEUCS) | base cabinet (All Base Cabinets, except CEBWU or CEBKRO) | storage cabinet (All Storage Cabinets, except CETO, CÉSRSU or CÉSRSUX) |
|--|--|--|---|
|  Standard Expansion (1) |  |  |  |
| | Vertically | Vertically on door and Horizontally on drawer | Vertically |
|  Stainless (ADA) (8) | | | |
|  Rectangular (9) |  |  |  |
| | Centered Horizontally | Centered Horizontally on door and drawer | Centered Horizontally |
|  Modern Straight (ADA) (M) | | | |
|  Slim (S) (Shown) | | |  |
| | | | Centered Horizontally on doors except CETS, CETT et CETD handles will be vertical |
|  Edge – Standard (E) |  |  |  |
| | Centered horizontally on the bottom edge of the door | Centered horizontally on the top edge of the door and drawer | Centered Horizontally |
|  Edge – Small (F) |  |  |  |
| | On the opposite side of the hinges, bottom edge of the door | On the opposite side of the hinges, centered on the top edge of the drawer* | On the opposite side of the hinges, top edge |
|  Finger Pull (X) | The Finger Pull option features a detail on the bottom shelf of the Upper Cabinet, enabling door opening without the need for a handle | N/A | The Finger Pull option features a detail on the bottom shelf of the CECM, CEKO or CEKT enabling door opening without the need for a handle CEMS or CEMD |
|  Drilled On- Site – No Pull (Z) | Available | Available | Available |

* On specific configurations, for better aesthetic and functionality, the Edge Pull – Small (E) will be centered on the door, example base cabinet (CEBDS)

pull styles (continued)

hole patterns

- The Standard Expansion, Stainless (ADA) and Rectangular Pull Styles use a 128mm hole pattern
 - The Slim and Modern Straight (ADA) Pull Styles use a 160mm hole pattern
 - The edge pull standard and small have a dedicated hole pattern from the back of the door/drawer front and are **not** interchangeable with other pulls
- Some applications may require a countersinking hole at the back

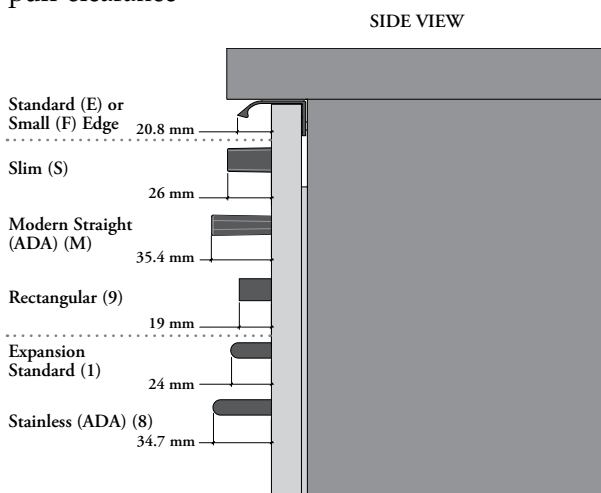
Interchangeable within the same group:

- Standard Expansion (1),
- Stainless (ADA) (8) and
- Rectangular (9)

OR

- Slim (S) and
- Modern Straight (ADA) (M)

pull clearance

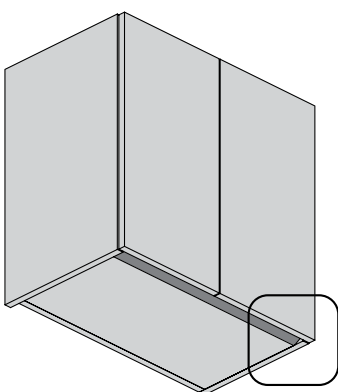


hand clearance

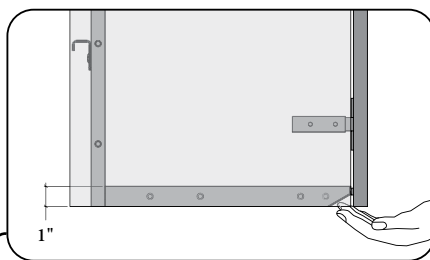
- Expansion Standard = 16 mm
- Stainless (ADA) = 26 mm
- Rectangular = 15 mm
- Slim = 20 mm
- Modern Straight (ADA) = 26 mm

finger pull applications

The Finger Pull (X) option (when available) features a detail on the bottom shelf enabling door opening without the need for a handle. The shelf construction varies depending on whether the case is finished in laminate or flintwood

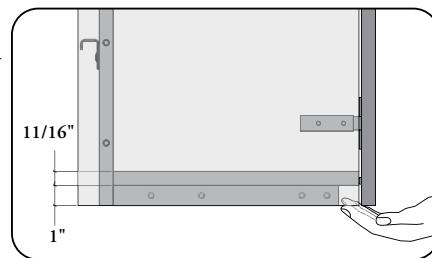


BOTTOM VIEW



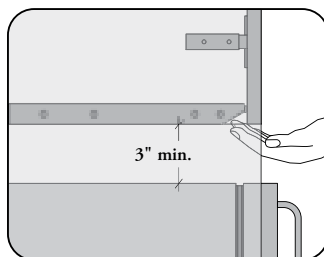
laminate case

The bottom shelf features a knife edge, providing the necessary space to easily grab the door



flintwood case

The bottom of the cabinet has a double thickness base leaving the necessary gap to grab the door



cabinet kits for appliance

When Finger Pull (X) is specified, a minimum 3" gap should be considered between the appliance and the top cabinet to ensure the door can be grabbed easily

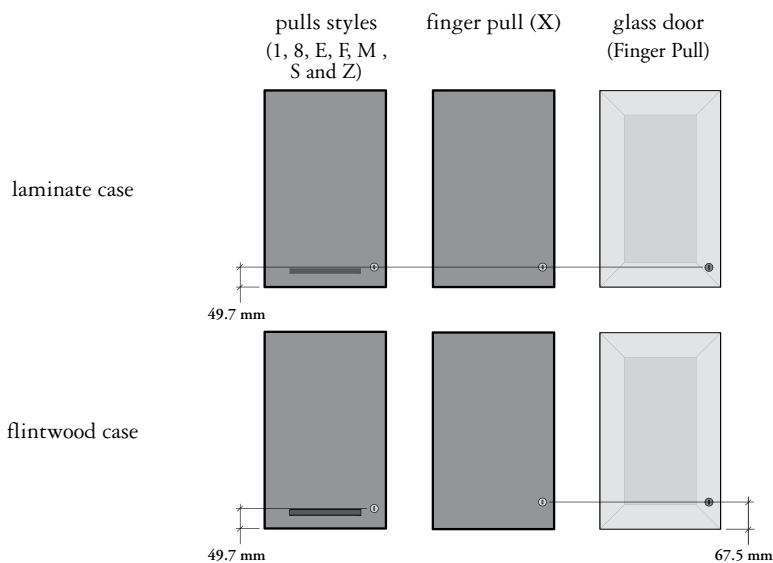
lock chart

⚠ If specified, all closed cabinet products come with a lock and key set and can be Keyed Alike (K) or Randomly (R). A Key Chart must accompany every order, otherwise orders will be shipped Keyed Randomly

lock height applications

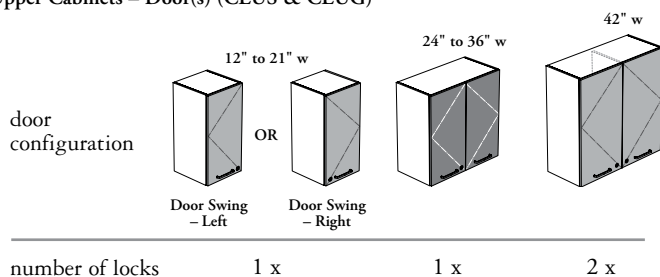
upper cabinets

For Upper Cabinets, lock height will vary depending on case finish, door finish and pull style

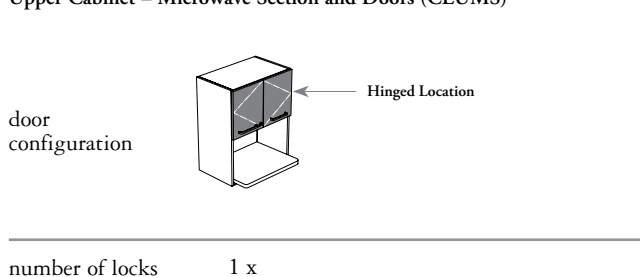


upper cabinets – lock positions

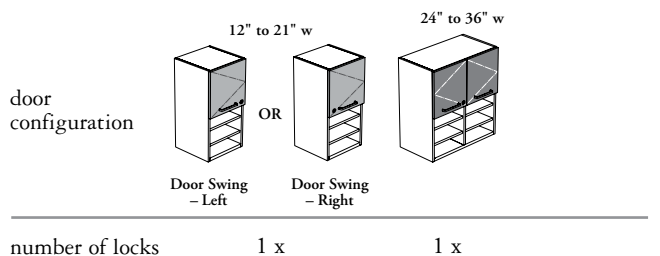
Upper Cabinets – Door(s) (CEUS & CEUG)



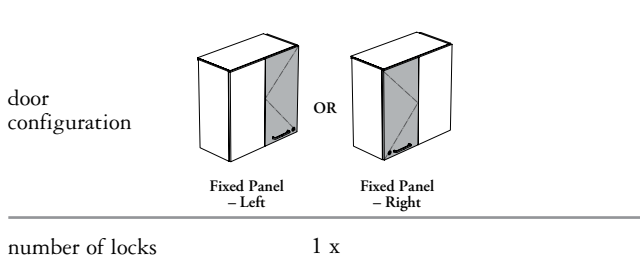
Upper Cabinet – Microwave Section and Doors (CEUMS)



Upper Cabinet – Pigeonholes Section and Door(s) (CEUPS)



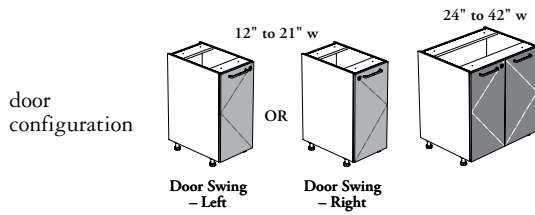
Upper Cabinets for Blind Corner – Doors (CEUCS & CEUCG)



lock chart (continued)

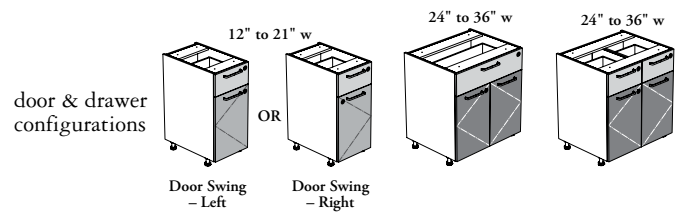
base cabinets – lock positions

Base Cabinets – Door(s) (CEBS)



number of locks 1 x 1 x

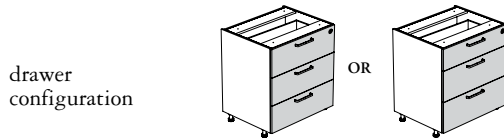
Base Cabinet – Door(s) and Drawer(s) (CEBDS)



number of locks 1 x 2 x 3 x

Base Cabinet – Three Drawers (CEBDT)


NOTE: Drawers are not lockable when Undermount – Soft Close (U) Drawer Style is specified



number of locks 1 x 1 x

Base Cabinet – Four Drawers (CEBDF)

NOTE: Drawers are not lockable when Undermount – Soft Close (U) Drawer Style is specified




number of locks 1 x

Base Cabinet – Filing Drawer (CEBDLF)



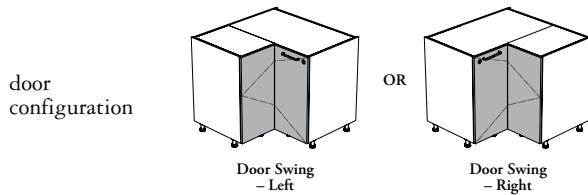
number of locks 1 x

Base Cabinet – Microwave Section and Drawer (CEBMD)



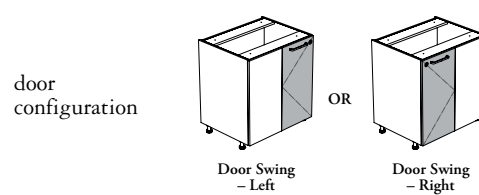
number of locks 1 x

Base Cabinet for Standard Corner – Door (CEBCAS)



number of locks 1 x

Base Cabinet for Blind Corner – Door (CEBCBS)




number of locks 1 x

Base Cabinet for Sink – Doors (CEBKS)



number of locks 1 x

Base Cabinet for Sink – Doors and Flase Front (CEBKFS)



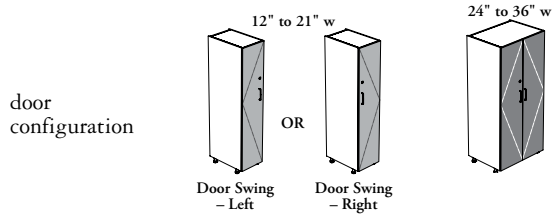
number of locks 1 x

Lockable Double Doors
 Lockable Single Door
 Lockable Drawer(s)
 Not Lockable

lock chart (continued)

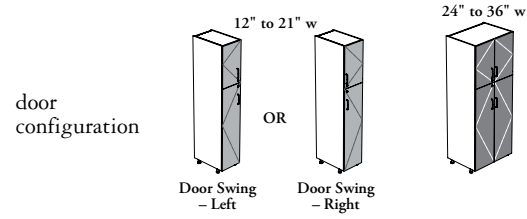
storage cabinets – lock positions (continued)

Tall Cabinet – Door(s) (CETS)



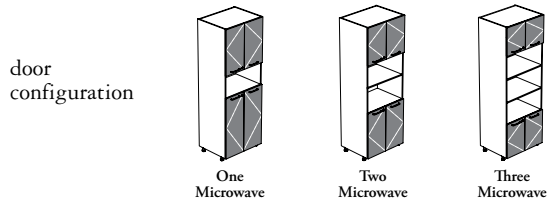
number of locks 1 x 1 x

Two-High Tall Cabinet – Doors (CETT) or Two-High Tall Cabinet – Doors with Interior Drawers (CETD)



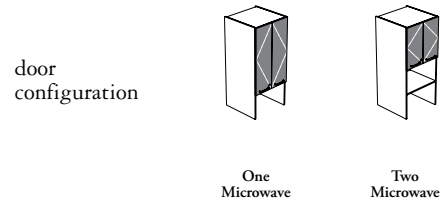
number of locks 2 x 2 x

Tall Cabinet – Microwave Section(s) and Doors (CEMS) or Tall Cabinet – Microwave Section and Doors with Interior Drawers (CEMD)



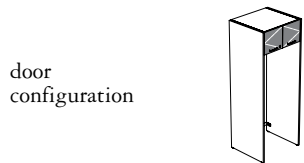
number of locks 2 x 2 x 2 x

Countertop Cabinet – Microwave Section(s) and Doors (CECM)



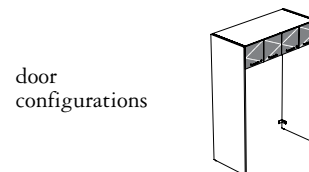
number of locks 1 x 1 x

Cabinet Kit for One Appliance – Doors (CEKO)



number of locks 1 x

Cabinet Kit for Two Appliances – Doors (CEKT)



number of locks 2 x

Lockable Double Doors
 Lockable Single Door
 Not Lockable

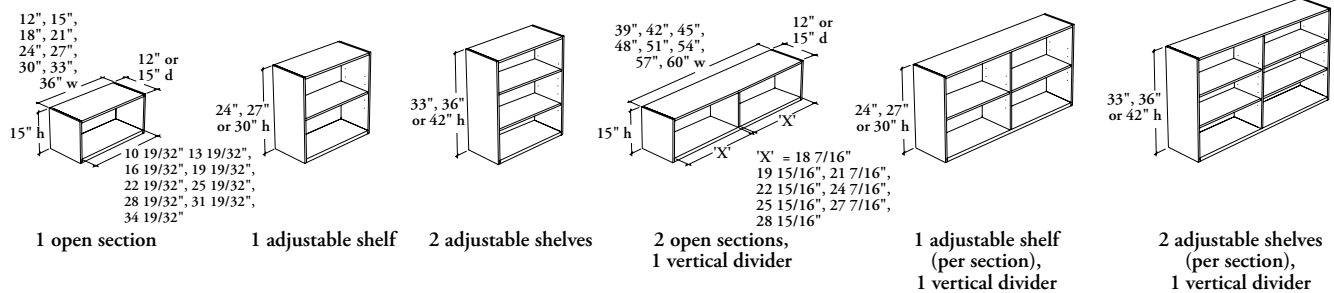
cabinets product offering

The following illustrates Expansion Casework+ cabinet and open section widths.

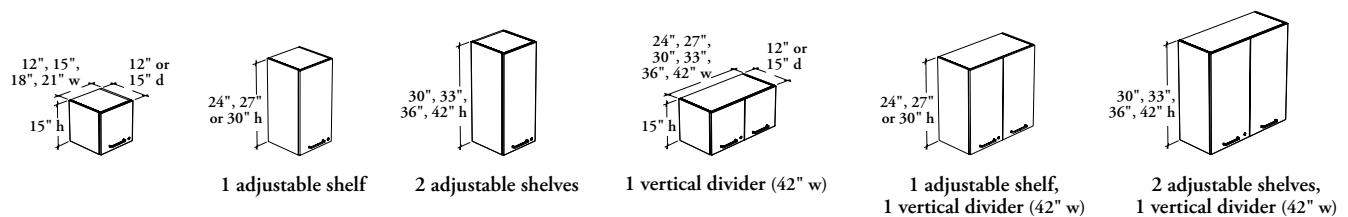
⚠ All dimensions shown are actual

upper cabinets

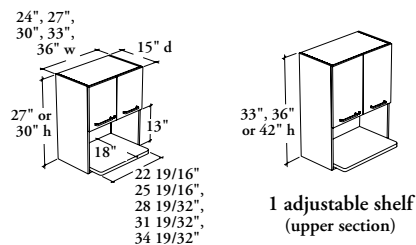
Upper Cabinet – Open (CEUO)



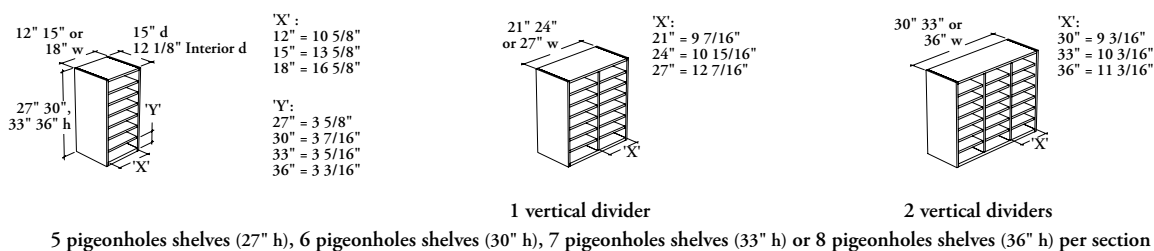
Upper Cabinet – Door(s) (CEUS) & Upper Cabinet – Glass Door(s) (CEUG)



Upper Cabinet – Microwave Section and Doors (CEUMS)



Upper Cabinet – Pigeonholes (CEUPL)

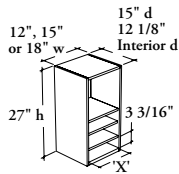


cabinets product offering (continued)

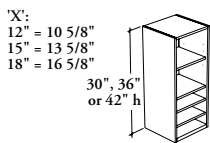
! All dimensions shown are actual

upper cabinets (continued)

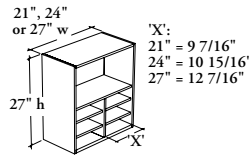
Upper Cabinet – Pigeonholes Section and Open (CEUPO)



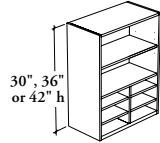
1 open section,
2 pigeonholes
shelves (per section)



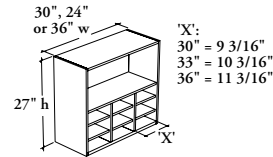
1 adjustable shelf,
2 pigeonholes
shelves (per section)



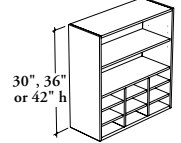
1 open section,
1 vertical divider
2 pigeonholes
shelves (per section)



1 adjustable shelf,
1 vertical divider
2 pigeonholes
shelves (per section)

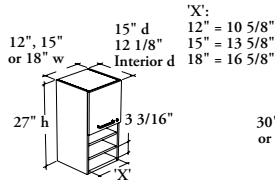


1 open section,
2 dividers
2 pigeonholes
shelves (per section)

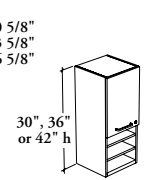


1 adjustable shelf,
2 vertical dividers,
2 pigeonholes
shelves (per section)

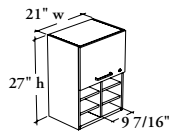
Upper Cabinet – Pigeonholes Section and Door(s) (CEUPS)



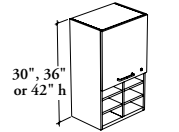
2 pigeonholes
shelves (per section)



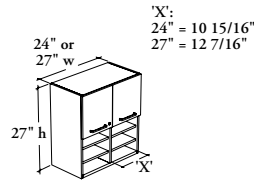
1 adjustable shelf,
2 pigeonholes
shelves (per section)



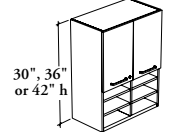
1 adjustable shelf,
1 vertical divider
2 pigeonholes
shelves (per section)



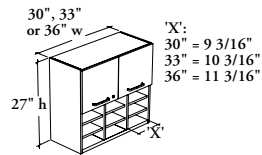
1 vertical divider
2 pigeonholes
shelves (per section)



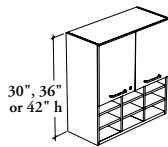
1 vertical divider
2 pigeonholes
shelves (per section)



1 adjustable shelf,
1 vertical divider
2 pigeonholes
shelves (per section)

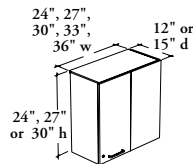


2 vertical dividers
2 pigeonholes
shelves (per section)

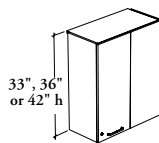


1 adjustable shelf,
2 vertical dividers,
2 pigeonholes
shelves (per section)

Upper Cabinet for Blind Corner – Door (CEUCS) & Upper Cabinet for Blind Corner – Glass Door (CEUCG)



1 adjustable shelf



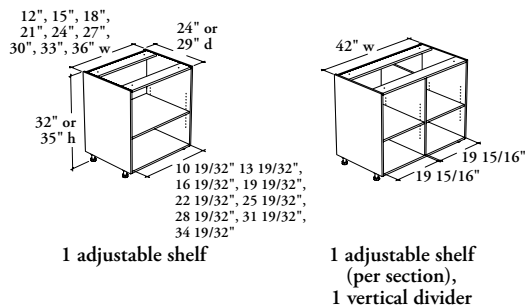
2 adjustable shelves

cabinets product offering (continued)

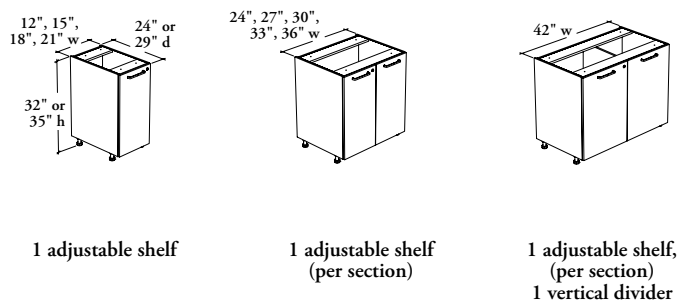
⚠ All dimensions shown are actual

base cabinets

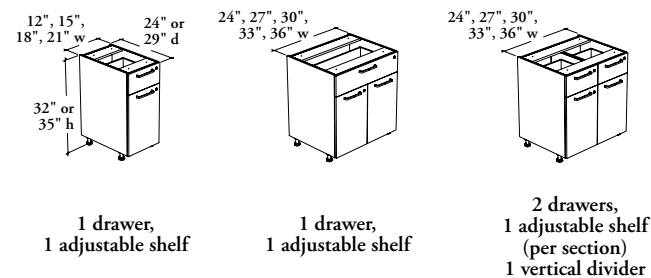
Base Cabinet – Open (CEBO)



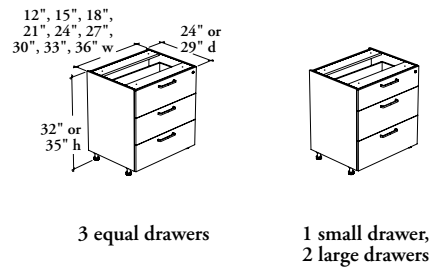
Base Cabinet – Door(s) (CEBS)



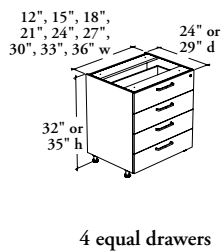
Base Cabinet – Door(s) and Drawer(s) (CEBDS)



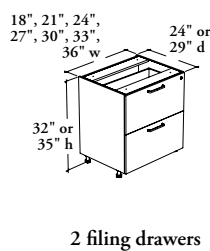
Base Cabinet – Three Drawers (CEBDT)



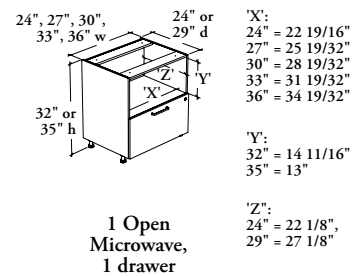
Base Cabinet – Four Drawers (CEBDF)



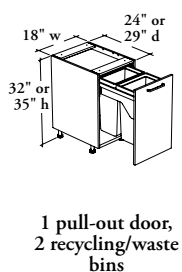
Base Cabinet – Filing Drawers (CEBDLF)



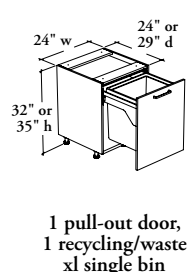
Base Cabinet – Microwave Section and Drawer (CEBMD)



Base Cabinet – Pull-Out Recycling/Disposal Center – Dual Bins (CEBWPD)



Base Base Cabinet – Pull-Out Recycling/Disposal Center – XL Single Bin (CEBWPX)

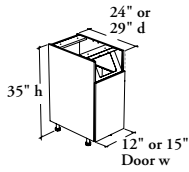


cabinets product offering (continued)

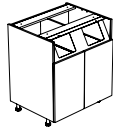
! All dimensions shown are actual

base cabinets (continued)

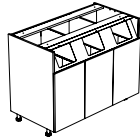
Base Cabinet – Open Recycling/Disposal Center (CEBWU)



1 open recycling/
disposal section,
1 recycling/waste
bin

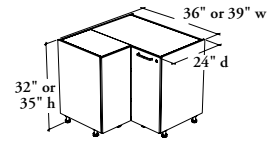


2 open recycling/
disposal sections,
1 recycling/waste
bin (per section)



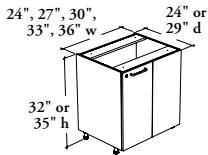
3 open recycling/
disposal sections,
1 recycling/waste
bin (per section)

Base Cabinet for Standard Corner – Door (CEBCAS)



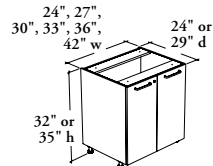
2 adjustable
shelves

Base Cabinet for Blind Corner – Door (CEBCBS)



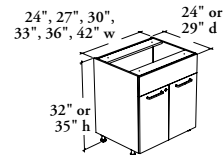
1 door,
1 fixed panel,
1 adjustable shelf

Base Cabinet for Sink – Doors (CEBKBS)



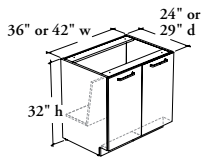
2 doors

Base Cabinet for Sink – Doors and False Front (CEBKFS)



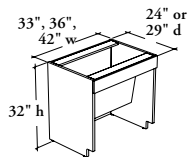
2 doors,
1 false front

Base Cabinet for Sink – People with Reduced Mobility – Doors (CEBKRS)



2 doors

Base Cabinet for Sink – People with Reduced Mobility – Open (CEBKRO)

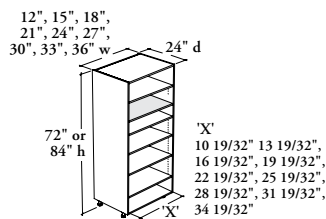


cabinets product offering (continued)

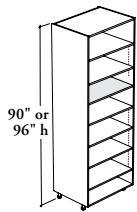
- All dimensions shown are actual
- For more details on interior clearance between shelves or microwave/appliance section(s), refer to page 62

storage cabinets

Tall Cabinet – Open (CETO)

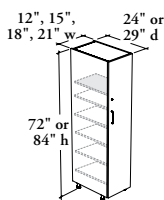


5 adjustable shelves,
1 fixed shelf

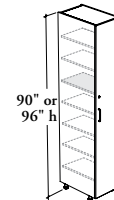


6 adjustable shelves,
1 fixed shelf

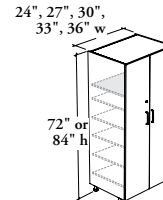
Tall Cabinet – Door(s) (CETS)



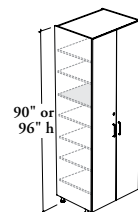
5 adjustable shelves,
1 fixed shelf



6 adjustable shelves,
1 fixed shelf

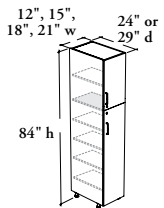


5 adjustable shelves,
1 fixed shelf

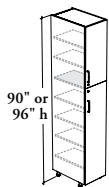


6 adjustable shelves,
1 fixed shelf

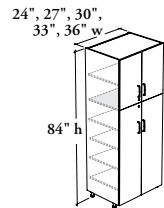
Two-High Tall Cabinet – Doors (CETT)



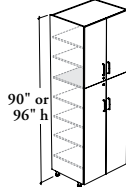
5 adjustable shelves,
1 fixed shelf



6 adjustable shelves,
1 fixed shelf

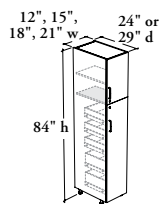


5 adjustable shelves,
1 fixed shelf

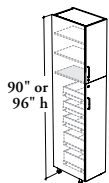


6 adjustable shelves,
1 fixed shelf

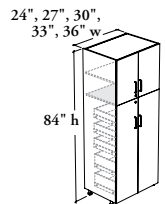
Two-High Tall Cabinet – Doors with Interior Drawers (CETD)



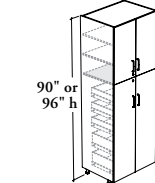
1 adjustable shelf,
1 fixed shelf,
4 interior drawers



2 adjustable shelves,
1 fixed shelf,
4 interior drawers

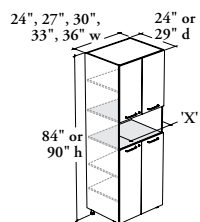


1 adjustable shelf,
1 fixed shelf,
4 interior drawers

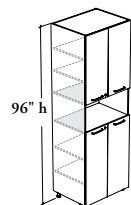


2 adjustable shelves,
1 fixed shelf,
4 interior drawers

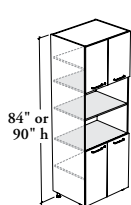
Tall Cabinet – Microwave Section(s) and Doors (CEMS)



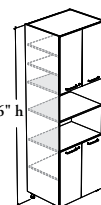
1 open microwave,
3 adjustable shelves



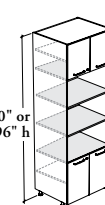
1 open microwave,
4 adjustable shelves



2 opens microwave,
2 adjustable shelves



2 opens microwave,
3 adjustable shelves



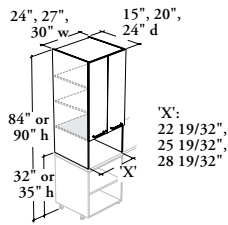
3 opens microwave,
2 adjustable shelves

cabinets product offering (continued)

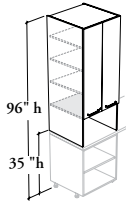
- All dimensions shown are actual
- For more details on interior clearance between shelves or microwave/appliance section(s), refer to page 62

storage cabinets (continued)

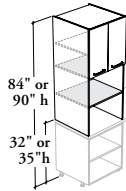
Countertop Cabinet – Microwave Section(s) and Doors (CECM)



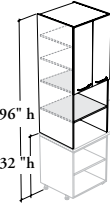
1 open microwave,
2 adjustable shelves



1 open microwave,
3 adjustable shelves

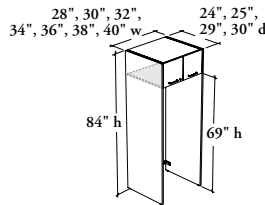


2 opens microwave,
1 adjustable shelf

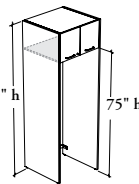


2 opens microwave,
2 adjustable shelves

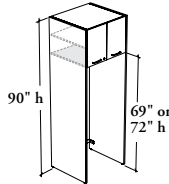
Cabinet Kit for One Appliance – Doors (CEKO)



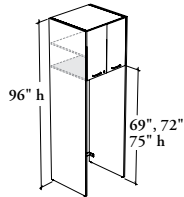
2 doors



2 doors

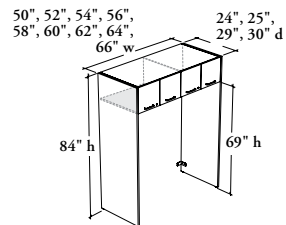


2 doors,
1 adjustable shelf

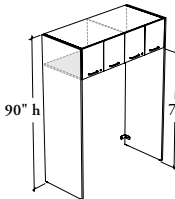


2 doors
1 adjustable shelf

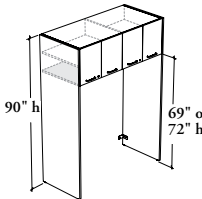
Cabinet Kit for Two Appliances – Doors (CEKT)



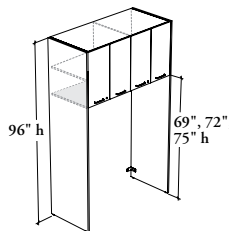
4 doors



4 doors

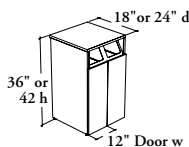


4 doors,
1 adjustable shelf
(per section)

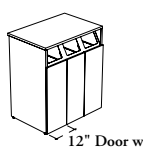


4 doors,
1 adjustable shelf
(per section)

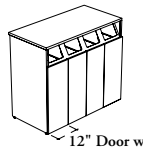
Recycling/Disposal Unit – Standard Bins (CESRUS)



2 open recycling/
disposal sections,
2 standard bins
(per section)

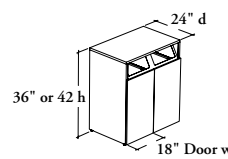


3 open recycling/
disposal sections,
3 standard bins
(per section)

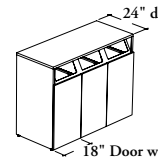


4 open recycling/
disposal sections,
4 standard bins
(per section)

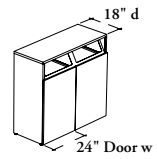
Recycling/Disposal Unit – XL Bins (CESRUX)



2 open recycling/
disposal sections,
2 XL bins
(per section)



3 open recycling/
disposal sections,
3 XL standard bins
(per section)



2 open recycling/
disposal sections,
2 XL bins
(per section)

grain direction

- Woodgrain pattern on the Countertop and Island Countertop run parallel to length of the worksurface
- Door grain direction will always be vertical
- Drawer front grain direction will vary depending on product and finish selected
- The grain direction will be as illustrated below, whether the grain is cathedral, straight, Source Laminate or Flintwood. But only cathedral wood grains will be bookmatched


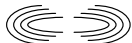
laminate

Source Laminate

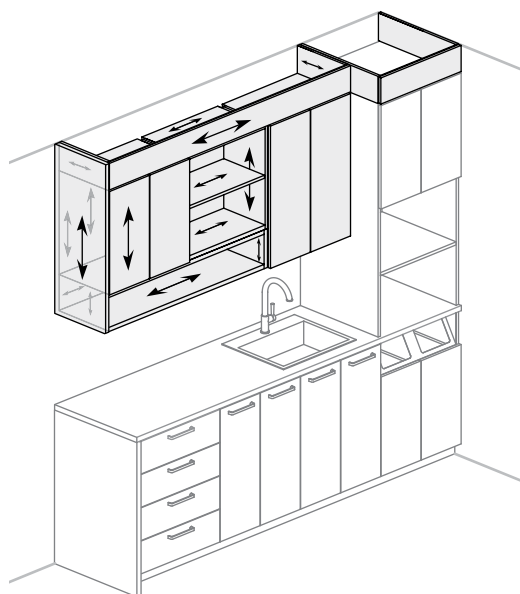
- 3F – 3K – XJ

Foundation Laminate

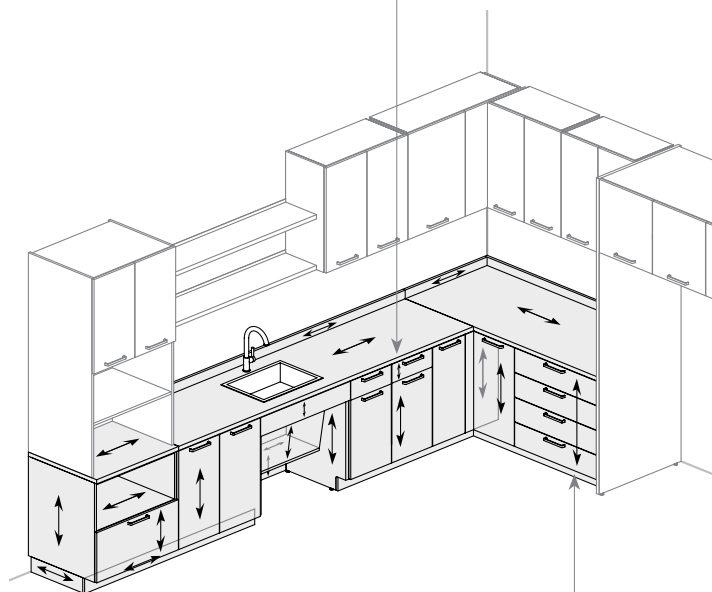
- 2F – 2K – JG

Laminate =  = Grain Direction = 

For colors listed above, the Straight Grain Pattern for door and drawer fronts will be vertical



Upper Cabinets, Top Filler, End Panel & Undercabinet (Shown) or Wall-Mounted Cubby



Base Cabinets, Countertop, Backsplash & Sidesplash

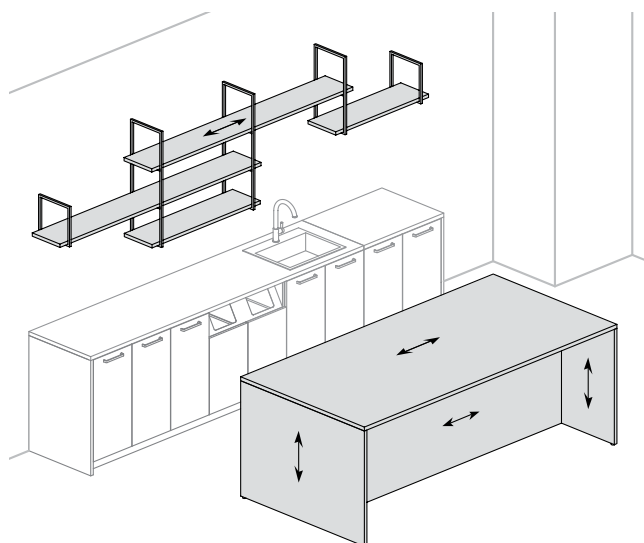
Source Laminate

- 3A – 3D – 3E – 3L – 3M – 3X – 8E – 8R – 8S – XR – 86 – 87 – 88

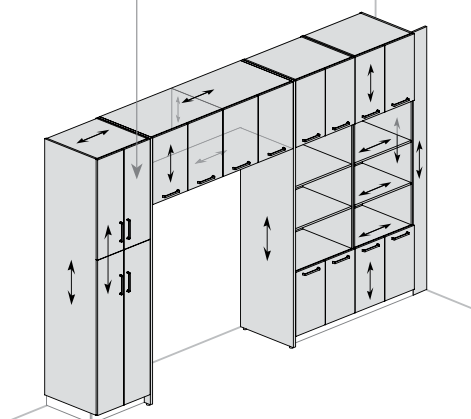
Foundation Laminate

- 2A – 2D – 2E – 2L – 2M – 2X – 7B – 7M – 7S – 7U – 7V – 7Z – YR

For colors listed above, the Cathedral Grain Pattern for door and drawer fronts will be book-matched



Wall-Shelving Unit – Shelves (Shown), Undercabinet Accessory Shelf or Wall-Mounted Shelf, Island Countertop & Island Structure with Gables



Storage Cabinets & Side Filler

grain direction (continued)

flintwood

Flintwood has a rift cut grain pattern



Straight Grain Pattern:

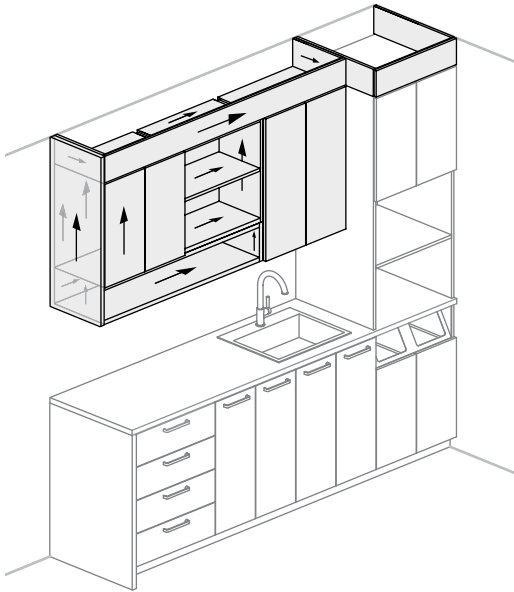
Flintwood

- FC – FD – FM – FN – FX – NR – NT – VA – VB – VZ – 5N – 5P – 5Q – 5R – 5S – 5T – 5V – 5W – 5Z

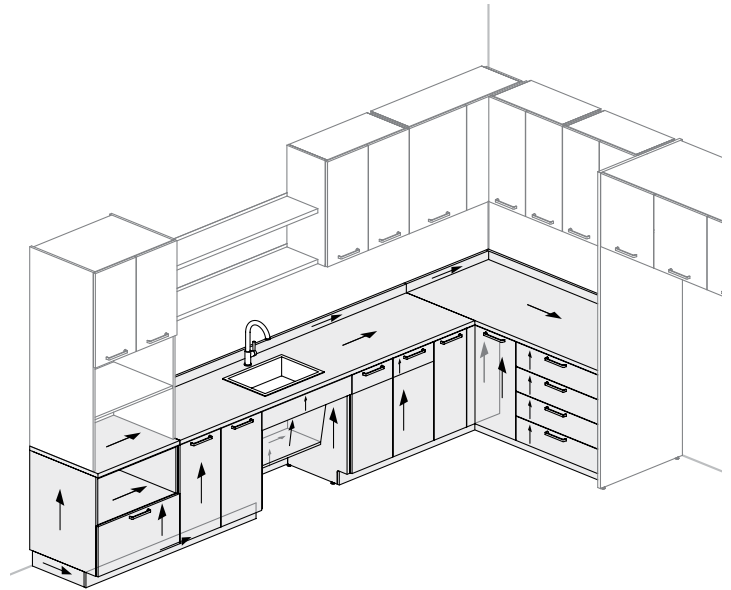
For colors listed above, the Straight Grain Pattern for door and drawer fronts will be vertical

NOTE: When Flintwood fronts are specified on Source Laminate case, fronts will not be bookmatched

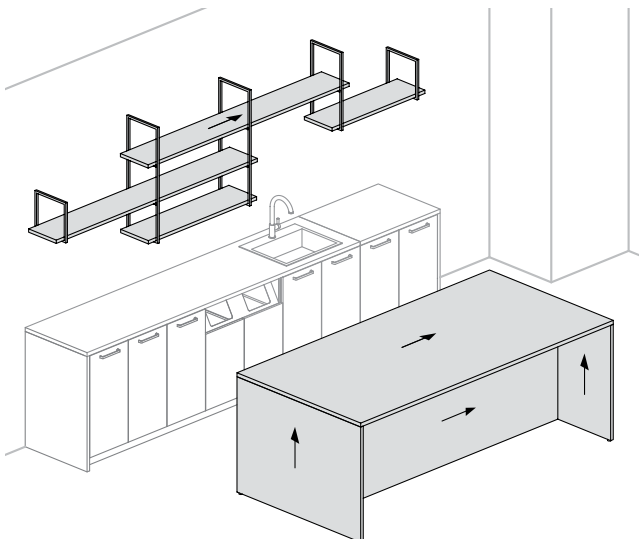
Flintwood =  = Grain Direction = 



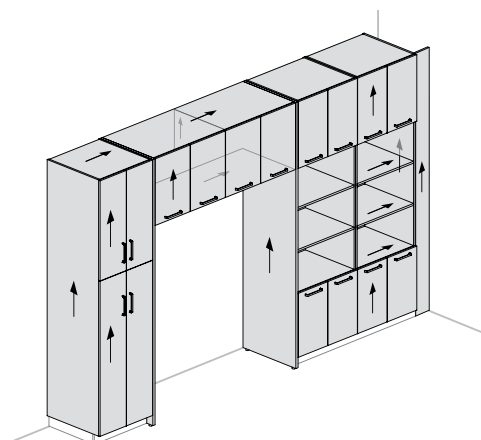
Upper Cabinets, Top Filler, End Panel & Undercabinet (Shown) or Wall-Mounted Cubby



Base Cabinets, Countertop, Backsplash & Sidesplash



Wall-Shelving Unit – Shelves (Shown), Undercabinet Accessory Shelf or Wall-Mounted Shelf, Island Countertop & Island Structure with Gables



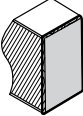
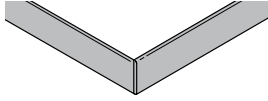
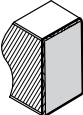

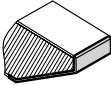
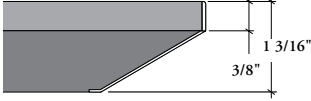
Storage Cabinets & Side Filler

edge trim style overview

The chart below indicates which edge trim styles can be specified with countertop and shelf finishes.

❗ The Flintwood Flat Trim (9) always match surface color finish

edge trim chart

| edge on product | description | source laminate, foundation laminate or grade 2 laminate worksurface finish | flintwood worksurface finish | Applicable with products... |
|---|---|---|------------------------------|----------------------------------|
|  <p>Flat Trim (8)</p> | <p>Straight Corner Style</p>  <p>1.5 mm thick on all edges</p> | Yes | n/a | CEWCT CEWIC CEAWS CEASS |
|  <p>Flintwood Flat Trim (9)</p> | <p>Straight Corner Style</p>  <p>1.4 mm thick on all edges</p> | n/a | Yes | CEWCT CEWIC CEAWS CEASS |
|  <p>Full Knife Trim (F) (Only available with Knife Edge (V))</p> | <p>Straight Corner Style</p>  <p>1.5 mm thick on all edges</p> | Yes | n/a | CEAWS |

price & product guide

price & product guide

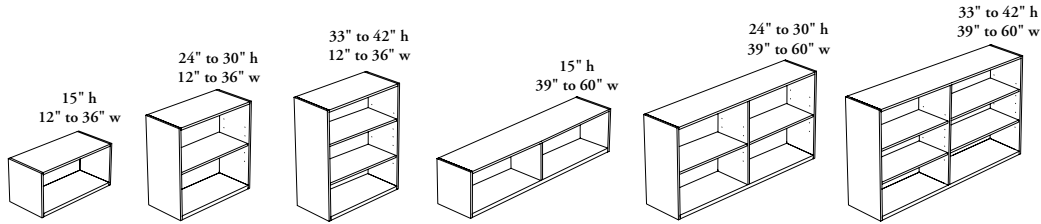
| | |
|----------------------------------|-----|
| UPPER CABINETS | 139 |
| BASE CABINETS | 187 |
| STORAGE CABINETS. | 221 |
| COUNTERTOPS & SUPPORTS | 295 |
| FINISHING COMPONENTS | 323 |
| ACCESSORIES | 355 |

upper cabinets

upper cabinets product map

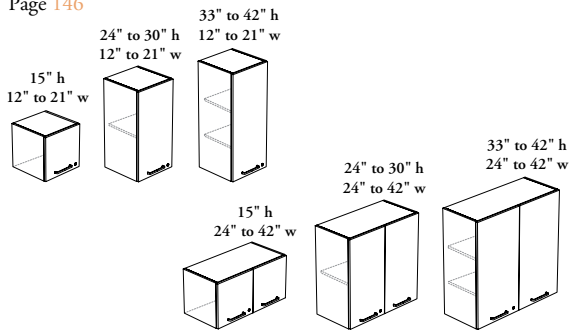
CEUO Upper Cabinet – Open

Page 142



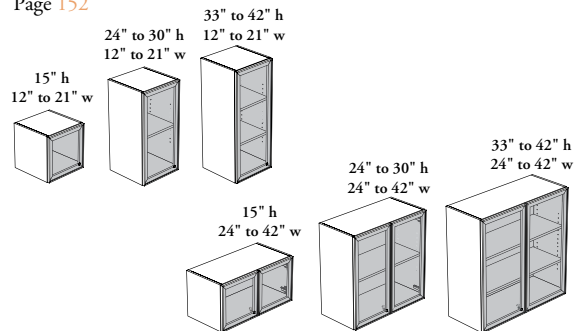
CEUS Upper Cabinet – Door(s)

Page 146



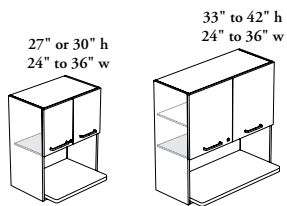
CEUG Upper Cabinet – Glass Door(s)

Page 152



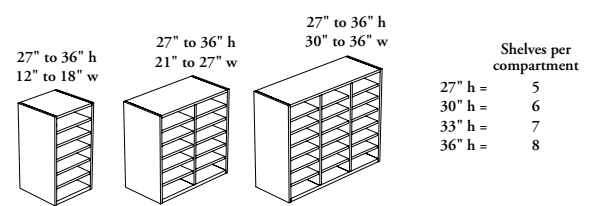
CEUMS Upper Cabinet – Microwave Section and Doors

Page 158



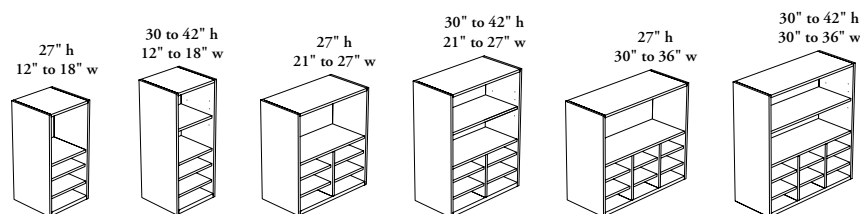
CEUPL Upper Cabinet – Pigeonholes

Page 160



CEUPO Upper Cabinet – Pigeonholes Section and Open

Page 162

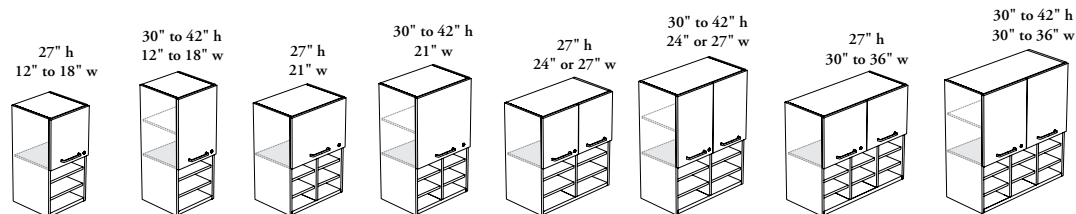


upper cabinets

upper cabinets product map

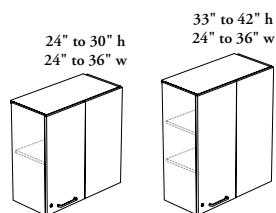
CEUPS Upper Cabinet – Pigeonholes Section and Door(s)

Page 164



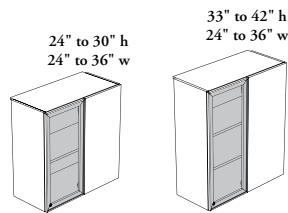
CEUCS Upper Cabinet for Blind Corner – Door

Page 168



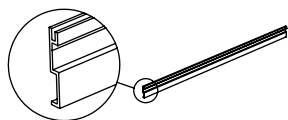
CEUCG Upper Cabinet for Blind Corner – Glass Door

Page 172



CEUR Wall-Mounted Rail for Upper Cabinet

Page 176

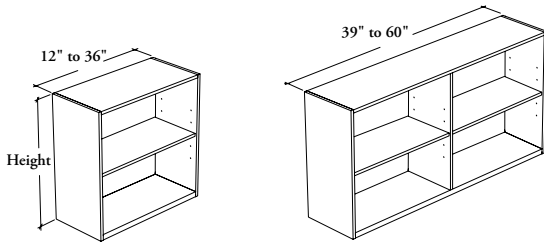


upper cabinets

Xpress

CEUO

Upper Cabinet – Open



WHAT'S INCLUDED

1 upper cabinet, mounting hardware and shelf(ves) per compartment listed below:

| Adjust. or Fixed Shelf(ves) | 12" to 36" w | 39" to 60" w 1 Vertical Divider |
|-----------------------------|--------------|------------------------------------|
| 15" h | n/a | n/a |
| 24" or 30" h (Shown) | 1 | 1 |
| 33" to 42" h | 2 | 2 |

WHAT'S EXCLUDED

Wall-Mounted Rail for Upper Cabinet (CEUR) and Recessed LED Light (CEALED).

NOTES

Light Management with Groove Connection – None (X) is **not** available when 12" to 21" width cabinet is specified.

Light Management with Groove Connection – Left (L) or – Right (R) are **not** available when 12" or 15" width with 15" height is specified.

An Integrated End Panel **cannot** be specified on the same side as a groove connection in the Light Management options.

When Adjustable (A) Shelf Style is specified, holes at 3" intervals allow for shelf adjustment.

Additional Shelves for Cabinet (CEACS) are available for 24" to 42" height cabinets and must be specified separately.

Xpress See *Xpress Program* and/or specification software for finishes availability.

PRODUCT OPTIONS

| Depth | Width | Height | Light Management | Integrated End Panel | Shelf Style | Case Finish | Back Panel Finish |
|--------|--|----------------------------|---|---|--|---|---|
| 12, 15 | 12, 15, 18, 21, 24, 27, 30, 33, 36, 39, 42, 45, 48, 51, 54, 57, 60 | 15, 24, 27, 30, 33, 36, 42 | B Groove Connection – Both Sides L Groove Connection – Left R Groove Connection – Right X Groove Connection – None N No Light Management | B End Panel – Both Sides L End Panel – Left R End Panel – Right N End Panel – None | A Adjustable F Fixed N Not Applicable | Source Laminate Flintwood (No Cathedral) | Source Laminate Flintwood (No Cathedral) |

SAMPLE ORDER CODE

| | | | | | | | |
|---------|----|----|---|---|---|----|----|
| CEUO 15 | 24 | 30 | N | B | F | 3G | 3G |
|---------|----|----|---|---|---|----|----|

DIMENSIONS INCHES / MM

| D | W | H |
|----------|----------|-----------|
| 12 / 305 | 12 / 305 | 15 / 381 |
| 12 / 305 | 12 / 305 | 24 / 610 |
| 12 / 305 | 12 / 305 | 27 / 686 |
| 12 / 305 | 12 / 305 | 30 / 762 |
| 12 / 305 | 12 / 305 | 33 / 838 |
| 12 / 305 | 12 / 305 | 36 / 914 |
| 12 / 305 | 12 / 305 | 42 / 1067 |
| 12 / 305 | 15 / 381 | 15 / 381 |
| 12 / 305 | 15 / 381 | 24 / 610 |
| 12 / 305 | 15 / 381 | 27 / 686 |
| 12 / 305 | 15 / 381 | 30 / 762 |
| 12 / 305 | 15 / 381 | 33 / 838 |
| 12 / 305 | 15 / 381 | 36 / 914 |
| 12 / 305 | 15 / 381 | 42 / 1067 |

PRICING

| SOURCE LAMINATE CASE | | FLINTWOOD CASE | |
|----------------------|-----------|-----------------|-----------|
| BACK PANEL FINISH | | | |
| Source Laminate | Flintwood | Source Laminate | Flintwood |
| 439 | 1328 | 439 | 1328 |
| 518 | 1533 | 518 | 1533 |
| 537 | 1596 | 537 | 1596 |
| 555 | 1658 | 555 | 1658 |
| 597 | 1721 | 597 | 1721 |
| 615 | 1785 | 615 | 1785 |
| 652 | 1958 | 652 | 1958 |
| 458 | 1363 | 458 | 1363 |
| 544 | 1584 | 544 | 1584 |
| 563 | 1651 | 563 | 1651 |
| 582 | 1717 | 582 | 1717 |
| 630 | 1785 | 630 | 1785 |
| 649 | 1851 | 649 | 1851 |
| 688 | 2033 | 688 | 2033 |

DIMENSIONS INCHES / MM

| D | W | H |
|----------|----------|-----------|
| 12 / 305 | 18 / 457 | 15 / 381 |
| 12 / 305 | 18 / 457 | 24 / 610 |
| 12 / 305 | 18 / 457 | 27 / 686 |
| 12 / 305 | 18 / 457 | 30 / 762 |
| 12 / 305 | 18 / 457 | 33 / 838 |
| 12 / 305 | 18 / 457 | 36 / 914 |
| 12 / 305 | 18 / 457 | 42 / 1067 |
| 12 / 305 | 21 / 533 | 15 / 381 |
| 12 / 305 | 21 / 533 | 24 / 610 |
| 12 / 305 | 21 / 533 | 27 / 686 |
| 12 / 305 | 21 / 533 | 30 / 762 |
| 12 / 305 | 21 / 533 | 33 / 838 |
| 12 / 305 | 21 / 533 | 36 / 914 |
| 12 / 305 | 21 / 533 | 42 / 1067 |

PRICING

| SOURCE LAMINATE CASE | | FLINTWOOD CASE | |
|----------------------|-----------|-----------------|-----------|
| Source Laminate | Flintwood | Source Laminate | Flintwood |
| 477 | 1397 | 477 | 1397 |
| 570 | 1634 | 570 | 1634 |
| 590 | 1705 | 590 | 1705 |
| 611 | 1776 | 611 | 1776 |
| 662 | 1847 | 662 | 1847 |
| 683 | 1918 | 683 | 1918 |
| 724 | 2109 | 724 | 2109 |
| 496 | 1432 | 496 | 1432 |
| 596 | 1684 | 596 | 1684 |
| 618 | 1760 | 618 | 1760 |
| 639 | 1835 | 639 | 1835 |
| 695 | 1909 | 695 | 1909 |
| 716 | 1985 | 716 | 1985 |
| 759 | 2184 | 759 | 2184 |

Pricing is continued on the following page.

CEUO

Upper Cabinet – Open (Continued)

DIMENSIONS
INCHES / MM

PRICING

DIMENSIONS
INCHES / MM

PRICING

SOURCE LAMINATE CASE FLINTWOOD CASE

SOURCE LAMINATE CASE FLINTWOOD CASE

BACK PANEL FINISH

| D | W | H |
|----------|-----------|-----------|
| 12 / 305 | 24 / 610 | 15 / 381 |
| 12 / 305 | 24 / 610 | 24 / 610 |
| 12 / 305 | 24 / 610 | 27 / 686 |
| 12 / 305 | 24 / 610 | 30 / 762 |
| 12 / 305 | 24 / 610 | 33 / 838 |
| 12 / 305 | 24 / 610 | 36 / 914 |
| 12 / 305 | 24 / 610 | 42 / 1067 |
| 12 / 305 | 27 / 686 | 15 / 381 |
| 12 / 305 | 27 / 686 | 24 / 610 |
| 12 / 305 | 27 / 686 | 27 / 686 |
| 12 / 305 | 27 / 686 | 30 / 762 |
| 12 / 305 | 27 / 686 | 33 / 838 |
| 12 / 305 | 27 / 686 | 36 / 914 |
| 12 / 305 | 27 / 686 | 42 / 1067 |
| 12 / 305 | 30 / 762 | 15 / 381 |
| 12 / 305 | 30 / 762 | 24 / 610 |
| 12 / 305 | 30 / 762 | 27 / 686 |
| 12 / 305 | 30 / 762 | 30 / 762 |
| 12 / 305 | 30 / 762 | 33 / 838 |
| 12 / 305 | 30 / 762 | 36 / 914 |
| 12 / 305 | 30 / 762 | 42 / 1067 |
| 12 / 305 | 33 / 838 | 15 / 381 |
| 12 / 305 | 33 / 838 | 24 / 610 |
| 12 / 305 | 33 / 838 | 27 / 686 |
| 12 / 305 | 33 / 838 | 30 / 762 |
| 12 / 305 | 33 / 838 | 33 / 838 |
| 12 / 305 | 33 / 838 | 36 / 914 |
| 12 / 305 | 33 / 838 | 42 / 1067 |
| 12 / 305 | 36 / 914 | 15 / 381 |
| 12 / 305 | 36 / 914 | 24 / 610 |
| 12 / 305 | 36 / 914 | 27 / 686 |
| 12 / 305 | 36 / 914 | 30 / 762 |
| 12 / 305 | 36 / 914 | 33 / 838 |
| 12 / 305 | 36 / 914 | 36 / 914 |
| 12 / 305 | 36 / 914 | 42 / 1067 |
| 12 / 305 | 39 / 991 | 15 / 381 |
| 12 / 305 | 39 / 991 | 24 / 610 |
| 12 / 305 | 39 / 991 | 27 / 686 |
| 12 / 305 | 39 / 991 | 30 / 762 |
| 12 / 305 | 39 / 991 | 33 / 838 |
| 12 / 305 | 39 / 991 | 36 / 914 |
| 12 / 305 | 39 / 991 | 42 / 1067 |
| 12 / 305 | 42 / 1067 | 15 / 381 |
| 12 / 305 | 42 / 1067 | 24 / 610 |
| 12 / 305 | 42 / 1067 | 27 / 686 |
| 12 / 305 | 42 / 1067 | 30 / 762 |
| 12 / 305 | 42 / 1067 | 33 / 838 |
| 12 / 305 | 42 / 1067 | 36 / 914 |
| 12 / 305 | 42 / 1067 | 42 / 1067 |

| Source Laminate | Flintwood |
|-----------------|-----------|
| 515 | 1466 |
| 622 | 1735 |
| 645 | 1814 |
| 667 | 1893 |
| 728 | 1973 |
| 750 | 2052 |
| 795 | 2260 |
| 534 | 1501 |
| 648 | 1786 |
| 671 | 1869 |
| 695 | 1952 |
| 760 | 2035 |
| 784 | 2119 |
| 831 | 2336 |
| 553 | 1535 |
| 674 | 1836 |
| 699 | 1924 |
| 723 | 2011 |
| 794 | 2099 |
| 818 | 2186 |
| 867 | 2411 |
| 572 | 1570 |
| 700 | 1887 |
| 726 | 1978 |
| 751 | 2070 |
| 826 | 2161 |
| 852 | 2253 |
| 903 | 2487 |
| 591 | 1604 |
| 726 | 1938 |
| 753 | 2033 |
| 780 | 2128 |
| 858 | 2224 |
| 885 | 2320 |
| 938 | 2562 |
| 637 | 1769 |
| 791 | 2386 |
| 822 | 2524 |
| 853 | 2661 |
| 938 | 2799 |
| 969 | 2937 |
| 1031 | 3155 |
| 660 | 1804 |
| 826 | 2431 |
| 858 | 2571 |
| 889 | 2712 |
| 982 | 2853 |
| 1014 | 2994 |
| 1078 | 3222 |

| D | W | H |
|----------|-----------|-----------|
| 12 / 305 | 45 / 1143 | 15 / 381 |
| 12 / 305 | 45 / 1143 | 24 / 610 |
| 12 / 305 | 45 / 1143 | 27 / 686 |
| 12 / 305 | 45 / 1143 | 30 / 762 |
| 12 / 305 | 45 / 1143 | 33 / 838 |
| 12 / 305 | 45 / 1143 | 36 / 914 |
| 12 / 305 | 45 / 1143 | 42 / 1067 |
| 12 / 305 | 48 / 1219 | 15 / 381 |
| 12 / 305 | 48 / 1219 | 24 / 610 |
| 12 / 305 | 48 / 1219 | 27 / 686 |
| 12 / 305 | 48 / 1219 | 30 / 762 |
| 12 / 305 | 48 / 1219 | 33 / 838 |
| 12 / 305 | 48 / 1219 | 36 / 914 |
| 12 / 305 | 48 / 1219 | 42 / 1067 |
| 12 / 305 | 51 / 1295 | 15 / 381 |
| 12 / 305 | 51 / 1295 | 24 / 610 |
| 12 / 305 | 51 / 1295 | 27 / 686 |
| 12 / 305 | 51 / 1295 | 30 / 762 |
| 12 / 305 | 51 / 1295 | 33 / 838 |
| 12 / 305 | 51 / 1295 | 36 / 914 |
| 12 / 305 | 51 / 1295 | 42 / 1067 |
| 12 / 305 | 54 / 1372 | 15 / 381 |
| 12 / 305 | 54 / 1372 | 24 / 610 |
| 12 / 305 | 54 / 1372 | 27 / 686 |
| 12 / 305 | 54 / 1372 | 30 / 762 |
| 12 / 305 | 54 / 1372 | 33 / 838 |
| 12 / 305 | 54 / 1372 | 36 / 914 |
| 12 / 305 | 54 / 1372 | 42 / 1067 |
| 12 / 305 | 57 / 1448 | 15 / 381 |
| 12 / 305 | 57 / 1448 | 24 / 610 |
| 12 / 305 | 57 / 1448 | 27 / 686 |
| 12 / 305 | 57 / 1448 | 30 / 762 |
| 12 / 305 | 57 / 1448 | 33 / 838 |
| 12 / 305 | 57 / 1448 | 36 / 914 |
| 12 / 305 | 57 / 1448 | 42 / 1067 |
| 12 / 305 | 60 / 1524 | 15 / 381 |
| 12 / 305 | 60 / 1524 | 24 / 610 |
| 12 / 305 | 60 / 1524 | 27 / 686 |
| 12 / 305 | 60 / 1524 | 30 / 762 |
| 12 / 305 | 60 / 1524 | 33 / 838 |
| 12 / 305 | 60 / 1524 | 36 / 914 |
| 12 / 305 | 60 / 1524 | 42 / 1067 |

| Source Laminate | Flintwood |
|-----------------|-----------|
| 685 | 1841 |
| 860 | 2475 |
| 894 | 2620 |
| 926 | 2763 |
| 1026 | 2908 |
| 1060 | 3051 |
| 1125 | 3290 |
| 709 | 1876 |
| 894 | 2520 |
| 928 | 2667 |
| 961 | 2814 |
| 1070 | 2961 |
| 1104 | 3108 |
| 1172 | 3357 |
| 733 | 1912 |
| 929 | 2566 |
| 965 | 2716 |
| 999 | 2866 |
| 1114 | 3016 |
| 1150 | 3166 |
| 1219 | 3427 |
| 757 | 1948 |
| 963 | 2609 |
| 999 | 2762 |
| 1035 | 2916 |
| 1157 | 3069 |
| 1193 | 3222 |
| 1265 | 3494 |
| 782 | 1984 |
| 998 | 2655 |
| 1035 | 2811 |
| 1071 | 2968 |
| 1202 | 3124 |
| 1239 | 3281 |
| 1312 | 3562 |
| 805 | 2019 |
| 1032 | 2699 |
| 1071 | 2858 |
| 1108 | 3018 |
| 1245 | 3177 |
| 1283 | 3337 |
| 1359 | 3629 |

Pricing is continued on the following page.

upper cabinets

Xpress

CEUO

Upper Cabinet – Open (Continued)

DIMENSIONS INCHES / MM

PRICING

DIMENSIONS INCHES / MM

PRICING

| | | | SOURCE LAMINATE CASE | FLINTWOOD CASE | | | | SOURCE LAMINATE CASE | FLINTWOOD CASE |
|----------|----------|-----------|----------------------|----------------|----------|-----------|-----------|----------------------|----------------|
| | | | BACK PANEL FINISH | | | | | | |
| D | W | H | Source Laminate | Fintwood | D | W | H | Source Laminate | Fintwood |
| 15 / 381 | 12 / 305 | 15 / 381 | 460 | 1368 | 15 / 381 | 33 / 838 | 15 / 381 | 610 | 1641 |
| 15 / 381 | 12 / 305 | 24 / 610 | 547 | 1605 | 15 / 381 | 33 / 838 | 24 / 610 | 747 | 2004 |
| 15 / 381 | 12 / 305 | 27 / 686 | 565 | 1703 | 15 / 381 | 33 / 838 | 27 / 686 | 774 | 2150 |
| 15 / 381 | 12 / 305 | 30 / 762 | 583 | 1802 | 15 / 381 | 33 / 838 | 30 / 762 | 800 | 2296 |
| 15 / 381 | 12 / 305 | 33 / 838 | 629 | 1901 | 15 / 381 | 33 / 838 | 33 / 838 | 885 | 2441 |
| 15 / 381 | 12 / 305 | 36 / 914 | 647 | 1999 | 15 / 381 | 33 / 838 | 36 / 914 | 912 | 2588 |
| 15 / 381 | 12 / 305 | 42 / 1067 | 682 | 2322 | 15 / 381 | 33 / 838 | 42 / 1067 | 965 | 3057 |
| 15 / 381 | 15 / 381 | 15 / 381 | 481 | 1407 | 15 / 381 | 36 / 914 | 15 / 381 | 631 | 1680 |
| 15 / 381 | 15 / 381 | 24 / 610 | 576 | 1662 | 15 / 381 | 36 / 914 | 24 / 610 | 776 | 2062 |
| 15 / 381 | 15 / 381 | 27 / 686 | 595 | 1768 | 15 / 381 | 36 / 914 | 27 / 686 | 804 | 2214 |
| 15 / 381 | 15 / 381 | 30 / 762 | 614 | 1873 | 15 / 381 | 36 / 914 | 30 / 762 | 832 | 2367 |
| 15 / 381 | 15 / 381 | 33 / 838 | 666 | 1978 | 15 / 381 | 36 / 914 | 33 / 838 | 922 | 2519 |
| 15 / 381 | 15 / 381 | 36 / 914 | 685 | 2083 | 15 / 381 | 36 / 914 | 36 / 914 | 950 | 2671 |
| 15 / 381 | 15 / 381 | 42 / 1067 | 723 | 2428 | 15 / 381 | 36 / 914 | 42 / 1067 | 1006 | 3162 |
| 15 / 381 | 18 / 457 | 15 / 381 | 503 | 1446 | 15 / 381 | 39 / 991 | 15 / 381 | 684 | 1858 |
| 15 / 381 | 18 / 457 | 24 / 610 | 605 | 1720 | 15 / 381 | 39 / 991 | 24 / 610 | 849 | 2534 |
| 15 / 381 | 18 / 457 | 27 / 686 | 625 | 1832 | 15 / 381 | 39 / 991 | 27 / 686 | 882 | 2753 |
| 15 / 381 | 18 / 457 | 30 / 762 | 646 | 1944 | 15 / 381 | 39 / 991 | 30 / 762 | 914 | 2973 |
| 15 / 381 | 18 / 457 | 33 / 838 | 702 | 2056 | 15 / 381 | 39 / 991 | 33 / 838 | 1014 | 3193 |
| 15 / 381 | 18 / 457 | 36 / 914 | 723 | 2168 | 15 / 381 | 39 / 991 | 36 / 914 | 1046 | 3413 |
| 15 / 381 | 18 / 457 | 42 / 1067 | 763 | 2533 | 15 / 381 | 39 / 991 | 42 / 1067 | 1110 | 3999 |
| 15 / 381 | 21 / 533 | 15 / 381 | 524 | 1485 | 15 / 381 | 42 / 1067 | 15 / 381 | 711 | 1901 |
| 15 / 381 | 21 / 533 | 24 / 610 | 633 | 1776 | 15 / 381 | 42 / 1067 | 24 / 610 | 888 | 2589 |
| 15 / 381 | 21 / 533 | 27 / 686 | 655 | 1895 | 15 / 381 | 42 / 1067 | 27 / 686 | 922 | 2815 |
| 15 / 381 | 21 / 533 | 30 / 762 | 676 | 2013 | 15 / 381 | 42 / 1067 | 30 / 762 | 955 | 3042 |
| 15 / 381 | 21 / 533 | 33 / 838 | 739 | 2132 | 15 / 381 | 42 / 1067 | 33 / 838 | 1064 | 3267 |
| 15 / 381 | 21 / 533 | 36 / 914 | 761 | 2251 | 15 / 381 | 42 / 1067 | 36 / 914 | 1097 | 3494 |
| 15 / 381 | 21 / 533 | 42 / 1067 | 804 | 2637 | 15 / 381 | 42 / 1067 | 42 / 1067 | 1164 | 4104 |
| 15 / 381 | 24 / 610 | 15 / 381 | 545 | 1524 | 15 / 381 | 45 / 1143 | 15 / 381 | 739 | 1945 |
| 15 / 381 | 24 / 610 | 24 / 610 | 662 | 1833 | 15 / 381 | 45 / 1143 | 24 / 610 | 929 | 2645 |
| 15 / 381 | 24 / 610 | 27 / 686 | 685 | 1959 | 15 / 381 | 45 / 1143 | 27 / 686 | 964 | 2879 |
| 15 / 381 | 24 / 610 | 30 / 762 | 708 | 2084 | 15 / 381 | 45 / 1143 | 30 / 762 | 998 | 3111 |
| 15 / 381 | 24 / 610 | 33 / 838 | 776 | 2210 | 15 / 381 | 45 / 1143 | 33 / 838 | 1114 | 3343 |
| 15 / 381 | 24 / 610 | 36 / 914 | 799 | 2335 | 15 / 381 | 45 / 1143 | 36 / 914 | 1149 | 3576 |
| 15 / 381 | 24 / 610 | 42 / 1067 | 845 | 2742 | 15 / 381 | 45 / 1143 | 42 / 1067 | 1218 | 4209 |
| 15 / 381 | 27 / 686 | 15 / 381 | 567 | 1563 | 15 / 381 | 48 / 1219 | 15 / 381 | 766 | 1988 |
| 15 / 381 | 27 / 686 | 24 / 610 | 690 | 1891 | 15 / 381 | 48 / 1219 | 24 / 610 | 969 | 2702 |
| 15 / 381 | 27 / 686 | 27 / 686 | 714 | 2023 | 15 / 381 | 48 / 1219 | 27 / 686 | 1005 | 2940 |
| 15 / 381 | 27 / 686 | 30 / 762 | 738 | 2155 | 15 / 381 | 48 / 1219 | 30 / 762 | 1041 | 3179 |
| 15 / 381 | 27 / 686 | 33 / 838 | 812 | 2287 | 15 / 381 | 48 / 1219 | 33 / 838 | 1165 | 3417 |
| 15 / 381 | 27 / 686 | 36 / 914 | 836 | 2420 | 15 / 381 | 48 / 1219 | 36 / 914 | 1201 | 3656 |
| 15 / 381 | 27 / 686 | 42 / 1067 | 884 | 2847 | 15 / 381 | 48 / 1219 | 42 / 1067 | 1273 | 4315 |
| 15 / 381 | 30 / 762 | 15 / 381 | 588 | 1602 | 15 / 381 | 51 / 1295 | 15 / 381 | 794 | 2032 |
| 15 / 381 | 30 / 762 | 24 / 610 | 719 | 1947 | 15 / 381 | 51 / 1295 | 24 / 610 | 1009 | 2758 |
| 15 / 381 | 30 / 762 | 27 / 686 | 745 | 2087 | 15 / 381 | 51 / 1295 | 27 / 686 | 1046 | 3003 |
| 15 / 381 | 30 / 762 | 30 / 762 | 770 | 2226 | 15 / 381 | 51 / 1295 | 30 / 762 | 1083 | 3248 |
| 15 / 381 | 30 / 762 | 33 / 838 | 848 | 2365 | 15 / 381 | 51 / 1295 | 33 / 838 | 1216 | 3493 |
| 15 / 381 | 30 / 762 | 36 / 914 | 874 | 2504 | 15 / 381 | 51 / 1295 | 36 / 914 | 1253 | 3738 |
| 15 / 381 | 30 / 762 | 42 / 1067 | 925 | 2952 | 15 / 381 | 51 / 1295 | 42 / 1067 | 1327 | 4420 |

Pricing is continued on the following page.

CEUO

Upper Cabinet – Open (Continued)

DIMENSIONS
INCHES / MM

PRICING

DIMENSIONS
INCHES / MM

PRICING

| | | | SOURCE LAMINATE CASE | FLINTWOOD CASE | | | | SOURCE LAMINATE CASE | FLINTWOOD CASE |
|----------|-----------|-----------|----------------------|----------------|----------|-----------|-----------|----------------------|----------------|
| | | | BACK PANEL FINISH | | | | | BACK PANEL FINISH | |
| D | W | H | Source Laminate | Fintwood | D | W | H | Source Laminate | Fintwood |
| 15 / 381 | 54 / 1372 | 15 / 381 | 821 | 2075 | 15 / 381 | 60 / 1524 | 15 / 381 | 876 | 2162 |
| 15 / 381 | 54 / 1372 | 24 / 610 | 1048 | 2813 | 15 / 381 | 60 / 1524 | 24 / 610 | 1127 | 2926 |
| 15 / 381 | 54 / 1372 | 27 / 686 | 1087 | 3065 | 15 / 381 | 60 / 1524 | 27 / 686 | 1168 | 3190 |
| 15 / 381 | 54 / 1372 | 30 / 762 | 1125 | 3316 | 15 / 381 | 60 / 1524 | 30 / 762 | 1209 | 3453 |
| 15 / 381 | 54 / 1372 | 33 / 838 | 1266 | 3567 | 15 / 381 | 60 / 1524 | 33 / 838 | 1367 | 3717 |
| 15 / 381 | 54 / 1372 | 36 / 914 | 1304 | 3819 | 15 / 381 | 60 / 1524 | 36 / 914 | 1408 | 3981 |
| 15 / 381 | 54 / 1372 | 42 / 1067 | 1381 | 4525 | 15 / 381 | 60 / 1524 | 42 / 1067 | 1490 | 4736 |
| 15 / 381 | 57 / 1448 | 15 / 381 | 849 | 2119 | | | | | |
| 15 / 381 | 57 / 1448 | 24 / 610 | 1088 | 2871 | | | | | |
| 15 / 381 | 57 / 1448 | 27 / 686 | 1128 | 3127 | | | | | |
| 15 / 381 | 57 / 1448 | 30 / 762 | 1167 | 3385 | | | | | |
| 15 / 381 | 57 / 1448 | 33 / 838 | 1317 | 3643 | | | | | |
| 15 / 381 | 57 / 1448 | 36 / 914 | 1356 | 3900 | | | | | |
| 15 / 381 | 57 / 1448 | 42 / 1067 | 1435 | 4632 | | | | | |

upper cabinets

Xpress

CEUS

Upper Cabinet – Door(s)

WHAT'S INCLUDED

1 upper cabinet, pull(s) (as specified), mounting hardware, locks and keys (as specified) and shelf(ves) per compartment listed below:

| Adjustable Shelf(ves) | 12" to 36" w | 42" w 1 Vertical Divider |
|-----------------------|--------------|-----------------------------|
| 15" h | n/a | n/a |
| 24" or 30" h (Shown) | 1 | 1 |
| 33" to 42" h | 2 | 2 |

WHAT'S EXCLUDED

Wall-Mounted Rail for Upper Cabinet (CEUR) and Recessed LED Light (CEALED).

NOTES

Light Management with Groove Connection – None (X) is **not** available when 12" to 21" width cabinet is specified.

Light Management with Groove Connection – Left (L) or – Right (R) are **not** available when 12" or 15" width with 15" height is specified.

An Integrated End Panel **cannot** be specified on the same side as a groove connection in the Light Management options.

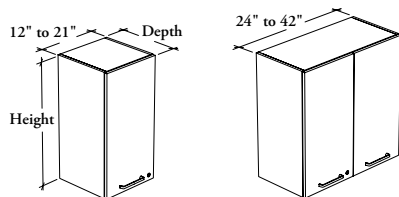
When Flintwood Front Finish is specified, only Not Applicable (NA) Edge Trim Finish is available.

When Stainless (8), Finger Pull (X) or Drilled On-Site – No Pull (Z) Pull Style is specified, Pull Finish is **not** available.

When a shelf is included, holes at 1 1/4" intervals allow for shelf adjustment.

Additional Shelves for Cabinet (CEACS) are available for 24" to 42" height cabinets and must be specified separately.

Xpress See *Xpress Program* and/or specification software for finishes availability.



PRODUCT OPTIONS

| Depth | Width | Height | Light Management | Integrated End Panel | Door Swing Direction | Hinge Style |
|--------|--|----------------------------|---|---|--|--------------------------------|
| 12, 15 | 12, 15, 18, 21, 24, 27, 30, 33, 36, 39, 42 | 15, 24, 27, 30, 33, 36, 42 | B Groove Connection – Both Sides L Groove Connection – Left R Groove Connection – Right X Groove Connection – None N No Light Management | B End Panel – Both Sides (Shown) L End Panel – Left R End Panel – Right N End Panel – None | L Door Swing – Left (Shown) R Door Swing – Right N Not Applicable (Shown) | S Standard – Soft Close |

SAMPLE ORDER CODE

| | | | | | | |
|----------------|-----------|-----------|----------|----------|----------|----------|
| CEUS 15 | 24 | 30 | N | L | N | S |
|----------------|-----------|-----------|----------|----------|----------|----------|

PRODUCT OPTIONS CONTINUED

| Front Finish | Edge Trim Finish | Case Finish | Pull Style | | Pull Finish (If Applicable) | Key Style |
|--------------------------|--------------------------|--------------------------|-----------------------------|------------------------------------|-----------------------------|-------------------------|
| Source Laminate | Edge Trim Colors | Source Laminate | 1 Standard Expansion | M Modern Straight (ADA) | Foundation | K Keyed Alike |
| Foundation Laminate | NA Not Applicable | Flintwood (No Cathedral) | 8 Stainless (ADA) | S Slim (Shown) | Accent | R Keyed Randomly |
| Grade 2 Laminate | | | 9 Rectangular | X Finger Pull | Mica | N No Lock |
| Flintwood (No Cathedral) | | | E Edge – Standard | Z Drilled On-Site – No Pull | | |
| | | | F Edge – Small | | | |

SAMPLE ORDER CODE CONTINUED

| | | | | | |
|-----------|-----------|-----------|----------|--|----------|
| 3G | 4G | 3G | 8 | | K |
|-----------|-----------|-----------|----------|--|----------|

See Pricing on the following page.

CEUS
Upper Cabinet – Door(s)
(Continued)

DIMENSIONS
INCHES / MM

PRICING

| DIMENSIONS | | | LEFT (L) OR RIGHT (R) DOOR SWING | | | | | |
|-------------|----------|-----------|----------------------------------|---------------------------|------------------------|-----------------|-----------------|-----------|
| | | | SOURCE LAMINATE FRONT | FOUNDATION LAMINATE FRONT | GRADE 2 LAMINATE FRONT | FLINTWOOD FRONT | | |
| CASE FINISH | | | | | | | | |
| D | W | H | Source Laminate | Source Laminate | Source Laminate | Flintwood | Source Laminate | Flintwood |
| 12 / 305 | 12 / 305 | 15 / 381 | 537 | 571 | 631 | 1538 | 624 | 1530 |
| 12 / 305 | 12 / 305 | 24 / 610 | 638 | 691 | 739 | 1902 | 731 | 1892 |
| 12 / 305 | 12 / 305 | 27 / 686 | 658 | 718 | 767 | 1961 | 759 | 1951 |
| 12 / 305 | 12 / 305 | 30 / 762 | 679 | 746 | 795 | 2021 | 787 | 2010 |
| 12 / 305 | 12 / 305 | 33 / 838 | 722 | 795 | 847 | 2080 | 838 | 2069 |
| 12 / 305 | 12 / 305 | 36 / 914 | 738 | 818 | 872 | 2141 | 863 | 2130 |
| 12 / 305 | 12 / 305 | 42 / 1067 | 782 | 875 | 933 | 2260 | 923 | 2248 |
| 12 / 305 | 15 / 381 | 15 / 381 | 569 | 611 | 668 | 1585 | 661 | 1577 |
| 12 / 305 | 15 / 381 | 24 / 610 | 678 | 745 | 790 | 1969 | 782 | 1959 |
| 12 / 305 | 15 / 381 | 27 / 686 | 700 | 775 | 824 | 2037 | 815 | 2026 |
| 12 / 305 | 15 / 381 | 30 / 762 | 722 | 805 | 857 | 2103 | 848 | 2092 |
| 12 / 305 | 15 / 381 | 33 / 838 | 771 | 862 | 918 | 2171 | 908 | 2160 |
| 12 / 305 | 15 / 381 | 36 / 914 | 787 | 887 | 946 | 2238 | 936 | 2226 |
| 12 / 305 | 15 / 381 | 42 / 1067 | 836 | 952 | 1018 | 2372 | 1007 | 2360 |
| 12 / 305 | 18 / 457 | 15 / 381 | 602 | 652 | 706 | 1634 | 699 | 1625 |
| 12 / 305 | 18 / 457 | 24 / 610 | 718 | 798 | 843 | 2038 | 834 | 2027 |
| 12 / 305 | 18 / 457 | 27 / 686 | 742 | 832 | 880 | 2111 | 871 | 2100 |
| 12 / 305 | 18 / 457 | 30 / 762 | 765 | 865 | 919 | 2186 | 909 | 2175 |
| 12 / 305 | 18 / 457 | 33 / 838 | 821 | 930 | 989 | 2262 | 979 | 2250 |
| 12 / 305 | 18 / 457 | 36 / 914 | 838 | 957 | 1021 | 2335 | 1010 | 2323 |
| 12 / 305 | 18 / 457 | 42 / 1067 | 891 | 1030 | 1102 | 2484 | 1091 | 2471 |
| 12 / 305 | 21 / 533 | 15 / 381 | 634 | 692 | 744 | 1682 | 736 | 1673 |
| 12 / 305 | 21 / 533 | 24 / 610 | 758 | 851 | 894 | 2105 | 885 | 2094 |
| 12 / 305 | 21 / 533 | 27 / 686 | 784 | 889 | 939 | 2187 | 929 | 2176 |
| 12 / 305 | 21 / 533 | 30 / 762 | 809 | 925 | 981 | 2269 | 971 | 2257 |
| 12 / 305 | 21 / 533 | 33 / 838 | 870 | 998 | 1059 | 2351 | 1048 | 2339 |
| 12 / 305 | 21 / 533 | 36 / 914 | 888 | 1027 | 1095 | 2434 | 1084 | 2421 |
| 12 / 305 | 21 / 533 | 42 / 1067 | 946 | 1108 | 1188 | 2596 | 1176 | 2583 |
| 15 / 381 | 12 / 305 | 15 / 381 | 558 | 592 | 652 | 1578 | 645 | 1570 |
| 15 / 381 | 12 / 305 | 24 / 610 | 668 | 721 | 769 | 1974 | 761 | 1964 |
| 15 / 381 | 12 / 305 | 27 / 686 | 695 | 755 | 804 | 2038 | 796 | 2027 |
| 15 / 381 | 12 / 305 | 30 / 762 | 722 | 789 | 839 | 2101 | 830 | 2090 |
| 15 / 381 | 12 / 305 | 33 / 838 | 774 | 847 | 899 | 2164 | 890 | 2153 |
| 15 / 381 | 12 / 305 | 36 / 914 | 802 | 882 | 937 | 2228 | 927 | 2216 |
| 15 / 381 | 12 / 305 | 42 / 1067 | 853 | 946 | 1004 | 2354 | 994 | 2342 |
| 15 / 381 | 15 / 381 | 15 / 381 | 592 | 634 | 691 | 1631 | 684 | 1622 |
| 15 / 381 | 15 / 381 | 24 / 610 | 714 | 781 | 827 | 2044 | 818 | 2033 |
| 15 / 381 | 15 / 381 | 27 / 686 | 742 | 817 | 866 | 2116 | 857 | 2105 |
| 15 / 381 | 15 / 381 | 30 / 762 | 770 | 853 | 905 | 2188 | 896 | 2177 |
| 15 / 381 | 15 / 381 | 33 / 838 | 829 | 920 | 976 | 2260 | 966 | 2248 |
| 15 / 381 | 15 / 381 | 36 / 914 | 858 | 958 | 1018 | 2332 | 1007 | 2320 |
| 15 / 381 | 15 / 381 | 42 / 1067 | 912 | 1028 | 1094 | 2476 | 1083 | 2463 |

Pricing is continued on the following page.

upper cabinets

Xpress

CEUS

Upper Cabinet – Door(s) (Continued)

DIMENSIONS
INCHES / MM

PRICING

| | | | LEFT (L) OR RIGHT (R) DOOR SWING | | | | | |
|----------|----------|-----------|----------------------------------|---------------------------|------------------------|-----------|-----------------|-----------|
| | | | SOURCE LAMINATE FRONT | FOUNDATION LAMINATE FRONT | GRADE 2 LAMINATE FRONT | | FLINTWOOD FRONT | |
| | | | CASE FINISH | | | | | |
| D | W | H | Source Laminate | Source Laminate | Source Laminate | Flintwood | Source Laminate | Flintwood |
| 15 / 381 | 18 / 457 | 15 / 381 | 626 | 676 | 731 | 1683 | 723 | 1674 |
| 15 / 381 | 18 / 457 | 24 / 610 | 760 | 840 | 885 | 2113 | 876 | 2102 |
| 15 / 381 | 18 / 457 | 27 / 686 | 789 | 879 | 928 | 2193 | 918 | 2182 |
| 15 / 381 | 18 / 457 | 30 / 762 | 818 | 918 | 972 | 2274 | 962 | 2262 |
| 15 / 381 | 18 / 457 | 33 / 838 | 883 | 992 | 1052 | 2355 | 1041 | 2343 |
| 15 / 381 | 18 / 457 | 36 / 914 | 914 | 1033 | 1097 | 2436 | 1086 | 2423 |
| 15 / 381 | 18 / 457 | 42 / 1067 | 969 | 1108 | 1181 | 2596 | 1169 | 2583 |
| 15 / 381 | 21 / 533 | 15 / 381 | 660 | 718 | 770 | 1735 | 762 | 1726 |
| 15 / 381 | 21 / 533 | 24 / 610 | 806 | 899 | 943 | 2182 | 933 | 2171 |
| 15 / 381 | 21 / 533 | 27 / 686 | 836 | 941 | 991 | 2273 | 981 | 2261 |
| 15 / 381 | 21 / 533 | 30 / 762 | 866 | 982 | 1039 | 2361 | 1028 | 2349 |
| 15 / 381 | 21 / 533 | 33 / 838 | 937 | 1065 | 1127 | 2451 | 1115 | 2438 |
| 15 / 381 | 21 / 533 | 36 / 914 | 971 | 1110 | 1179 | 2540 | 1167 | 2527 |
| 15 / 381 | 21 / 533 | 42 / 1067 | 1027 | 1189 | 1270 | 2717 | 1257 | 2703 |
| 12 / 305 | 24 / 610 | 15 / 381 | 756 | 823 | 944 | 1989 | 934 | 1979 |
| 12 / 305 | 24 / 610 | 24 / 610 | 891 | 997 | 1110 | 2306 | 1099 | 2294 |
| 12 / 305 | 24 / 610 | 27 / 686 | 919 | 1038 | 1157 | 2417 | 1145 | 2404 |
| 12 / 305 | 24 / 610 | 30 / 762 | 948 | 1081 | 1202 | 2526 | 1190 | 2513 |
| 12 / 305 | 24 / 610 | 33 / 838 | 1014 | 1160 | 1285 | 2636 | 1272 | 2622 |
| 12 / 305 | 24 / 610 | 36 / 914 | 1034 | 1193 | 1323 | 2746 | 1309 | 2732 |
| 12 / 305 | 24 / 610 | 42 / 1067 | 1101 | 1286 | 1424 | 2965 | 1409 | 2950 |
| 12 / 305 | 27 / 686 | 15 / 381 | 781 | 856 | 977 | 2061 | 967 | 2050 |
| 12 / 305 | 27 / 686 | 24 / 610 | 927 | 1046 | 1160 | 2429 | 1148 | 2416 |
| 12 / 305 | 27 / 686 | 27 / 686 | 959 | 1093 | 1211 | 2546 | 1199 | 2533 |
| 12 / 305 | 27 / 686 | 30 / 762 | 992 | 1141 | 1264 | 2664 | 1251 | 2650 |
| 12 / 305 | 27 / 686 | 33 / 838 | 1064 | 1228 | 1357 | 2782 | 1343 | 2768 |
| 12 / 305 | 27 / 686 | 36 / 914 | 1088 | 1267 | 1400 | 2900 | 1386 | 2885 |
| 12 / 305 | 27 / 686 | 42 / 1067 | 1161 | 1370 | 1513 | 3135 | 1498 | 3119 |
| 12 / 305 | 30 / 762 | 15 / 381 | 807 | 890 | 1012 | 2134 | 1001 | 2123 |
| 12 / 305 | 30 / 762 | 24 / 610 | 962 | 1095 | 1206 | 2550 | 1194 | 2537 |
| 12 / 305 | 30 / 762 | 27 / 686 | 999 | 1148 | 1266 | 2677 | 1253 | 2663 |
| 12 / 305 | 30 / 762 | 30 / 762 | 1034 | 1200 | 1325 | 2802 | 1311 | 2788 |
| 12 / 305 | 30 / 762 | 33 / 838 | 1115 | 1297 | 1428 | 2928 | 1413 | 2913 |
| 12 / 305 | 30 / 762 | 36 / 914 | 1141 | 1340 | 1477 | 3054 | 1462 | 3038 |
| 12 / 305 | 30 / 762 | 42 / 1067 | 1222 | 1454 | 1604 | 3306 | 1588 | 3289 |
| 12 / 305 | 33 / 838 | 15 / 381 | 832 | 923 | 1045 | 2205 | 1034 | 2194 |
| 12 / 305 | 33 / 838 | 24 / 610 | 999 | 1145 | 1256 | 2672 | 1243 | 2658 |
| 12 / 305 | 33 / 838 | 27 / 686 | 1038 | 1202 | 1321 | 2805 | 1307 | 2791 |
| 12 / 305 | 33 / 838 | 30 / 762 | 1078 | 1260 | 1386 | 2940 | 1372 | 2925 |
| 12 / 305 | 33 / 838 | 33 / 838 | 1165 | 1365 | 1499 | 3074 | 1484 | 3058 |
| 12 / 305 | 33 / 838 | 36 / 914 | 1196 | 1414 | 1556 | 3208 | 1540 | 3192 |
| 12 / 305 | 33 / 838 | 42 / 1067 | 1284 | 1539 | 1695 | 3476 | 1678 | 3458 |

NOT APPLICABLE DOOR SWING (N)

Pricing is continued on the following page.

CEUS
Upper Cabinet – Door(s)
(Continued)

DIMENSIONS
INCHES / MM

PRICING

| DIMENSIONS | | | PRICING | | | | | |
|-------------|-----------|-----------|-------------------------------|---------------------------|------------------------|-----------------|-----------------|-----------|
| INCHES / MM | | | NOT APPLICABLE DOOR SWING (N) | | | | | |
| | | | SOURCE LAMINATE FRONT | FOUNDATION LAMINATE FRONT | GRADE 2 LAMINATE FRONT | FLINTWOOD FRONT | | |
| CASE FINISH | | | | | | | | |
| D | W | H | Source Laminate | Source Laminate | Source Laminate | Flintwood | Source Laminate | Flintwood |
| 12 / 305 | 36 / 1249 | 15 / 381 | 857 | 957 | 1078 | 2278 | 1067 | 2266 |
| 12 / 305 | 36 / 1249 | 24 / 610 | 1035 | 1194 | 1304 | 2794 | 1291 | 2780 |
| 12 / 305 | 36 / 1249 | 27 / 686 | 1079 | 1258 | 1376 | 2936 | 1362 | 2921 |
| 12 / 305 | 36 / 1249 | 30 / 762 | 1122 | 1321 | 1449 | 3080 | 1434 | 3064 |
| 12 / 305 | 36 / 1249 | 33 / 838 | 1215 | 1433 | 1571 | 3222 | 1555 | 3205 |
| 12 / 305 | 36 / 1249 | 36 / 914 | 1249 | 1487 | 1633 | 3363 | 1616 | 3346 |
| 12 / 305 | 36 / 1249 | 42 / 1067 | 1345 | 1623 | 1785 | 3648 | 1767 | 3629 |
| 12 / 305 | 42 / 1067 | 15 / 381 | 905 | 1021 | 1142 | 2419 | 1130 | 2406 |
| 12 / 305 | 42 / 1067 | 24 / 610 | 1105 | 1290 | 1398 | 3134 | 1384 | 3118 |
| 12 / 305 | 42 / 1067 | 27 / 686 | 1155 | 1364 | 1483 | 3309 | 1468 | 3292 |
| 12 / 305 | 42 / 1067 | 30 / 762 | 1205 | 1437 | 1567 | 3484 | 1551 | 3466 |
| 12 / 305 | 42 / 1067 | 33 / 838 | 1314 | 1569 | 1711 | 3660 | 1694 | 3641 |
| 12 / 305 | 42 / 1067 | 36 / 914 | 1353 | 1631 | 1785 | 3835 | 1767 | 3815 |
| 12 / 305 | 42 / 1067 | 42 / 1067 | 1465 | 1789 | 1965 | 4183 | 1945 | 4162 |
| 15 / 381 | 24 / 610 | 15 / 381 | 785 | 852 | 973 | 2059 | 963 | 2048 |
| 15 / 381 | 24 / 610 | 24 / 610 | 951 | 1057 | 1171 | 2400 | 1159 | 2388 |
| 15 / 381 | 24 / 610 | 27 / 686 | 983 | 1102 | 1222 | 2519 | 1209 | 2506 |
| 15 / 381 | 24 / 610 | 30 / 762 | 1016 | 1149 | 1271 | 2636 | 1258 | 2622 |
| 15 / 381 | 24 / 610 | 33 / 838 | 1094 | 1240 | 1366 | 2753 | 1352 | 2739 |
| 15 / 381 | 24 / 610 | 36 / 914 | 1132 | 1291 | 1422 | 2872 | 1407 | 2857 |
| 15 / 381 | 24 / 610 | 42 / 1067 | 1193 | 1378 | 1517 | 3106 | 1501 | 3090 |
| 15 / 381 | 27 / 686 | 15 / 381 | 812 | 887 | 1008 | 2135 | 998 | 2124 |
| 15 / 381 | 27 / 686 | 24 / 610 | 989 | 1108 | 1223 | 2527 | 1210 | 2514 |
| 15 / 381 | 27 / 686 | 27 / 686 | 1027 | 1161 | 1280 | 2654 | 1267 | 2640 |
| 15 / 381 | 27 / 686 | 30 / 762 | 1065 | 1214 | 1338 | 2781 | 1324 | 2767 |
| 15 / 381 | 27 / 686 | 33 / 838 | 1152 | 1316 | 1446 | 2908 | 1431 | 2893 |
| 15 / 381 | 27 / 686 | 36 / 914 | 1194 | 1373 | 1507 | 3035 | 1492 | 3019 |
| 15 / 381 | 27 / 686 | 42 / 1067 | 1265 | 1474 | 1619 | 3289 | 1602 | 3272 |
| 15 / 381 | 30 / 762 | 15 / 381 | 840 | 923 | 1045 | 2211 | 1034 | 2200 |
| 15 / 381 | 30 / 762 | 24 / 610 | 1027 | 1160 | 1272 | 2654 | 1259 | 2640 |
| 15 / 381 | 30 / 762 | 27 / 686 | 1070 | 1219 | 1338 | 2790 | 1324 | 2776 |
| 15 / 381 | 30 / 762 | 30 / 762 | 1112 | 1278 | 1403 | 2926 | 1389 | 2911 |
| 15 / 381 | 30 / 762 | 33 / 838 | 1209 | 1391 | 1523 | 3062 | 1507 | 3046 |
| 15 / 381 | 30 / 762 | 36 / 914 | 1255 | 1454 | 1592 | 3198 | 1576 | 3182 |
| 15 / 381 | 30 / 762 | 42 / 1067 | 1336 | 1568 | 1720 | 3471 | 1702 | 3453 |
| 15 / 381 | 33 / 838 | 15 / 381 | 866 | 957 | 1079 | 2288 | 1068 | 2276 |
| 15 / 381 | 33 / 838 | 24 / 610 | 1066 | 1212 | 1324 | 2781 | 1310 | 2767 |
| 15 / 381 | 33 / 838 | 27 / 686 | 1113 | 1277 | 1396 | 2926 | 1382 | 2911 |
| 15 / 381 | 33 / 838 | 30 / 762 | 1162 | 1344 | 1471 | 3073 | 1456 | 3057 |
| 15 / 381 | 33 / 838 | 33 / 838 | 1266 | 1466 | 1601 | 3216 | 1585 | 3200 |
| 15 / 381 | 33 / 838 | 36 / 914 | 1318 | 1536 | 1679 | 3362 | 1662 | 3345 |
| 15 / 381 | 33 / 838 | 42 / 1067 | 1408 | 1663 | 1821 | 3652 | 1802 | 3633 |

Pricing is continued on the following page.

upper cabinets

Xpress

CEUS

Upper Cabinet – Door(s) (Continued)

DIMENSIONS
INCHES / MM

PRICING

| | | | NOT APPLICABLE DOOR SWING (N) | | | | | |
|----------|-----------|-----------|-------------------------------|---------------------------|------------------------|-----------------|-----------------|-----------|
| | | | SOURCE LAMINATE FRONT | FOUNDATION LAMINATE FRONT | GRADE 2 LAMINATE FRONT | FLINTWOOD FRONT | | |
| | | | CASE FINISH | | | | | |
| D | W | H | Source Laminate | Source Laminate | Source Laminate | Flintwood | Source Laminate | Flintwood |
| 15 / 381 | 36 / 1249 | 15 / 381 | 893 | 993 | 1115 | 2363 | 1103 | 2351 |
| 15 / 381 | 36 / 1249 | 24 / 610 | 1103 | 1262 | 1373 | 2908 | 1359 | 2893 |
| 15 / 381 | 36 / 1249 | 27 / 686 | 1157 | 1336 | 1455 | 3063 | 1440 | 3047 |
| 15 / 381 | 36 / 1249 | 30 / 762 | 1209 | 1408 | 1537 | 3218 | 1521 | 3201 |
| 15 / 381 | 36 / 1249 | 33 / 838 | 1322 | 1540 | 1679 | 3372 | 1662 | 3355 |
| 15 / 381 | 36 / 1249 | 36 / 914 | 1379 | 1617 | 1764 | 3525 | 1746 | 3507 |
| 15 / 381 | 36 / 1249 | 42 / 1067 | 1481 | 1759 | 1923 | 3835 | 1903 | 3815 |
| 15 / 381 | 42 / 1067 | 15 / 381 | 944 | 1060 | 1181 | 2512 | 1169 | 2499 |
| 15 / 381 | 42 / 1067 | 24 / 610 | 1178 | 1363 | 1472 | 3288 | 1457 | 3271 |
| 15 / 381 | 42 / 1067 | 27 / 686 | 1240 | 1449 | 1569 | 3473 | 1553 | 3455 |
| 15 / 381 | 42 / 1067 | 30 / 762 | 1302 | 1534 | 1665 | 3657 | 1648 | 3638 |
| 15 / 381 | 42 / 1067 | 33 / 838 | 1433 | 1688 | 1832 | 3842 | 1813 | 3822 |
| 15 / 381 | 42 / 1067 | 36 / 914 | 1499 | 1777 | 1933 | 4027 | 1913 | 4006 |
| 15 / 381 | 42 / 1067 | 42 / 1067 | 1621 | 1945 | 2123 | 4394 | 2101 | 4372 |

upper cabinets

Xpress

CEUG

Upper Cabinet – Glass Door(s)

WHAT'S INCLUDED

1 upper cabinet, mounting hardware, locks and keys (as specified), and adjustable shelf(ves) per compartment listed below:

| Adjustable Shelf(ves) | 12" to 36" w | 42" w 1 Vertical Divider |
|-----------------------|--------------|-----------------------------|
| 15" h | n/a | n/a |
| 24" or 30" h (Shown) | 1 | 1 |
| 33" to 42" h | 2 | 2 |

WHAT'S EXCLUDED

Wall-Mounted Rail for Upper Cabinet (CEUR) and Recessed LED Light (CEALED).

NOTES

Light Management with Groove Connection – None (X) is **not** available when 12" to 21" width cabinet is specified.

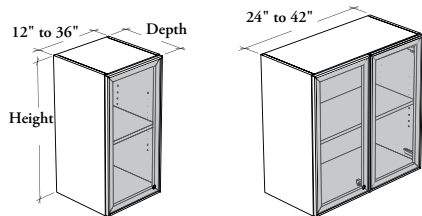
Light Management with Groove Connection – Left (L) or – Right (R) are **not** available when 12" or 15" width with 15" height is specified.

An Integrated End Panel **cannot** be specified on the same side as a groove connection in the Light Management options.

When a shelf is included, holes at 1 1/4" intervals allow for shelf adjustment.

Additional Shelves for Cabinet (CEACS) are available for 24" to 42" height cabinets and must be specified separately.

Xpress See *Xpress Program* and/or specification software for finishes availability.



PRODUCT OPTIONS

| Depth | Width | Height | Light Management | Integrated End Panel | Door Swing Direction | Hinge Style |
|--------|--|----------------------------|---|---|--|--------------------------------|
| 12, 15 | 12, 15, 18, 21, 24, 27, 30, 33, 36, 39, 42 | 15, 24, 27, 30, 33, 36, 42 | B Groove Connection – Both Sides L Groove Connection – Left R Groove Connection – Right X Groove Connection – None N No Light Management | B End Panel – Both Sides (Shown) L End Panel – Left R End Panel – Right N End Panel – None | L Door Swing – Left (Shown) R Door Swing – Right N Not Applicable (Shown) | S Standard – Soft Close |

SAMPLE ORDER CODE

| | | | | | | |
|----------------|-----------|-----------|----------|----------|----------|----------|
| CEUG 15 | 24 | 30 | N | L | N | S |
|----------------|-----------|-----------|----------|----------|----------|----------|

PRODUCT OPTIONS CONTINUED

| Case Finish | Door Frame Finish | Glass Door Finish | Pull Style | Key Style |
|--|------------------------------|---|----------------------|---|
| Source Laminate Flintwood (No Cathedral) | Foundation Accent Mica | Standard: CL Clear FT Frosted Back-Painted | X Finger Pull | K Keyed Alike R Keyed Randomly N No Lock |

SAMPLE ORDER CODE CONTINUED

| | | | | |
|-----------|-----------|-----------|----------|----------|
| 3D | 83 | K7 | X | K |
|-----------|-----------|-----------|----------|----------|

See Pricing on the following page.

CEUG

Upper Cabinet – Glass Door(s)
(Continued)

DIMENSIONS
INCHES / MM

PRICING

KEY UPCHARGE

| DIMENSIONS INCHES / MM | | | LEFT (L) OR RIGHT (R) DOOR SWING | | | | KEY UPCHARGE |
|---------------------------|----------|-----------|----------------------------------|------------------------------|----------------|------------------------------|-------------------------------|
| | | | SOURCE LAMINATE CASE | | FLINTWOOD CASE | | |
| D | W | H | Clear (CL) | Frosted (FT) or Back-Painted | Clear (CL) | Frosted (FT) or Back-Painted | Keyed Alike or Keyed Randomly |
| 12 / 305 | 12 / 305 | 15 / 381 | 763 | 766 | 1669 | 1672 | 56 |
| 12 / 305 | 12 / 305 | 24 / 610 | 872 | 879 | 2033 | 2040 | 56 |
| 12 / 305 | 12 / 305 | 27 / 686 | 903 | 909 | 2095 | 2101 | 56 |
| 12 / 305 | 12 / 305 | 30 / 762 | 934 | 938 | 2157 | 2161 | 56 |
| 12 / 305 | 12 / 305 | 33 / 838 | 991 | 995 | 2222 | 2226 | 56 |
| 12 / 305 | 12 / 305 | 36 / 914 | 1012 | 1024 | 2279 | 2291 | 56 |
| 12 / 305 | 12 / 305 | 42 / 1067 | 1067 | 1094 | 2392 | 2419 | 56 |
| 12 / 305 | 15 / 381 | 15 / 381 | 798 | 807 | 1714 | 1723 | 56 |
| 12 / 305 | 15 / 381 | 24 / 610 | 923 | 932 | 2100 | 2109 | 56 |
| 12 / 305 | 15 / 381 | 27 / 686 | 956 | 964 | 2167 | 2175 | 56 |
| 12 / 305 | 15 / 381 | 30 / 762 | 989 | 995 | 2233 | 2239 | 56 |
| 12 / 305 | 15 / 381 | 33 / 838 | 1047 | 1055 | 2299 | 2307 | 56 |
| 12 / 305 | 15 / 381 | 36 / 914 | 1068 | 1083 | 2358 | 2373 | 56 |
| 12 / 305 | 15 / 381 | 42 / 1067 | 1125 | 1155 | 2478 | 2508 | 56 |
| 12 / 305 | 18 / 457 | 15 / 381 | 834 | 847 | 1760 | 1773 | 56 |
| 12 / 305 | 18 / 457 | 24 / 610 | 974 | 985 | 2167 | 2178 | 56 |
| 12 / 305 | 18 / 457 | 27 / 686 | 1009 | 1019 | 2238 | 2248 | 56 |
| 12 / 305 | 18 / 457 | 30 / 762 | 1044 | 1053 | 2310 | 2319 | 56 |
| 12 / 305 | 18 / 457 | 33 / 838 | 1103 | 1117 | 2374 | 2388 | 56 |
| 12 / 305 | 18 / 457 | 36 / 914 | 1124 | 1144 | 2437 | 2457 | 56 |
| 12 / 305 | 18 / 457 | 42 / 1067 | 1184 | 1216 | 2564 | 2596 | 56 |
| 12 / 305 | 21 / 533 | 15 / 381 | 870 | 888 | 1807 | 1825 | 56 |
| 12 / 305 | 21 / 533 | 24 / 610 | 1021 | 1037 | 2230 | 2246 | 56 |
| 12 / 305 | 21 / 533 | 27 / 686 | 1059 | 1074 | 2306 | 2321 | 56 |
| 12 / 305 | 21 / 533 | 30 / 762 | 1096 | 1111 | 2382 | 2397 | 56 |
| 12 / 305 | 21 / 533 | 33 / 838 | 1159 | 1178 | 2450 | 2469 | 56 |
| 12 / 305 | 21 / 533 | 36 / 914 | 1180 | 1204 | 2517 | 2541 | 56 |
| 12 / 305 | 21 / 533 | 42 / 1067 | 1244 | 1277 | 2651 | 2684 | 56 |
| 15 / 381 | 12 / 305 | 15 / 381 | 784 | 787 | 1709 | 1712 | 56 |
| 15 / 381 | 12 / 305 | 24 / 610 | 902 | 909 | 2105 | 2112 | 56 |
| 15 / 381 | 12 / 305 | 27 / 686 | 940 | 946 | 2171 | 2177 | 56 |
| 15 / 381 | 12 / 305 | 30 / 762 | 977 | 981 | 2237 | 2241 | 56 |
| 15 / 381 | 12 / 305 | 33 / 838 | 1043 | 1047 | 2306 | 2310 | 56 |
| 15 / 381 | 12 / 305 | 36 / 914 | 1076 | 1088 | 2365 | 2377 | 56 |
| 15 / 381 | 12 / 305 | 42 / 1067 | 1138 | 1165 | 2486 | 2513 | 56 |
| 15 / 381 | 15 / 381 | 15 / 381 | 821 | 830 | 1759 | 1768 | 56 |
| 15 / 381 | 15 / 381 | 24 / 610 | 959 | 968 | 2174 | 2183 | 56 |
| 15 / 381 | 15 / 381 | 27 / 686 | 998 | 1006 | 2246 | 2254 | 56 |
| 15 / 381 | 15 / 381 | 30 / 762 | 1037 | 1043 | 2318 | 2324 | 56 |
| 15 / 381 | 15 / 381 | 33 / 838 | 1105 | 1113 | 2387 | 2395 | 56 |
| 15 / 381 | 15 / 381 | 36 / 914 | 1139 | 1154 | 2452 | 2467 | 56 |
| 15 / 381 | 15 / 381 | 42 / 1067 | 1201 | 1231 | 2581 | 2611 | 56 |

Pricing is continued on the following page.

upper cabinets

Xpress

CEUG

Upper Cabinet – Glass Door(s) (Continued)

DIMENSIONS
INCHES / MM

PRICING

KEY UPCHARGE

| | | | LEFT (L) OR RIGHT (R) DOOR SWING | | | | Keyed Alike or Keyed Randomly | |
|----------|----------|-----------|----------------------------------|---------------------------------|----------------|---------------------------------|----------------------------------|----|
| | | | SOURCE LAMINATE CASE | | FLINTWOOD CASE | | | |
| D | W | H | Clear (CL) | Frosted (FT) or Back-Painted | Clear (CL) | Frosted (FT) or Back-Painted | | |
| 15 / 381 | 18 / 457 | 15 / 381 | 858 | 871 | 1809 | 1822 | 56 | |
| 15 / 381 | 18 / 457 | 24 / 610 | 1016 | 1027 | 2242 | 2253 | 56 | |
| 15 / 381 | 18 / 457 | 27 / 686 | 1056 | 1066 | 2320 | 2330 | 56 | |
| 15 / 381 | 18 / 457 | 30 / 762 | 1097 | 1106 | 2397 | 2406 | 56 | |
| 15 / 381 | 18 / 457 | 33 / 838 | 1165 | 1179 | 2467 | 2481 | 56 | |
| 15 / 381 | 18 / 457 | 36 / 914 | 1200 | 1220 | 2537 | 2557 | 56 | |
| 15 / 381 | 18 / 457 | 42 / 1067 | 1262 | 1294 | 2676 | 2708 | 56 | |
| 15 / 381 | 21 / 533 | 15 / 381 | 896 | 914 | 1860 | 1878 | 56 | |
| 15 / 381 | 21 / 533 | 24 / 610 | 1069 | 1085 | 2307 | 2323 | 56 | |
| 15 / 381 | 21 / 533 | 27 / 686 | 1111 | 1126 | 2391 | 2406 | 56 | |
| 15 / 381 | 21 / 533 | 30 / 762 | 1153 | 1168 | 2474 | 2489 | 56 | |
| 15 / 381 | 21 / 533 | 33 / 838 | 1226 | 1245 | 2549 | 2568 | 56 | |
| 15 / 381 | 21 / 533 | 36 / 914 | 1263 | 1287 | 2623 | 2647 | 56 | |
| 15 / 381 | 21 / 533 | 42 / 1067 | 1325 | 1358 | 2771 | 2804 | 56 | |
| | | | NOT APPLICABLE DOOR SWING (N) | | | | Keyed Alike or Keyed Randomly | |
| 12 / 305 | 24 / 610 | 15 / 381 | 1227 | 1249 | 2272 | 2294 | | 56 |
| 12 / 305 | 24 / 610 | 24 / 610 | 1419 | 1437 | 2614 | 2632 | | 56 |
| 12 / 305 | 24 / 610 | 27 / 686 | 1471 | 1488 | 2730 | 2747 | 56 | |
| 12 / 305 | 24 / 610 | 30 / 762 | 1523 | 1539 | 2846 | 2862 | 56 | |
| 12 / 305 | 24 / 610 | 33 / 838 | 1601 | 1622 | 2951 | 2972 | 56 | |
| 12 / 305 | 24 / 610 | 36 / 914 | 1632 | 1659 | 3055 | 3082 | 56 | |
| 12 / 305 | 24 / 610 | 42 / 1067 | 1724 | 1762 | 3265 | 3303 | 56 | |
| 12 / 305 | 27 / 686 | 15 / 381 | 1258 | 1280 | 2341 | 2363 | 56 | |
| 12 / 305 | 27 / 686 | 24 / 610 | 1460 | 1479 | 2728 | 2747 | 56 | |
| 12 / 305 | 27 / 686 | 27 / 686 | 1515 | 1533 | 2849 | 2867 | 56 | |
| 12 / 305 | 27 / 686 | 30 / 762 | 1571 | 1588 | 2970 | 2987 | 56 | |
| 12 / 305 | 27 / 686 | 33 / 838 | 1656 | 1679 | 3081 | 3104 | 56 | |
| 12 / 305 | 27 / 686 | 36 / 914 | 1692 | 1721 | 3191 | 3220 | 56 | |
| 12 / 305 | 27 / 686 | 42 / 1067 | 1789 | 1831 | 3410 | 3452 | 56 | |
| 12 / 305 | 30 / 762 | 15 / 381 | 1288 | 1311 | 2410 | 2433 | 56 | |
| 12 / 305 | 30 / 762 | 24 / 610 | 1500 | 1520 | 2843 | 2863 | 56 | |
| 12 / 305 | 30 / 762 | 27 / 686 | 1559 | 1578 | 2969 | 2988 | 56 | |
| 12 / 305 | 30 / 762 | 30 / 762 | 1617 | 1636 | 3094 | 3113 | 56 | |
| 12 / 305 | 30 / 762 | 33 / 838 | 1710 | 1735 | 3210 | 3235 | 56 | |
| 12 / 305 | 30 / 762 | 36 / 914 | 1750 | 1781 | 3326 | 3357 | 56 | |
| 12 / 305 | 30 / 762 | 42 / 1067 | 1856 | 1900 | 3557 | 3601 | 56 | |
| 12 / 305 | 33 / 838 | 15 / 381 | 1319 | 1342 | 2479 | 2502 | 56 | |
| 12 / 305 | 33 / 838 | 24 / 610 | 1541 | 1562 | 2956 | 2977 | 56 | |
| 12 / 305 | 33 / 838 | 27 / 686 | 1603 | 1623 | 3087 | 3107 | 56 | |
| 12 / 305 | 33 / 838 | 30 / 762 | 1665 | 1685 | 3218 | 3238 | 56 | |
| 12 / 305 | 33 / 838 | 33 / 838 | 1765 | 1792 | 3339 | 3366 | 56 | |
| 12 / 305 | 33 / 838 | 36 / 914 | 1809 | 1843 | 3461 | 3495 | 56 | |
| 12 / 305 | 33 / 838 | 42 / 1067 | 1924 | 1971 | 3704 | 3751 | 56 | |

Pricing is continued on the following page.

CEUG

Upper Cabinet – Glass Door(s)
(Continued)

DIMENSIONS
INCHES / MM

PRICING

KEY UPCHARGE

| DIMENSIONS | | | PRICING | | | | KEY UPCHARGE |
|--------------------------------------|-----------|-----------|----------------------|------------------------------|----------------|------------------------------|-------------------------------|
| INCHES / MM | | | SOURCE LAMINATE CASE | | FLINTWOOD CASE | | |
| D | W | H | Clear (CL) | Frosted (FT) or Back-Painted | Clear (CL) | Frosted (FT) or Back-Painted | Keyed Alike or Keyed Randomly |
| NOT APPLICABLE DOOR SWING (N) | | | | | | | |
| 12 / 305 | 36 / 914 | 15 / 381 | 1350 | 1372 | 2549 | 2571 | 56 |
| 12 / 305 | 36 / 914 | 24 / 610 | 1582 | 1604 | 3071 | 3093 | 56 |
| 12 / 305 | 36 / 914 | 27 / 686 | 1648 | 1670 | 3207 | 3229 | 56 |
| 12 / 305 | 36 / 914 | 30 / 762 | 1713 | 1735 | 3343 | 3365 | 56 |
| 12 / 305 | 36 / 914 | 33 / 838 | 1820 | 1849 | 3470 | 3499 | 56 |
| 12 / 305 | 36 / 914 | 36 / 914 | 1867 | 1903 | 3597 | 3633 | 56 |
| 12 / 305 | 36 / 914 | 42 / 1067 | 1989 | 2040 | 3851 | 3902 | 56 |
| 12 / 305 | 42 / 1067 | 15 / 381 | 1408 | 1434 | 2684 | 2710 | 56 |
| 12 / 305 | 42 / 1067 | 24 / 610 | 1661 | 1686 | 3395 | 3420 | 56 |
| 12 / 305 | 42 / 1067 | 27 / 686 | 1733 | 1758 | 3557 | 3582 | 56 |
| 12 / 305 | 42 / 1067 | 30 / 762 | 1804 | 1829 | 3719 | 3744 | 56 |
| 12 / 305 | 42 / 1067 | 33 / 838 | 1928 | 1960 | 3875 | 3907 | 56 |
| 12 / 305 | 42 / 1067 | 36 / 914 | 1981 | 2022 | 4029 | 4070 | 56 |
| 12 / 305 | 42 / 1067 | 42 / 1067 | 2121 | 2177 | 4338 | 4394 | 56 |
| 15 / 381 | 24 / 610 | 15 / 381 | 1256 | 1278 | 2341 | 2363 | 56 |
| 15 / 381 | 24 / 610 | 24 / 610 | 1479 | 1497 | 2708 | 2726 | 56 |
| 15 / 381 | 24 / 610 | 27 / 686 | 1535 | 1552 | 2832 | 2849 | 56 |
| 15 / 381 | 24 / 610 | 30 / 762 | 1591 | 1607 | 2955 | 2971 | 56 |
| 15 / 381 | 24 / 610 | 33 / 838 | 1681 | 1702 | 3068 | 3089 | 56 |
| 15 / 381 | 24 / 610 | 36 / 914 | 1730 | 1757 | 3180 | 3207 | 56 |
| 15 / 381 | 24 / 610 | 42 / 1067 | 1816 | 1854 | 3405 | 3443 | 56 |
| 15 / 381 | 27 / 686 | 15 / 381 | 1289 | 1311 | 2415 | 2437 | 56 |
| 15 / 381 | 27 / 686 | 24 / 610 | 1522 | 1541 | 2826 | 2845 | 56 |
| 15 / 381 | 27 / 686 | 27 / 686 | 1583 | 1601 | 2956 | 2974 | 56 |
| 15 / 381 | 27 / 686 | 30 / 762 | 1644 | 1661 | 3087 | 3104 | 56 |
| 15 / 381 | 27 / 686 | 33 / 838 | 1744 | 1767 | 3206 | 3229 | 56 |
| 15 / 381 | 27 / 686 | 36 / 914 | 1798 | 1827 | 3325 | 3354 | 56 |
| 15 / 381 | 27 / 686 | 42 / 1067 | 1893 | 1935 | 3563 | 3605 | 56 |
| 15 / 381 | 30 / 762 | 15 / 381 | 1321 | 1344 | 2487 | 2510 | 56 |
| 15 / 381 | 30 / 762 | 24 / 610 | 1565 | 1585 | 2946 | 2966 | 56 |
| 15 / 381 | 30 / 762 | 27 / 686 | 1630 | 1649 | 3082 | 3101 | 56 |
| 15 / 381 | 30 / 762 | 30 / 762 | 1695 | 1714 | 3217 | 3236 | 56 |
| 15 / 381 | 30 / 762 | 33 / 838 | 1804 | 1829 | 3343 | 3368 | 56 |
| 15 / 381 | 30 / 762 | 36 / 914 | 1864 | 1895 | 3470 | 3501 | 56 |
| 15 / 381 | 30 / 762 | 42 / 1067 | 1970 | 2014 | 3721 | 3765 | 56 |
| 15 / 381 | 33 / 838 | 15 / 381 | 1353 | 1376 | 2561 | 2584 | 56 |
| 15 / 381 | 33 / 838 | 24 / 610 | 1608 | 1629 | 3065 | 3086 | 56 |
| 15 / 381 | 33 / 838 | 27 / 686 | 1678 | 1698 | 3207 | 3227 | 56 |
| 15 / 381 | 33 / 838 | 30 / 762 | 1749 | 1769 | 3350 | 3370 | 56 |
| 15 / 381 | 33 / 838 | 33 / 838 | 1866 | 1893 | 3481 | 3508 | 56 |
| 15 / 381 | 33 / 838 | 36 / 914 | 1931 | 1965 | 3614 | 3648 | 56 |
| 15 / 381 | 33 / 838 | 42 / 1067 | 2048 | 2095 | 3879 | 3926 | 56 |

Pricing is continued on the following page.

upper cabinets

Xpress

CEUG

Upper Cabinet – Glass Door(s) (Continued)

DIMENSIONS
INCHES / MM

PRICING

KEY UPCHARGE

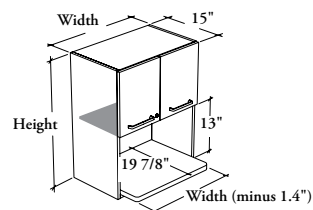
| DIMENSIONS | | | PRICING | | | | KEY UPCHARGE |
|------------|-----------|-----------|----------------------|------------------------------|----------------|------------------------------|-------------------------------|
| D | W | H | SOURCE LAMINATE CASE | | FLINTWOOD CASE | | |
| | | | Clear (CL) | Frosted (FT) or Back-Painted | Clear (CL) | Frosted (FT) or Back-Painted | Keyed Alike or Keyed Randomly |
| 15 / 381 | 36 / 914 | 15 / 381 | 1386 | 1408 | 2634 | 2656 | 56 |
| 15 / 381 | 36 / 914 | 24 / 610 | 1650 | 1672 | 3184 | 3206 | 56 |
| 15 / 381 | 36 / 914 | 27 / 686 | 1726 | 1748 | 3333 | 3355 | 56 |
| 15 / 381 | 36 / 914 | 30 / 762 | 1800 | 1822 | 3480 | 3502 | 56 |
| 15 / 381 | 36 / 914 | 33 / 838 | 1927 | 1956 | 3620 | 3649 | 56 |
| 15 / 381 | 36 / 914 | 36 / 914 | 1997 | 2033 | 3758 | 3794 | 56 |
| 15 / 381 | 36 / 914 | 42 / 1067 | 2125 | 2176 | 4037 | 4088 | 56 |
| 15 / 381 | 42 / 1067 | 15 / 381 | 1447 | 1473 | 2777 | 2803 | 56 |
| 15 / 381 | 42 / 1067 | 24 / 610 | 1734 | 1759 | 3548 | 3573 | 56 |
| 15 / 381 | 42 / 1067 | 27 / 686 | 1818 | 1843 | 3720 | 3745 | 56 |
| 15 / 381 | 42 / 1067 | 30 / 762 | 1901 | 1926 | 3891 | 3916 | 56 |
| 15 / 381 | 42 / 1067 | 33 / 838 | 2047 | 2079 | 4056 | 4088 | 56 |
| 15 / 381 | 42 / 1067 | 36 / 914 | 2127 | 2168 | 4220 | 4261 | 56 |
| 15 / 381 | 42 / 1067 | 42 / 1067 | 2277 | 2333 | 4548 | 4604 | 56 |

upper cabinets

Xpress

CEUMS

Upper Cabinet – Microwave Section and Doors



WHAT'S INCLUDED

1 upper cabinet, pull(s) (as specified), mounting hardware, locks and keys (as specified), pass-through grommet (as specified) and adjustable shelf per compartment listed below:

| Adjustable Shelf | 24" to 36" w |
|----------------------|--------------|
| 27" or 30" h (Shown) | n/a |
| 33" to 42" h | 1 |

WHAT'S EXCLUDED

Wall-Mounted Rail for Upper Cabinet (CEUR) and Recessed LED Light (CEALED).

NOTES

It is the specifier's responsibility to ensure that the appliance clearance complies with the manufacturer's recommendations.

An Integrated End Panel **cannot** be specified on the same side as a groove connection in the Light Management options.

Refer to the Application Guide for the Pass-Through Grommet location.

When specified, Pass-Through Grommet (2 3/16" x 5 7/8") is finished in Platinum.

When No Cut-Out (N) Cut-Out Style is specified, a cut-out can be drilled on-site by the installer.

When Flintwood Front Finish is specified, only Not Applicable (NA) Edge Trim Finish is available.

When Stainless (8), Finger Pull (X) or Drilled On-Site – No Pull (Z) Pull Style is specified, Pull Finish is **not** available.

When a shelf is included, holes at 1 1/4" intervals allow for shelf adjustment.

Additional Shelves for Cabinet (CEACS) are available for 33" to 42" height cabinets and must be specified separately.

Xpress See *Xpress Program* and/or specification software for finishes availability.

PRODUCT OPTIONS

| Depth | Width | Height | Light Management | Integrated End Panel | Cut-Out Style | Hinge Style |
|-------|--------------------|--------------------|---|---|---|--------------------------------|
| 15 | 24, 27, 30, 33, 36 | 27, 30, 33, 36, 42 | B Groove Connection – Both Sides L Groove Connection – Left R Groove Connection – Right X Groove Connection – None N No Light Management | B End Panel – Both Sides (Shown) L End Panel – Left R End Panel – Right N End Panel – None | W With Pass-Through Grommet N No Cut-Out (Shown) | S Standard – Soft Close |

SAMPLE ORDER CODE

| | | | | | | |
|-----------------|-----------|-----------|----------|----------|----------|----------|
| CEUMS 15 | 24 | 30 | N | L | N | S |
|-----------------|-----------|-----------|----------|----------|----------|----------|

PRODUCT OPTIONS CONTINUED

| Front Finish | Edge Trim Finish | Case Finish | Pull Style | | Pull Finish (If Applicable) | Key Style |
|--------------------------|--------------------------|--------------------------|-----------------------------|------------------------------------|-----------------------------|-------------------------|
| Source Laminate | Edge Trim Colors | Source Laminate | 1 Standard Expansion | M Modern Straight (ADA) | Foundation | K Keyed Alike |
| Foundation Laminate | NA Not Applicable | Flintwood (No Cathedral) | 8 Stainless (ADA) | S Slim (Shown) | Accent | R Keyed Randomly |
| Grade 2 Laminate | | | 9 Rectangular | X Finger Pull | Mica | N No Lock |
| Flintwood (No Cathedral) | | | E Edge – Standard | Z Drilled On-Site – No Pull | | |
| | | | F Edge – Small | | | |

SAMPLE ORDER CODE CONTINUED

| | | | | | |
|-----------|-----------|-----------|----------|--|----------|
| 3G | 4G | 3G | 8 | | K |
|-----------|-----------|-----------|----------|--|----------|

See Pricing on the following page.

C E U M S

**Upper Cabinet – Microwave Section
and Doors (Continued)**

**DIMENSIONS
INCHES / MM**

PRICING

| | | | SOURCE LAMINATE FRONT | FOUNDATION LAMINATE FRONT | GRADE 2 LAMINATE FRONT | | FLINTWOOD FRONT | |
|----------|----------|-----------|------------------------------|----------------------------------|-------------------------------|------------------|------------------------|------------------|
| | | | CASE FINISH | | | | | |
| D | W | H | Source Laminate | Source Laminate | Source Laminate | Flintwood | Source Laminate | Flintwood |
| 15 / 381 | 24 / 610 | 27 / 686 | 913 | 966 | 1100 | 2392 | 1089 | 2380 |
| 15 / 381 | 24 / 610 | 30 / 762 | 948 | 1015 | 1148 | 2476 | 1136 | 2463 |
| 15 / 381 | 24 / 610 | 33 / 838 | 1026 | 1106 | 1241 | 2735 | 1228 | 2721 |
| 15 / 381 | 24 / 610 | 36 / 914 | 1074 | 1167 | 1297 | 2823 | 1284 | 2808 |
| 15 / 381 | 24 / 610 | 42 / 1067 | 1154 | 1273 | 1396 | 2997 | 1382 | 2982 |
| 15 / 381 | 27 / 686 | 27 / 686 | 955 | 1015 | 1144 | 2514 | 1132 | 2501 |
| 15 / 381 | 27 / 686 | 30 / 762 | 994 | 1069 | 1197 | 2603 | 1185 | 2590 |
| 15 / 381 | 27 / 686 | 33 / 838 | 1083 | 1173 | 1305 | 2882 | 1292 | 2867 |
| 15 / 381 | 27 / 686 | 36 / 914 | 1132 | 1237 | 1366 | 2974 | 1352 | 2959 |
| 15 / 381 | 27 / 686 | 42 / 1067 | 1219 | 1353 | 1476 | 3159 | 1461 | 3143 |
| 15 / 381 | 30 / 762 | 27 / 686 | 997 | 1064 | 1187 | 2637 | 1175 | 2623 |
| 15 / 381 | 30 / 762 | 30 / 762 | 1040 | 1123 | 1248 | 2732 | 1235 | 2718 |
| 15 / 381 | 30 / 762 | 33 / 838 | 1139 | 1239 | 1369 | 3030 | 1355 | 3014 |
| 15 / 381 | 30 / 762 | 36 / 914 | 1191 | 1307 | 1436 | 3127 | 1421 | 3111 |
| 15 / 381 | 30 / 762 | 42 / 1067 | 1285 | 1434 | 1556 | 3321 | 1540 | 3304 |
| 15 / 381 | 33 / 838 | 27 / 686 | 1039 | 1112 | 1231 | 2759 | 1218 | 2745 |
| 15 / 381 | 33 / 838 | 30 / 762 | 1087 | 1178 | 1298 | 2861 | 1285 | 2846 |
| 15 / 381 | 33 / 838 | 33 / 838 | 1194 | 1303 | 1433 | 3177 | 1418 | 3161 |
| 15 / 381 | 33 / 838 | 36 / 914 | 1250 | 1378 | 1504 | 3279 | 1489 | 3262 |
| 15 / 381 | 33 / 838 | 42 / 1067 | 1350 | 1514 | 1635 | 3482 | 1618 | 3464 |
| 15 / 381 | 36 / 914 | 27 / 686 | 1082 | 1162 | 1276 | 2881 | 1263 | 2866 |
| 15 / 381 | 36 / 914 | 30 / 762 | 1135 | 1235 | 1349 | 2987 | 1335 | 2972 |
| 15 / 381 | 36 / 914 | 33 / 838 | 1250 | 1369 | 1496 | 3325 | 1481 | 3308 |
| 15 / 381 | 36 / 914 | 36 / 914 | 1309 | 1448 | 1573 | 3431 | 1557 | 3413 |
| 15 / 381 | 36 / 914 | 42 / 1067 | 1417 | 1596 | 1715 | 3644 | 1698 | 3625 |

upper cabinets

Xpress

CEUPL

Upper Cabinet – Pigeonholes

WHAT'S INCLUDED

1 upper cabinet, mounting hardware and pigeonhole openings per column as listed below:

| Pigeonhole Openings | 12" to 18" w | 21" to 27" w 1 Vertical Divider | 30" to 36" w 2 Vertical Dividers |
|---------------------|--------------|------------------------------------|-------------------------------------|
| 27" h | 5 | 5 | 5 |
| 30" h | 6 | 6 | 6 |
| 33" h (Shown) | 7 | 7 | 7 |
| 36" h | 8 | 8 | 8 |

WHAT'S EXCLUDED

Wall-Mounted Rail for Upper Cabinet (CEUR) and Recessed LED Light (CEALED).

NOTES

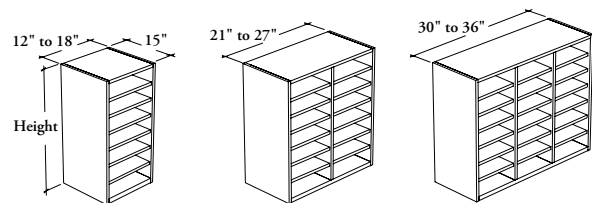
Light Management with Groove Connection – None (X) is **not** available when 12" to 21" width cabinet is specified.

An Integrated End Panel **cannot** be specified on the same side as a groove connection in the Light Management options.

Pigeonhole shelves are removable, but **cannot** be adjusted.

Additional Shelf for Cabinet (CEACS) **cannot** be specified with this product.

Xpress See *Xpress Program* and/or specification software for finishes availability.



PRODUCT OPTIONS

| Depth | Width | Height | Light Management | Integrated End Panel | Case Finish |
|-------|------------------------------------|----------------|---|---|---|
| 15 | 12, 15, 18, 21, 24, 27, 30, 33, 36 | 27, 30, 33, 36 | B Groove Connection – Both Sides L Groove Connection – Left R Groove Connection – Right X Groove Connection – None N No Light Management | B End Panel – Both Sides (Shown) L End Panel – Left R End Panel – Right N End Panel – None | Source Laminate Flintwood (No Cathedral) |

SAMPLE ORDER CODE

| | | | | | |
|-----------------|-----------|-----------|----------|----------|-----------|
| CEUPL 15 | 24 | 30 | B | N | 3G |
|-----------------|-----------|-----------|----------|----------|-----------|

DIMENSIONS INCHES / MM

| D | W | H |
|----------|----------|----------|
| 15 / 381 | 12 / 305 | 27 / 686 |
| 15 / 381 | 12 / 305 | 30 / 762 |
| 15 / 381 | 12 / 305 | 33 / 838 |
| 15 / 381 | 12 / 305 | 36 / 914 |
| 15 / 381 | 15 / 381 | 27 / 686 |
| 15 / 381 | 15 / 381 | 30 / 762 |
| 15 / 381 | 15 / 381 | 33 / 838 |
| 15 / 381 | 15 / 381 | 36 / 914 |
| 15 / 381 | 18 / 457 | 27 / 686 |
| 15 / 381 | 18 / 457 | 30 / 762 |
| 15 / 381 | 18 / 457 | 33 / 838 |
| 15 / 381 | 18 / 457 | 36 / 914 |
| 15 / 381 | 21 / 533 | 27 / 686 |
| 15 / 381 | 21 / 533 | 30 / 762 |
| 15 / 381 | 21 / 533 | 33 / 838 |
| 15 / 381 | 21 / 533 | 36 / 914 |

PRICING

| CASE FINISH | |
|-----------------|-----------|
| Source Laminate | Flintwood |
| 677 | 2472 |
| 713 | 2685 |
| 750 | 2896 |
| 786 | 3108 |
| 729 | 2569 |
| 769 | 2794 |
| 809 | 3019 |
| 849 | 3243 |
| 781 | 2665 |
| 824 | 2902 |
| 868 | 3140 |
| 911 | 3377 |
| 987 | 3578 |
| 1048 | 3938 |
| 1108 | 4298 |
| 1169 | 4657 |

Pricing is continued on the following page.

CEUPL
Upper Cabinet – Pigeonholes
(Continued)

DIMENSIONS
INCHES / MM

| D | W | H |
|----------|----------|----------|
| 15 / 381 | 24 / 610 | 27 / 686 |
| 15 / 381 | 24 / 610 | 30 / 762 |
| 15 / 381 | 24 / 610 | 33 / 838 |
| 15 / 381 | 24 / 610 | 36 / 914 |
| | | |
| 15 / 381 | 27 / 686 | 27 / 686 |
| 15 / 381 | 27 / 686 | 30 / 762 |
| 15 / 381 | 27 / 686 | 33 / 838 |
| 15 / 381 | 27 / 686 | 36 / 914 |
| | | |
| 15 / 381 | 30 / 762 | 27 / 686 |
| 15 / 381 | 30 / 762 | 30 / 762 |
| 15 / 381 | 30 / 762 | 33 / 838 |
| 15 / 381 | 30 / 762 | 36 / 914 |
| | | |
| 15 / 381 | 33 / 838 | 27 / 686 |
| 15 / 381 | 33 / 838 | 30 / 762 |
| 15 / 381 | 33 / 838 | 33 / 838 |
| 15 / 381 | 33 / 838 | 36 / 914 |
| | | |
| 15 / 381 | 36 / 914 | 27 / 686 |
| 15 / 381 | 36 / 914 | 30 / 762 |
| 15 / 381 | 36 / 914 | 33 / 838 |
| 15 / 381 | 36 / 914 | 36 / 914 |

PRICING

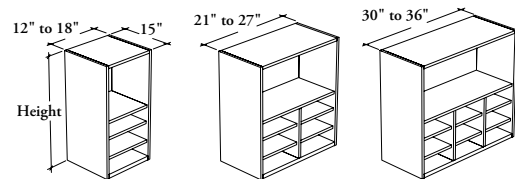
| CASE FINISH | |
|-----------------|-----------|
| Source Laminate | Flintwood |
| 1039 | 3683 |
| 1105 | 4056 |
| 1171 | 4429 |
| 1238 | 4803 |
| | |
| 1091 | 3789 |
| 1162 | 4175 |
| 1234 | 4562 |
| 1306 | 4948 |
| | |
| 1288 | 4702 |
| 1377 | 5167 |
| 1465 | 5634 |
| 1554 | 6099 |
| | |
| 1346 | 4807 |
| 1436 | 5280 |
| 1525 | 5754 |
| 1615 | 6228 |
| | |
| 1404 | 4912 |
| 1495 | 5393 |
| 1586 | 5875 |
| 1677 | 6356 |

upper cabinets

Xpress

CEUPO

Upper Cabinet – Pigeonholes Section and Open



WHAT'S INCLUDED

1 upper cabinet, mounting hardware, 1 adjustable shelf for 30" to 42" height (upper section) and pigeonhole openings per column as listed below:

| Pigeonhole Openings (bottom section) | 12" to 18" w | 21" to 27" w 1 Vertical Divider | 30" to 36" w 2 Vertical Dividers |
|--------------------------------------|--------------|------------------------------------|-------------------------------------|
| 27" to 42" h | 3 | 3 | 3 |

WHAT'S EXCLUDED

Wall-Mounted Rail for Upper Cabinet (CEUR) and Recessed LED Light (CEALED).

NOTES

Light Management with Groove Connection – None (X) is **not** available when 12" to 21" width cabinet is specified.

An Integrated End Panel **cannot** be specified on the same side as a groove connection in the Light Management options.

Pigeonhole shelves are removable, but **cannot** be adjusted.

The Pigeonhole section is always 12" high.

When a shelf is included, holes at 3" intervals in the upper section allow for shelf adjustment.

Additional Shelves for Cabinet (CEACS) are available for 30" to 42" height cabinets and must be specified separately.

Xpress See *Xpress Program* and/or specification software for finishes availability.

PRODUCT OPTIONS

| Depth | Width | Height | Light Management | Integrated End Panel | Case Finish |
|-------|------------------------------------|--------------------|---|---|---|
| 15 | 12, 15, 18, 21, 24, 27, 30, 33, 36 | 27, 30, 33, 36, 42 | B Groove Connection – Both Sides L Groove Connection – Left R Groove Connection – Right X Groove Connection – None N No Light Management | B End Panel – Both Sides (Shown) L End Panel – Left R End Panel – Right N End Panel – None | Source Laminate Flintwood (No Cathedral) |

SAMPLE ORDER CODE

| | | | | | |
|-----------------|-----------|-----------|----------|----------|-----------|
| CEUPO 15 | 24 | 30 | B | N | 3G |
|-----------------|-----------|-----------|----------|----------|-----------|

DIMENSIONS INCHES / MM

| D | W | H |
|----------|----------|-----------|
| 15 / 381 | 12 / 305 | 27 / 686 |
| 15 / 381 | 12 / 305 | 30 / 762 |
| 15 / 381 | 12 / 305 | 33 / 838 |
| 15 / 381 | 12 / 305 | 36 / 914 |
| 15 / 381 | 12 / 305 | 42 / 1067 |
| 15 / 381 | 15 / 381 | 27 / 686 |
| 15 / 381 | 15 / 381 | 30 / 762 |
| 15 / 381 | 15 / 381 | 33 / 838 |
| 15 / 381 | 15 / 381 | 36 / 914 |
| 15 / 381 | 15 / 381 | 42 / 1067 |
| 15 / 381 | 18 / 457 | 27 / 686 |
| 15 / 381 | 18 / 457 | 30 / 762 |
| 15 / 381 | 18 / 457 | 33 / 838 |
| 15 / 381 | 18 / 457 | 36 / 914 |
| 15 / 381 | 18 / 457 | 42 / 1067 |

PRICING

| CASE FINISH | |
|-----------------|-----------|
| Source Laminate | Flintwood |
| 639 | 2052 |
| 691 | 2218 |
| 716 | 2248 |
| 742 | 2278 |
| 789 | 2339 |
| 688 | 2124 |
| 745 | 2297 |
| 770 | 2329 |
| 797 | 2362 |
| 845 | 2427 |
| 738 | 2195 |
| 800 | 2375 |
| 826 | 2410 |
| 854 | 2446 |
| 902 | 2516 |

Pricing is continued on the following page.

CEUPO
Upper Cabinet – Pigeonholes
Section and Open (Continued)

DIMENSIONS
INCHES / MM

| D | W | H |
|----------|----------|-----------|
| 15 / 381 | 21 / 533 | 27 / 686 |
| 15 / 381 | 21 / 533 | 30 / 762 |
| 15 / 381 | 21 / 533 | 33 / 838 |
| 15 / 381 | 21 / 533 | 36 / 914 |
| 15 / 381 | 21 / 533 | 42 / 1067 |
| 15 / 381 | 24 / 610 | 27 / 686 |
| 15 / 381 | 24 / 610 | 30 / 762 |
| 15 / 381 | 24 / 610 | 33 / 838 |
| 15 / 381 | 24 / 610 | 36 / 914 |
| 15 / 381 | 24 / 610 | 42 / 1067 |
| 15 / 381 | 27 / 686 | 27 / 686 |
| 15 / 381 | 27 / 686 | 30 / 762 |
| 15 / 381 | 27 / 686 | 33 / 838 |
| 15 / 381 | 27 / 686 | 36 / 914 |
| 15 / 381 | 27 / 686 | 42 / 1067 |
| 15 / 381 | 30 / 762 | 27 / 686 |
| 15 / 381 | 30 / 762 | 30 / 762 |
| 15 / 381 | 30 / 762 | 33 / 838 |
| 15 / 381 | 30 / 762 | 36 / 914 |
| 15 / 381 | 30 / 762 | 42 / 1067 |
| 15 / 381 | 33 / 838 | 27 / 686 |
| 15 / 381 | 33 / 838 | 30 / 762 |
| 15 / 381 | 33 / 838 | 33 / 838 |
| 15 / 381 | 33 / 838 | 36 / 914 |
| 15 / 381 | 33 / 838 | 42 / 1067 |
| 15 / 381 | 36 / 914 | 27 / 686 |
| 15 / 381 | 36 / 914 | 30 / 762 |
| 15 / 381 | 36 / 914 | 33 / 838 |
| 15 / 381 | 36 / 914 | 36 / 914 |
| 15 / 381 | 36 / 914 | 42 / 1067 |

PRICING

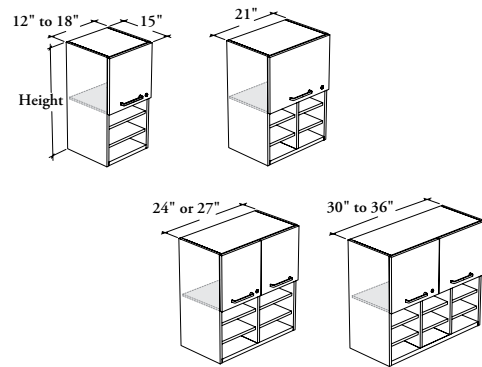
| CASE FINISH | |
|-----------------|-----------|
| Source Laminate | Flintwood |
| 844 | 2605 |
| 911 | 2792 |
| 937 | 2830 |
| 966 | 2867 |
| 1015 | 2942 |
| 908 | 2690 |
| 982 | 2913 |
| 1012 | 2978 |
| 1046 | 3043 |
| 1099 | 3173 |
| 954 | 2821 |
| 1038 | 3054 |
| 1071 | 3122 |
| 1109 | 3191 |
| 1171 | 3328 |
| 1056 | 3288 |
| 1147 | 3533 |
| 1185 | 3605 |
| 1226 | 3677 |
| 1296 | 3820 |
| 1100 | 3418 |
| 1201 | 3673 |
| 1242 | 3748 |
| 1288 | 3823 |
| 1366 | 3974 |
| 1144 | 3548 |
| 1254 | 3814 |
| 1299 | 3892 |
| 1348 | 3971 |
| 1434 | 4129 |

upper cabinets

Xpress

CEUPS

Upper Cabinet – Pigeonholes Section and Door(s)



WHAT'S INCLUDED

1 upper cabinet, pull(s) (as specified), mounting hardware, locks and keys (as specified), 1 adjustable shelf for 30" to 42" height (upper section) and pigeonhole openings per column as listed below:

| Pigeonhole Openings (bottom section) | 12" to 18" w | 21" to 27" w 1 Vertical Divider | 30" to 36" w 2 Vertical Dividers |
|--------------------------------------|--------------|------------------------------------|-------------------------------------|
| 27" to 42" h | 3 | 3 | 3 |

WHAT'S EXCLUDED

Wall-Mounted Rail for Upper Cabinet (CEUR) and Recessed LED Light (CEALED).

NOTES

Light Management with Groove Connection – None (X) is **not** available when 12" to 21" width cabinet is specified.

An Integrated End Panel **cannot** be specified on the same side as a groove connection in the Light Management options.

When Flintwood Front Finish is specified, only Not Applicable (NA) Edge Trim Finish is available.

When Stainless (8) or Drilled On-Site – No Pull (Z) Pull Style is specified, Pull Finish is **not** available.

Pigeonhole shelves are removable, but **cannot** be adjusted.

The Pigeonhole section is always 12" high.

When a shelf is included, holes at 1 1/4" intervals allow for shelf adjustment.

Additional Shelves for Cabinet (CEACS) are available for 30" to 42" height cabinets and must be specified separately.

Xpress See *Xpress Program* and/or specification software for finishes availability.

PRODUCT OPTIONS

| Depth | Width | Height | Light Management | Integrated End Panel | Door Swing Direction | Hinge Style |
|-------|------------------------------------|--------------------|---|---|--|--------------------------------|
| 15 | 12, 15, 18, 21, 24, 27, 30, 33, 36 | 27, 30, 33, 36, 42 | B Groove Connection – Both Sides L Groove Connection – Left R Groove Connection – Right X Groove Connection – None N No Light Management | B End Panel – Both Sides (Shown) L End Panel – Left R End Panel – Right N End Panel – None | L Door Swing – Left (Shown) R Door Swing – Right N Not Applicable (Shown) | S Standard – Soft Close |

SAMPLE ORDER CODE

| | | | | | | |
|-----------------|-----------|-----------|----------|----------|----------|----------|
| CEUPS 15 | 24 | 30 | N | L | N | S |
|-----------------|-----------|-----------|----------|----------|----------|----------|

PRODUCT OPTIONS CONTINUED

| Front Finish | Edge Trim Finish | Case Finish | Pull Style | | Pull Finish (If Applicable) | Key Style |
|--------------------------|--------------------------|--------------------------|-----------------------------|------------------------------------|-----------------------------|-------------------------|
| Source Laminate | Edge Trim Colors | Source Laminate | 1 Standard Expansion | M Modern Straight (ADA) | Foundation | K Keyed Alike |
| Foundation Laminate | NA Not Applicable | Flintwood (No Cathedral) | 8 Stainless (ADA) | S Slim (Shown) | Accent | R Keyed Randomly |
| Grade 2 Laminate | | | 9 Rectangular | Z Drilled On-Site – No Pull | Mica | N No Lock |
| Flintwood (No Cathedral) | | | E Edge – Standard | | | |
| | | | F Edge – Small | | | |

SAMPLE ORDER CODE CONTINUED

| | | | | | |
|-----------|-----------|-----------|----------|-----------|----------|
| 3G | 4G | 3G | S | 52 | K |
|-----------|-----------|-----------|----------|-----------|----------|

See Pricing on the following page.

CEUPS

Upper Cabinet – Pigeonholes Section and Door(s) (Continued)

DIMENSIONS
INCHES / MM

PRICING

| | | | LEFT (L) OR RIGHT (R) DOOR SWING | | | | | | | |
|----------|----------|-----------|----------------------------------|-----------------|---------------------------|-----------|------------------------|-----------|-----------------|--|
| | | | SOURCE LAMINATE FRONT | | FOUNDATION LAMINATE FRONT | | GRADE 2 LAMINATE FRONT | | FLINTWOOD FRONT | |
| | | | CASE FINISH | | | | | | | |
| D | W | H | Source Laminate | Source Laminate | Source Laminate | Flintwood | Source Laminate | Flintwood | | |
| 15 / 381 | 12 / 305 | 27 / 686 | 737 | 764 | 833 | 2291 | 824 | 2237 | | |
| 15 / 381 | 12 / 305 | 30 / 762 | 796 | 830 | 895 | 2481 | 886 | 2413 | | |
| 15 / 381 | 12 / 305 | 33 / 838 | 829 | 869 | 930 | 2533 | 920 | 2452 | | |
| 15 / 381 | 12 / 305 | 36 / 914 | 862 | 909 | 965 | 2586 | 955 | 2491 | | |
| 15 / 381 | 12 / 305 | 42 / 1067 | 914 | 974 | 1033 | 2693 | 1022 | 2572 | | |
| 15 / 381 | 15 / 381 | 27 / 686 | 794 | 828 | 895 | 2390 | 886 | 2322 | | |
| 15 / 381 | 15 / 381 | 30 / 762 | 859 | 901 | 965 | 2591 | 955 | 2507 | | |
| 15 / 381 | 15 / 381 | 33 / 838 | 891 | 941 | 1001 | 2651 | 991 | 2550 | | |
| 15 / 381 | 15 / 381 | 36 / 914 | 925 | 983 | 1040 | 2712 | 1029 | 2594 | | |
| 15 / 381 | 15 / 381 | 42 / 1067 | 979 | 1054 | 1117 | 2839 | 1105 | 2687 | | |
| 15 / 381 | 18 / 457 | 27 / 686 | 853 | 893 | 960 | 2488 | 950 | 2407 | | |
| 15 / 381 | 18 / 457 | 30 / 762 | 922 | 972 | 1036 | 2701 | 1025 | 2600 | | |
| 15 / 381 | 18 / 457 | 33 / 838 | 955 | 1015 | 1075 | 2769 | 1064 | 2648 | | |
| 15 / 381 | 18 / 457 | 36 / 914 | 990 | 1060 | 1118 | 2840 | 1106 | 2698 | | |
| 15 / 381 | 18 / 457 | 42 / 1067 | 1045 | 1135 | 1201 | 2985 | 1189 | 2803 | | |
| 15 / 381 | 21 / 533 | 27 / 686 | 967 | 1014 | 1080 | 2925 | 1069 | 2830 | | |
| 15 / 381 | 21 / 533 | 30 / 762 | 1041 | 1099 | 1163 | 3150 | 1151 | 3032 | | |
| 15 / 381 | 21 / 533 | 33 / 838 | 1074 | 1144 | 1205 | 3228 | 1193 | 3086 | | |
| 15 / 381 | 21 / 533 | 36 / 914 | 1110 | 1191 | 1250 | 3303 | 1237 | 3138 | | |
| 15 / 381 | 21 / 533 | 42 / 1067 | 1167 | 1272 | 1343 | 3468 | 1329 | 3256 | | |
| | | | NOT APPLICABLE DOOR SWING (N) | | | | | | | |
| 15 / 381 | 24 / 610 | 27 / 686 | 1123 | 1176 | 1315 | 3191 | 1301 | 3083 | | |
| 15 / 381 | 24 / 610 | 30 / 762 | 1205 | 1272 | 1408 | 3460 | 1394 | 3325 | | |
| 15 / 381 | 24 / 610 | 33 / 838 | 1243 | 1323 | 1457 | 3570 | 1442 | 3408 | | |
| 15 / 381 | 24 / 610 | 36 / 914 | 1286 | 1379 | 1509 | 3680 | 1494 | 3491 | | |
| 15 / 381 | 24 / 610 | 42 / 1067 | 1346 | 1465 | 1604 | 3904 | 1588 | 3662 | | |
| 15 / 381 | 27 / 686 | 27 / 686 | 1174 | 1234 | 1374 | 3348 | 1360 | 3227 | | |
| 15 / 381 | 27 / 686 | 30 / 762 | 1267 | 1342 | 1480 | 3633 | 1465 | 3481 | | |
| 15 / 381 | 27 / 686 | 33 / 838 | 1309 | 1399 | 1534 | 3751 | 1518 | 3569 | | |
| 15 / 381 | 27 / 686 | 36 / 914 | 1356 | 1461 | 1593 | 3871 | 1577 | 3659 | | |
| 15 / 381 | 27 / 686 | 42 / 1067 | 1428 | 1562 | 1704 | 4117 | 1687 | 3844 | | |
| 15 / 381 | 30 / 762 | 27 / 686 | 1282 | 1349 | 1491 | 3843 | 1476 | 3708 | | |
| 15 / 381 | 30 / 762 | 30 / 762 | 1382 | 1465 | 1605 | 4143 | 1589 | 3975 | | |
| 15 / 381 | 30 / 762 | 33 / 838 | 1430 | 1530 | 1667 | 4272 | 1650 | 4070 | | |
| 15 / 381 | 30 / 762 | 36 / 914 | 1481 | 1597 | 1731 | 4400 | 1713 | 4164 | | |
| 15 / 381 | 30 / 762 | 42 / 1067 | 1562 | 1711 | 1858 | 4666 | 1839 | 4363 | | |

Pricing is continued on the following page.

upper cabinets

Xpress

CEUPS

Upper Cabinet – Pigeonholes Section and Door(s) (Continued)

DIMENSIONS
INCHES / MM

PRICING

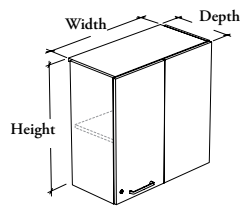
| | | | NOT APPLICABLE DOOR SWING (N) | | | |
|----------|----------|-----------|-------------------------------|---------------------------|------------------------------|------------------------------|
| | | | SOURCE LAMINATE FRONT | FOUNDATION LAMINATE FRONT | GRADE 2 LAMINATE FRONT | FLINTWOOD FRONT |
| | | | CASE FINISH | | | |
| D | W | H | Source Laminate | Source Laminate | Source Laminate Flintwood | Source Laminate Flintwood |
| 15 / 381 | 33 / 838 | 27 / 686 | 1331 | 1404 | 1549 3999 | 1533 3851 |
| 15 / 381 | 33 / 838 | 30 / 762 | 1443 | 1534 | 1675 4315 | 1658 4130 |
| 15 / 381 | 33 / 838 | 33 / 838 | 1494 | 1603 | 1742 4452 | 1724 4230 |
| 15 / 381 | 33 / 838 | 36 / 914 | 1551 | 1679 | 1813 4589 | 1795 4330 |
| 15 / 381 | 33 / 838 | 42 / 1067 | 1642 | 1806 | 1956 4877 | 1936 4544 |
| 15 / 381 | 36 / 914 | 27 / 686 | 1380 | 1460 | 1606 4156 | 1590 3994 |
| 15 / 381 | 36 / 914 | 30 / 762 | 1502 | 1602 | 1745 4489 | 1727 4287 |
| 15 / 381 | 36 / 914 | 33 / 838 | 1558 | 1677 | 1816 4633 | 1798 4391 |
| 15 / 381 | 36 / 914 | 36 / 914 | 1618 | 1757 | 1893 4780 | 1874 4497 |
| 15 / 381 | 36 / 914 | 42 / 1067 | 1719 | 1898 | 2052 5089 | 2031 4726 |

upper cabinets

Xpress

CEUCS

Upper Cabinet for Blind Corner – Door



WHAT'S INCLUDED

1 upper cabinet, 1 fixed panel, 1 pull (as specified), mounting hardware, locks and keys (as specified) and adjustable shelf(ves) listed below:

| Adjustable Shelf(ves) | 24" to 36" w |
|-----------------------|--------------|
| 24" to 30" h (Shown) | 1 |
| 33" to 42" h | 2 |

WHAT'S EXCLUDED

Wall-Mounted Rail for Upper Cabinet (CEUR) and Recessed LED Light (CEALED).

NOTES

Light Management with Groove Connection (L or R) and Integrated End Panel **cannot** be specified on the Fixed Panel side.

An Integrated End Panel **cannot** be specified on the same side as a groove connection in the Light Management options.

When Flintwood Door and Fixed Panel Finish is specified, only Not Applicable (NA) Edge Trim Finish is available.

When Stainless (8), Finger Pull (X) or Drilled On-Site – No Pull (Z) Pull Style is specified, Pull Finish is **not** available.

The Fixed Panel is always half the width of the cabinet.

When a shelf is included, holes at 1 1/4" intervals allow for shelf adjustment.

Additional Shelves for Cabinet (CEACS) are available and must be specified separately.

Xpress See *Xpress Program* and/or specification software for finishes availability.

PRODUCT OPTIONS

| Depth | Width | Height | Fixed Panel Position | Light Management | Integrated End Panel | Hinge Style |
|--------|--------------------|------------------------|---|--|--|--------------------------------|
| 12, 15 | 24, 27, 30, 33, 36 | 24, 27, 30, 33, 36, 42 | L Fixed Panel – Left R Fixed Panel – Right (Shown) | L Groove Connection – Left R Groove Connection – Right X Groove Connection – None N No Light Management | L End Panel – Left R End Panel – Right N End Panel – None (Shown) | S Standard – Soft Close |

SAMPLE ORDER CODE

| | | | | | | |
|-----------------|-----------|-----------|----------|----------|----------|----------|
| CEUCS 15 | 24 | 30 | L | N | N | S |
|-----------------|-----------|-----------|----------|----------|----------|----------|

PRODUCT OPTIONS CONTINUED

| Door and Fixed Panel Finish | Edge Trim Finish | Case Finish | Pull Style | | Pull Finish (If Applicable) | Key Style |
|-----------------------------|--------------------------|--------------------------|-----------------------------|------------------------------------|-----------------------------|-------------------------|
| Source Laminate | Edge Trim Colors | Source Laminate | 1 Standard Expansion | M Modern Straight (ADA) | Foundation | K Keyed Alike |
| Foundation Laminate | NA Not Applicable | Flintwood (No Cathedral) | 8 Stainless (ADA) | S Slim (Shown) | Accent | R Keyed Randomly |
| Grade 2 Laminate | | | 9 Rectangular | X Finger Pull | Mica | N No Lock |
| Flintwood (No Cathedral) | | | E Edge – Standard | Z Drilled On-Site – No Pull | | |
| | | | F Edge – Small | | | |

SAMPLE ORDER CODE CONTINUED

| | | | | |
|-----------|-----------|-----------|----------|----------|
| 3G | 4G | 3G | X | K |
|-----------|-----------|-----------|----------|----------|

See Pricing on the following page.

CEUCS

Upper Cabinet for Blind Corner – Door (Continued)

DIMENSIONS
INCHES / MM

PRICING

| | | | SOURCE LAMINATE DOOR & FIXED PANEL | FOUNDATION LAMINATE DOOR & FIXED PANEL | GRADE 2 LAMINATE DOOR & FIXED PANEL | FLINTWOOD DOOR & FIXED PANEL | | |
|----------|----------|-----------|---------------------------------------|---|--|---------------------------------|--------------------|-----------|
| | | | CASE FINISH | | | | | |
| D | W | H | Source Laminate | Source Laminate | Source Laminate | Flintwood | Source Laminate | Flintwood |
| 12 / 305 | 24 / 610 | 24 / 610 | 891 | 997 | 1106 | 2301 | 1099 | 2294 |
| 12 / 305 | 24 / 610 | 27 / 686 | 919 | 1038 | 1161 | 2420 | 1145 | 2404 |
| 12 / 305 | 24 / 610 | 30 / 762 | 948 | 1081 | 1217 | 2540 | 1190 | 2513 |
| 12 / 305 | 24 / 610 | 33 / 838 | 1014 | 1160 | 1310 | 2660 | 1272 | 2622 |
| 12 / 305 | 24 / 610 | 36 / 914 | 1034 | 1193 | 1357 | 2780 | 1309 | 2732 |
| 12 / 305 | 24 / 610 | 42 / 1067 | 1101 | 1286 | 1478 | 3019 | 1409 | 2950 |
| 12 / 305 | 27 / 686 | 24 / 610 | 927 | 1046 | 1169 | 2437 | 1148 | 2416 |
| 12 / 305 | 27 / 686 | 27 / 686 | 959 | 1093 | 1232 | 2566 | 1199 | 2533 |
| 12 / 305 | 27 / 686 | 30 / 762 | 992 | 1141 | 1295 | 2694 | 1251 | 2650 |
| 12 / 305 | 27 / 686 | 33 / 838 | 1064 | 1228 | 1397 | 2822 | 1343 | 2768 |
| 12 / 305 | 27 / 686 | 36 / 914 | 1088 | 1267 | 1451 | 2950 | 1386 | 2885 |
| 12 / 305 | 27 / 686 | 42 / 1067 | 1161 | 1370 | 1585 | 3206 | 1498 | 3119 |
| 12 / 305 | 30 / 762 | 24 / 610 | 962 | 1095 | 1231 | 2574 | 1194 | 2537 |
| 12 / 305 | 30 / 762 | 27 / 686 | 999 | 1148 | 1302 | 2712 | 1253 | 2663 |
| 12 / 305 | 30 / 762 | 30 / 762 | 1034 | 1200 | 1370 | 2847 | 1311 | 2788 |
| 12 / 305 | 30 / 762 | 33 / 838 | 1115 | 1297 | 1485 | 2985 | 1413 | 2913 |
| 12 / 305 | 30 / 762 | 36 / 914 | 1141 | 1340 | 1545 | 3121 | 1462 | 3038 |
| 12 / 305 | 30 / 762 | 42 / 1067 | 1222 | 1454 | 1693 | 3394 | 1588 | 3289 |
| 12 / 305 | 33 / 838 | 24 / 610 | 999 | 1145 | 1295 | 2710 | 1243 | 2658 |
| 12 / 305 | 33 / 838 | 27 / 686 | 1038 | 1202 | 1371 | 2855 | 1307 | 2791 |
| 12 / 305 | 33 / 838 | 30 / 762 | 1078 | 1260 | 1448 | 3001 | 1372 | 2925 |
| 12 / 305 | 33 / 838 | 33 / 838 | 1165 | 1365 | 1572 | 3146 | 1484 | 3058 |
| 12 / 305 | 33 / 838 | 36 / 914 | 1196 | 1414 | 1640 | 3292 | 1540 | 3192 |
| 12 / 305 | 33 / 838 | 42 / 1067 | 1284 | 1539 | 1802 | 3582 | 1678 | 3458 |
| 12 / 305 | 36 / 914 | 24 / 610 | 1035 | 1194 | 1358 | 2847 | 1291 | 2780 |
| 12 / 305 | 36 / 914 | 27 / 686 | 1079 | 1258 | 1442 | 3001 | 1362 | 2921 |
| 12 / 305 | 36 / 914 | 30 / 762 | 1122 | 1321 | 1526 | 3156 | 1434 | 3064 |
| 12 / 305 | 36 / 914 | 33 / 838 | 1215 | 1433 | 1659 | 3309 | 1555 | 3205 |
| 12 / 305 | 36 / 914 | 36 / 914 | 1249 | 1487 | 1733 | 3463 | 1616 | 3346 |
| 12 / 305 | 36 / 914 | 42 / 1067 | 1345 | 1623 | 1910 | 3772 | 1767 | 3629 |
| 15 / 381 | 24 / 610 | 24 / 610 | 951 | 1057 | 1166 | 2395 | 1159 | 2388 |
| 15 / 381 | 24 / 610 | 27 / 686 | 983 | 1102 | 1225 | 2522 | 1209 | 2506 |
| 15 / 381 | 24 / 610 | 30 / 762 | 1016 | 1149 | 1285 | 2649 | 1258 | 2622 |
| 15 / 381 | 24 / 610 | 33 / 838 | 1094 | 1240 | 1390 | 2777 | 1352 | 2739 |
| 15 / 381 | 24 / 610 | 36 / 914 | 1132 | 1291 | 1455 | 2905 | 1407 | 2857 |
| 15 / 381 | 24 / 610 | 42 / 1067 | 1193 | 1378 | 1570 | 3159 | 1501 | 3090 |
| 15 / 381 | 27 / 686 | 24 / 610 | 989 | 1108 | 1231 | 2535 | 1210 | 2514 |
| 15 / 381 | 27 / 686 | 27 / 686 | 1027 | 1161 | 1300 | 2673 | 1267 | 2640 |
| 15 / 381 | 27 / 686 | 30 / 762 | 1065 | 1214 | 1368 | 2811 | 1324 | 2767 |
| 15 / 381 | 27 / 686 | 33 / 838 | 1152 | 1316 | 1485 | 2947 | 1431 | 2893 |
| 15 / 381 | 27 / 686 | 36 / 914 | 1194 | 1373 | 1557 | 3084 | 1492 | 3019 |
| 15 / 381 | 27 / 686 | 42 / 1067 | 1265 | 1474 | 1689 | 3359 | 1602 | 3272 |

Pricing is continued on the following page.

upper cabinets

Xpress

CEUCS

Upper Cabinet for Blind Corner – Door (Continued)

DIMENSIONS
INCHES / MM

PRICING

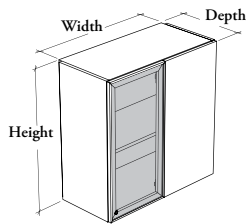
| | | | SOURCE LAMINATE DOOR & FIXED PANEL | | FOUNDATION LAMINATE DOOR & FIXED PANEL | | GRADE 2 LAMINATE DOOR & FIXED PANEL | | FLINTWOOD DOOR & FIXED PANEL | |
|----------|----------|-----------|------------------------------------|-----------------|--|-----------|-------------------------------------|-----------|------------------------------|-----------|
| | | | CASE FINISH | | | | | | | |
| D | W | H | Source Laminate | Source Laminate | Source Laminate | Flintwood | Source Laminate | Flintwood | Source Laminate | Flintwood |
| 15 / 381 | 30 / 762 | 24 / 610 | 1027 | 1160 | 1296 | 2677 | 1259 | 2640 | | |
| 15 / 381 | 30 / 762 | 27 / 686 | 1070 | 1219 | 1373 | 2825 | 1324 | 2776 | | |
| 15 / 381 | 30 / 762 | 30 / 762 | 1112 | 1278 | 1448 | 2970 | 1389 | 2911 | | |
| 15 / 381 | 30 / 762 | 33 / 838 | 1209 | 1391 | 1579 | 3118 | 1507 | 3046 | | |
| 15 / 381 | 30 / 762 | 36 / 914 | 1255 | 1454 | 1659 | 3265 | 1576 | 3182 | | |
| 15 / 381 | 30 / 762 | 42 / 1067 | 1336 | 1568 | 1807 | 3558 | 1702 | 3453 | | |
| 15 / 381 | 33 / 838 | 24 / 610 | 1066 | 1212 | 1362 | 2819 | 1310 | 2767 | | |
| 15 / 381 | 33 / 838 | 27 / 686 | 1113 | 1277 | 1446 | 2975 | 1382 | 2911 | | |
| 15 / 381 | 33 / 838 | 30 / 762 | 1162 | 1344 | 1532 | 3133 | 1456 | 3057 | | |
| 15 / 381 | 33 / 838 | 33 / 838 | 1266 | 1466 | 1673 | 3288 | 1585 | 3200 | | |
| 15 / 381 | 33 / 838 | 36 / 914 | 1318 | 1536 | 1762 | 3445 | 1662 | 3345 | | |
| 15 / 381 | 33 / 838 | 42 / 1067 | 1408 | 1663 | 1926 | 3757 | 1802 | 3633 | | |
| 15 / 381 | 36 / 914 | 24 / 610 | 1103 | 1262 | 1426 | 2960 | 1359 | 2893 | | |
| 15 / 381 | 36 / 914 | 27 / 686 | 1157 | 1336 | 1520 | 3127 | 1440 | 3047 | | |
| 15 / 381 | 36 / 914 | 30 / 762 | 1209 | 1408 | 1613 | 3293 | 1521 | 3201 | | |
| 15 / 381 | 36 / 914 | 33 / 838 | 1322 | 1540 | 1766 | 3459 | 1662 | 3355 | | |
| 15 / 381 | 36 / 914 | 36 / 914 | 1379 | 1617 | 1863 | 3624 | 1746 | 3507 | | |
| 15 / 381 | 36 / 914 | 42 / 1067 | 1481 | 1759 | 2046 | 3958 | 1903 | 3815 | | |

upper cabinets

Xpress

CEUCG

Upper Cabinet for Blind Corner – Glass Door



WHAT'S INCLUDED

1 upper cabinet, mounting hardware, locks and keys (as specified), 1 fixed panel and adjustable shelf(ves) listed below:

| Adjustable Shelf(ves) | 24" to 36" w |
|-----------------------|--------------|
| 24" to 30" h (Shown) | 1 |
| 33" to 42" h | 2 |

WHAT'S EXCLUDED

Wall-Mounted Rail for Upper Cabinet (CEUR) and Recessed LED Light (CEALED).

NOTES

Light Management with Groove Connection (L or R) and Integrated End Panel **cannot** be specified on the Fixed Panel side.

An Integrated End Panel **cannot** be specified on the same side as a groove connection in the Light Management options.

When Flintwood Fixed Panel Finish is specified, only Not Applicable (NA) Edge Trim Finish is available.

The Fixed Panel is always half the width of the cabinet.

When a shelf is included, holes at 1 1/4" intervals allow for shelf adjustment.

Additional Shelves for Cabinet (CEACS) are available and must be specified separately.

Xpress See *Xpress Program* and/or specification software for finishes availability.

PRODUCT OPTIONS

| Depth | Width | Height | Fixed Panel Position | Light Management | Integrated End Panel | Hinge Style |
|--------|--------------------|------------------------|---|--|--|--------------------------------|
| 12, 15 | 24, 27, 30, 33, 36 | 24, 27, 30, 33, 36, 42 | L Fixed Panel – Left R Fixed Panel – Right (Shown) | L Groove Connection – Left R Groove Connection – Right X Groove Connection – None N No Light Management | L End Panel – Left R End Panel – Right N End Panel – None (Shown) | S Standard – Soft Close |

SAMPLE ORDER CODE

| | | | | | | |
|-----------------|-----------|-----------|----------|----------|----------|----------|
| CEUCG 15 | 24 | 30 | L | N | N | S |
|-----------------|-----------|-----------|----------|----------|----------|----------|

PRODUCT OPTIONS CONTINUED

| Fixed Panel Finish | Edge Trim Finish | Case Finish | Door Frame Finish | Glass Door Finish | Pull Style | Key Style |
|--------------------------|--------------------------|--------------------------|-------------------|---------------------|----------------------|-------------------------|
| Source Laminate | Edge Trim Colors | Source Laminate | Foundation | Standard: | X Finger Pull | K Keyed Alike |
| Foundation Laminate | NA Not Applicable | Flintwood (No Cathedral) | Accent | CL Clear | | R Keyed Randomly |
| Grade 2 Laminate | | | Mica | FT Frosted | | N No Lock |
| Flintwood (No Cathedral) | | | | Back-Painted | | |

SAMPLE ORDER CODE CONTINUED

| | | | | | | |
|-----------|-----------|-----------|-----------|-----------|----------|----------|
| 3G | 4G | 3G | 83 | K7 | X | N |
|-----------|-----------|-----------|-----------|-----------|----------|----------|

See Pricing on the following page.

CEUCG

Upper Cabinet for Blind Corner – Glass Door (Continued)

DIMENSIONS
INCHES / MM

PRICING

KEY UPCHARGE

| | | | SOURCE LAMINATE FIXED PANEL | | FOUNDATION LAMINATE FIXED PANEL | | Keyed Alike or Keyed Randomly |
|----------|----------|-----------|-----------------------------|--------------------------------|---------------------------------|--------------------------------|----------------------------------|
| | | | SOURCE LAMINATE CASE | | | | |
| | | | GLASS FINISH | | | | |
| D | W | H | Clear (CL) | Frosted (FT) / Back-Painted | Clear (CL) | Frosted (FT) / Back-Painted | |
| 12 / 305 | 24 / 610 | 24 / 610 | 1155 | 1164 | 1208 | 1217 | 28 |
| 12 / 305 | 24 / 610 | 27 / 686 | 1195 | 1204 | 1255 | 1264 | 28 |
| 12 / 305 | 24 / 610 | 30 / 762 | 1236 | 1244 | 1302 | 1310 | 28 |
| 12 / 305 | 24 / 610 | 33 / 838 | 1308 | 1319 | 1381 | 1392 | 28 |
| 12 / 305 | 24 / 610 | 36 / 914 | 1333 | 1347 | 1413 | 1427 | 28 |
| 12 / 305 | 24 / 610 | 42 / 1067 | 1413 | 1432 | 1505 | 1524 | 28 |
| 12 / 305 | 27 / 686 | 24 / 610 | 1194 | 1204 | 1253 | 1263 | 28 |
| 12 / 305 | 27 / 686 | 27 / 686 | 1237 | 1246 | 1304 | 1313 | 28 |
| 12 / 305 | 27 / 686 | 30 / 762 | 1282 | 1291 | 1356 | 1365 | 28 |
| 12 / 305 | 27 / 686 | 33 / 838 | 1360 | 1372 | 1442 | 1454 | 28 |
| 12 / 305 | 27 / 686 | 36 / 914 | 1390 | 1405 | 1480 | 1495 | 28 |
| 12 / 305 | 27 / 686 | 42 / 1067 | 1475 | 1496 | 1580 | 1601 | 28 |
| 12 / 305 | 30 / 762 | 24 / 610 | 1231 | 1241 | 1298 | 1308 | 28 |
| 12 / 305 | 30 / 762 | 27 / 686 | 1279 | 1289 | 1354 | 1364 | 28 |
| 12 / 305 | 30 / 762 | 30 / 762 | 1326 | 1336 | 1409 | 1419 | 28 |
| 12 / 305 | 30 / 762 | 33 / 838 | 1413 | 1426 | 1504 | 1517 | 28 |
| 12 / 305 | 30 / 762 | 36 / 914 | 1446 | 1462 | 1545 | 1561 | 28 |
| 12 / 305 | 30 / 762 | 42 / 1067 | 1539 | 1561 | 1655 | 1677 | 28 |
| 12 / 305 | 33 / 838 | 24 / 610 | 1270 | 1281 | 1343 | 1354 | 28 |
| 12 / 305 | 33 / 838 | 27 / 686 | 1321 | 1331 | 1403 | 1413 | 28 |
| 12 / 305 | 33 / 838 | 30 / 762 | 1372 | 1382 | 1463 | 1473 | 28 |
| 12 / 305 | 33 / 838 | 33 / 838 | 1465 | 1479 | 1565 | 1579 | 28 |
| 12 / 305 | 33 / 838 | 36 / 914 | 1503 | 1520 | 1612 | 1629 | 28 |
| 12 / 305 | 33 / 838 | 42 / 1067 | 1604 | 1628 | 1732 | 1756 | 28 |
| 12 / 305 | 36 / 914 | 24 / 610 | 1309 | 1320 | 1388 | 1399 | 28 |
| 12 / 305 | 36 / 914 | 27 / 686 | 1364 | 1375 | 1453 | 1464 | 28 |
| 12 / 305 | 36 / 914 | 30 / 762 | 1418 | 1429 | 1517 | 1528 | 28 |
| 12 / 305 | 36 / 914 | 33 / 838 | 1518 | 1533 | 1627 | 1642 | 28 |
| 12 / 305 | 36 / 914 | 36 / 914 | 1558 | 1576 | 1677 | 1695 | 28 |
| 12 / 305 | 36 / 914 | 42 / 1067 | 1667 | 1693 | 1806 | 1832 | 28 |
| 15 / 381 | 24 / 610 | 24 / 610 | 1215 | 1224 | 1268 | 1277 | 28 |
| 15 / 381 | 24 / 610 | 27 / 686 | 1259 | 1268 | 1319 | 1328 | 28 |
| 15 / 381 | 24 / 610 | 30 / 762 | 1304 | 1312 | 1370 | 1378 | 28 |
| 15 / 381 | 24 / 610 | 33 / 838 | 1388 | 1399 | 1461 | 1472 | 28 |
| 15 / 381 | 24 / 610 | 36 / 914 | 1431 | 1445 | 1511 | 1525 | 28 |
| 15 / 381 | 24 / 610 | 42 / 1067 | 1505 | 1524 | 1597 | 1616 | 28 |
| 15 / 381 | 27 / 686 | 24 / 610 | 1256 | 1266 | 1315 | 1325 | 28 |
| 15 / 381 | 27 / 686 | 27 / 686 | 1305 | 1314 | 1372 | 1381 | 28 |
| 15 / 381 | 27 / 686 | 30 / 762 | 1355 | 1364 | 1429 | 1438 | 28 |
| 15 / 381 | 27 / 686 | 33 / 838 | 1448 | 1460 | 1530 | 1542 | 28 |
| 15 / 381 | 27 / 686 | 36 / 914 | 1496 | 1511 | 1586 | 1601 | 28 |
| 15 / 381 | 27 / 686 | 42 / 1067 | 1579 | 1600 | 1684 | 1705 | 28 |

Pricing is continued on the following page.

upper cabinets

Xpress

CEUCG

Upper Cabinet for Blind Corner – Glass Door (Continued)

DIMENSIONS
INCHES / MM

PRICING

KEY
UPCHARGE

| SOURCE LAMINATE FIXED PANEL | | | FOUNDATION LAMINATE FIXED PANEL | | | | Keyed Alike or Keyed Randomly | | |
|------------------------------|----------|----------------|---------------------------------|-----------------------------|------------|-----------------------------|-------------------------------|-------------------------------|-------------------------------|
| SOURCE LAMINATE CASE | | | GLASS FINISH | | | | | | |
| D | W | H | Clear (CL) | Frosted (FT) / Back-Painted | Clear (CL) | Frosted (FT) / Back-Painted | Keyed Alike or Keyed Randomly | | |
| 15 / 381 | 30 / 762 | 24 / 610 | 1296 | 1306 | 1363 | 1373 | | 28 | |
| 15 / 381 | 30 / 762 | 27 / 686 | 1350 | 1360 | 1425 | 1435 | 28 | | |
| 15 / 381 | 30 / 762 | 30 / 762 | 1404 | 1414 | 1487 | 1497 | 28 | | |
| 15 / 381 | 30 / 762 | 33 / 838 | 1507 | 1520 | 1598 | 1611 | 28 | | |
| 15 / 381 | 30 / 762 | 36 / 914 | 1560 | 1576 | 1659 | 1675 | 28 | | |
| 15 / 381 | 30 / 762 | 42 / 1067 | 1653 | 1675 | 1769 | 1791 | 28 | | |
| 15 / 381 | 33 / 838 | 24 / 610 | 1337 | 1348 | 1410 | 1421 | 28 | | |
| 15 / 381 | 33 / 838 | 27 / 686 | 1396 | 1406 | 1478 | 1488 | 28 | | |
| 15 / 381 | 33 / 838 | 30 / 762 | 1456 | 1466 | 1547 | 1557 | 28 | | |
| 15 / 381 | 33 / 838 | 33 / 838 | 1566 | 1580 | 1666 | 1680 | 28 | | |
| 15 / 381 | 33 / 838 | 36 / 914 | 1625 | 1642 | 1734 | 1751 | 28 | | |
| 15 / 381 | 33 / 838 | 42 / 1067 | 1728 | 1752 | 1856 | 1880 | 28 | | |
| 15 / 381 | 36 / 914 | 24 / 610 | 1377 | 1388 | 1456 | 1467 | 28 | | |
| 15 / 381 | 36 / 914 | 27 / 686 | 1442 | 1453 | 1531 | 1542 | 28 | | |
| 15 / 381 | 36 / 914 | 30 / 762 | 1505 | 1516 | 1604 | 1615 | 28 | | |
| 15 / 381 | 36 / 914 | 33 / 838 | 1625 | 1640 | 1734 | 1749 | 28 | | |
| 15 / 381 | 36 / 914 | 36 / 914 | 1688 | 1706 | 1807 | 1825 | 28 | | |
| 15 / 381 | 36 / 914 | 42 / 1067 | 1803 | 1829 | 1942 | 1968 | 28 | | |
| GRADE 2 LAMINATE FIXED PANEL | | | | FLINTWOOD FIXED PANEL | | | | Keyed Alike or Keyed Randomly | |
| SOURCE LAMINATE CASE | | FLINTWOOD CASE | | SOURCE LAMINATE CASE | | FLINTWOOD CASE | | | |
| D | W | H | Clear (CL) | Frosted (FT) / Back-Painted | Clear (CL) | Frosted (FT) / Back-Painted | Clear (CL) | Frosted (FT) / Back-Painted | Keyed Alike or Keyed Randomly |
| 12 / 305 | 24 / 610 | 24 / 610 | 1263 | 1272 | 2458 | 2467 | 1259 | 1268 | |
| 12 / 305 | 24 / 610 | 27 / 686 | 1316 | 1325 | 2575 | 2584 | 1308 | 1317 | 28 |
| 12 / 305 | 24 / 610 | 30 / 762 | 1370 | 1378 | 2693 | 2701 | 1357 | 1365 | 28 |
| 12 / 305 | 24 / 610 | 33 / 838 | 1456 | 1467 | 2806 | 2817 | 1437 | 1448 | 28 |
| 12 / 305 | 24 / 610 | 36 / 914 | 1495 | 1509 | 2918 | 2932 | 1471 | 1485 | 28 |
| 12 / 305 | 24 / 610 | 42 / 1067 | 1601 | 1620 | 3142 | 3161 | 1567 | 1586 | 28 |
| 12 / 305 | 27 / 686 | 24 / 610 | 1315 | 1325 | 2583 | 2593 | 1304 | 1314 | 28 |
| 12 / 305 | 27 / 686 | 27 / 686 | 1374 | 1383 | 2708 | 2717 | 1357 | 1366 | 28 |
| 12 / 305 | 27 / 686 | 30 / 762 | 1433 | 1442 | 2832 | 2841 | 1411 | 1420 | 28 |
| 12 / 305 | 27 / 686 | 33 / 838 | 1527 | 1539 | 2952 | 2964 | 1500 | 1512 | 28 |
| 12 / 305 | 27 / 686 | 36 / 914 | 1572 | 1587 | 3071 | 3086 | 1539 | 1554 | 28 |
| 12 / 305 | 27 / 686 | 42 / 1067 | 1687 | 1708 | 3308 | 3329 | 1644 | 1665 | 28 |
| 12 / 305 | 30 / 762 | 24 / 610 | 1366 | 1376 | 2709 | 2719 | 1347 | 1357 | 28 |
| 12 / 305 | 30 / 762 | 27 / 686 | 1431 | 1441 | 2841 | 2851 | 1406 | 1416 | 28 |
| 12 / 305 | 30 / 762 | 30 / 762 | 1494 | 1504 | 2971 | 2981 | 1464 | 1474 | 28 |
| 12 / 305 | 30 / 762 | 33 / 838 | 1598 | 1611 | 3098 | 3111 | 1562 | 1575 | 28 |
| 12 / 305 | 30 / 762 | 36 / 914 | 1648 | 1664 | 3224 | 3240 | 1606 | 1622 | 28 |
| 12 / 305 | 30 / 762 | 42 / 1067 | 1775 | 1797 | 3476 | 3498 | 1722 | 1744 | 28 |

Pricing is continued on the following page.

C E U C G

Upper Cabinet for Blind Corner – Glass Door (Continued)

**DIMENSIONS
INCHES / MM**

PRICING

**KEY
UPCHARGE**


| | | | GRADE 2 LAMINATE FIXED PANEL | | | | FLINTWOOD FIXED PANEL | | | | KEYED ALIKE OR KEYED RANDOMLY | | |
|----------|----------|-----------|------------------------------|----------------------------|----------------|----------------------------|-----------------------|----------------------------|----------------|----------------------------|-------------------------------|----------------------------|----|
| | | | SOURCE LAMINATE CASE | | FLINTWOOD CASE | | SOURCE LAMINATE CASE | | FLINTWOOD CASE | | | | |
| | | | GLASS FINISH | | | | | | | | | | |
| D | W | H | Clear (CL) | Frosted (FT)/ Back-Painted | Clear (CL) | Frosted (FT)/ Back-Painted | Clear (CL) | Frosted (FT)/ Back-Painted | Clear (CL) | Frosted (FT)/ Back-Painted | Clear (CL) | Frosted (FT)/ Back-Painted | |
| 12 / 305 | 33 / 838 | 24 / 610 | 1418 | 1429 | 2833 | 2844 | 1392 | 1403 | 2807 | 2818 | | | 28 |
| 12 / 305 | 33 / 838 | 27 / 686 | 1487 | 1497 | 2971 | 2981 | 1455 | 1465 | 2939 | 2949 | | | 28 |
| 12 / 305 | 33 / 838 | 30 / 762 | 1557 | 1567 | 3110 | 3120 | 1519 | 1529 | 3072 | 3082 | | | 28 |
| 12 / 305 | 33 / 838 | 33 / 838 | 1669 | 1683 | 3243 | 3257 | 1625 | 1639 | 3199 | 3213 | | | 28 |
| 12 / 305 | 33 / 838 | 36 / 914 | 1725 | 1742 | 3377 | 3394 | 1675 | 1692 | 3327 | 3344 | | | 28 |
| 12 / 305 | 33 / 838 | 42 / 1067 | 1863 | 1887 | 3643 | 3667 | 1801 | 1825 | 3581 | 3605 | | | 28 |
| 12 / 305 | 36 / 914 | 24 / 610 | 1470 | 1481 | 2959 | 2970 | 1437 | 1448 | 2926 | 2937 | | | 28 |
| 12 / 305 | 36 / 914 | 27 / 686 | 1545 | 1556 | 3104 | 3115 | 1505 | 1516 | 3064 | 3075 | | | 28 |
| 12 / 305 | 36 / 914 | 30 / 762 | 1620 | 1631 | 3250 | 3261 | 1574 | 1585 | 3204 | 3215 | | | 28 |
| 12 / 305 | 36 / 914 | 33 / 838 | 1740 | 1755 | 3390 | 3405 | 1688 | 1703 | 3338 | 3353 | | | 28 |
| 12 / 305 | 36 / 914 | 36 / 914 | 1800 | 1818 | 3530 | 3548 | 1742 | 1760 | 3472 | 3490 | | | 28 |
| 12 / 305 | 36 / 914 | 42 / 1067 | 1950 | 1976 | 3812 | 3838 | 1878 | 1904 | 3740 | 3766 | | | 28 |
| 15 / 381 | 24 / 610 | 24 / 610 | 1323 | 1332 | 2552 | 2561 | 1319 | 1328 | 2548 | 2557 | | | 28 |
| 15 / 381 | 24 / 610 | 27 / 686 | 1380 | 1389 | 2677 | 2686 | 1372 | 1381 | 2669 | 2678 | | | 28 |
| 15 / 381 | 24 / 610 | 30 / 762 | 1438 | 1446 | 2802 | 2810 | 1425 | 1433 | 2789 | 2797 | | | 28 |
| 15 / 381 | 24 / 610 | 33 / 838 | 1536 | 1547 | 2923 | 2934 | 1517 | 1528 | 2904 | 2915 | | | 28 |
| 15 / 381 | 24 / 610 | 36 / 914 | 1593 | 1607 | 3043 | 3057 | 1569 | 1583 | 3019 | 3033 | | | 28 |
| 15 / 381 | 24 / 610 | 42 / 1067 | 1693 | 1712 | 3282 | 3301 | 1659 | 1678 | 3248 | 3267 | | | 28 |
| 15 / 381 | 27 / 686 | 24 / 610 | 1377 | 1387 | 2681 | 2691 | 1366 | 1376 | 2670 | 2680 | | | 28 |
| 15 / 381 | 27 / 686 | 27 / 686 | 1442 | 1451 | 2815 | 2824 | 1425 | 1434 | 2798 | 2807 | | | 28 |
| 15 / 381 | 27 / 686 | 30 / 762 | 1506 | 1515 | 2949 | 2958 | 1484 | 1493 | 2927 | 2936 | | | 28 |
| 15 / 381 | 27 / 686 | 33 / 838 | 1615 | 1627 | 3077 | 3089 | 1588 | 1600 | 3050 | 3062 | | | 28 |
| 15 / 381 | 27 / 686 | 36 / 914 | 1678 | 1693 | 3205 | 3220 | 1645 | 1660 | 3172 | 3187 | | | 28 |
| 15 / 381 | 27 / 686 | 42 / 1067 | 1791 | 1812 | 3461 | 3482 | 1748 | 1769 | 3418 | 3439 | | | 28 |
| 15 / 381 | 30 / 762 | 24 / 610 | 1431 | 1441 | 2812 | 2822 | 1412 | 1422 | 2793 | 2803 | | | 28 |
| 15 / 381 | 30 / 762 | 27 / 686 | 1502 | 1512 | 2954 | 2964 | 1477 | 1487 | 2929 | 2939 | | | 28 |
| 15 / 381 | 30 / 762 | 30 / 762 | 1572 | 1582 | 3094 | 3104 | 1542 | 1552 | 3064 | 3074 | | | 28 |
| 15 / 381 | 30 / 762 | 33 / 838 | 1692 | 1705 | 3231 | 3244 | 1656 | 1669 | 3195 | 3208 | | | 28 |
| 15 / 381 | 30 / 762 | 36 / 914 | 1762 | 1778 | 3368 | 3384 | 1720 | 1736 | 3326 | 3342 | | | 28 |
| 15 / 381 | 30 / 762 | 42 / 1067 | 1889 | 1911 | 3640 | 3662 | 1836 | 1858 | 3587 | 3609 | | | 28 |
| 15 / 381 | 33 / 838 | 24 / 610 | 1485 | 1496 | 2942 | 2953 | 1459 | 1470 | 2916 | 2927 | | | 28 |
| 15 / 381 | 33 / 838 | 27 / 686 | 1562 | 1572 | 3091 | 3101 | 1530 | 1540 | 3059 | 3069 | | | 28 |
| 15 / 381 | 33 / 838 | 30 / 762 | 1641 | 1651 | 3242 | 3252 | 1603 | 1613 | 3204 | 3214 | | | 28 |
| 15 / 381 | 33 / 838 | 33 / 838 | 1770 | 1784 | 3385 | 3399 | 1726 | 1740 | 3341 | 3355 | | | 28 |
| 15 / 381 | 33 / 838 | 36 / 914 | 1847 | 1864 | 3530 | 3547 | 1797 | 1814 | 3480 | 3497 | | | 28 |
| 15 / 381 | 33 / 838 | 42 / 1067 | 1987 | 2011 | 3818 | 3842 | 1925 | 1949 | 3756 | 3780 | | | 28 |
| 15 / 381 | 36 / 914 | 24 / 610 | 1538 | 1549 | 3072 | 3083 | 1505 | 1516 | 3039 | 3050 | | | 28 |
| 15 / 381 | 36 / 914 | 27 / 686 | 1623 | 1634 | 3230 | 3241 | 1583 | 1594 | 3190 | 3201 | | | 28 |
| 15 / 381 | 36 / 914 | 30 / 762 | 1707 | 1718 | 3387 | 3398 | 1661 | 1672 | 3341 | 3352 | | | 28 |
| 15 / 381 | 36 / 914 | 33 / 838 | 1847 | 1862 | 3540 | 3555 | 1795 | 1810 | 3488 | 3503 | | | 28 |
| 15 / 381 | 36 / 914 | 36 / 914 | 1930 | 1948 | 3691 | 3709 | 1872 | 1890 | 3633 | 3651 | | | 28 |
| 15 / 381 | 36 / 914 | 42 / 1067 | 2086 | 2112 | 3998 | 4024 | 2014 | 2040 | 3926 | 3952 | | | 28 |

upper cabinets

Xpress

CEUR

Wall-Mounted Rail for Upper Cabinet



The wall support is an aluminum extrusion used to mount Upper Cabinets on the wall.

WHAT'S INCLUDED

1 wall-mounted rail (15" height) or 2 wall-mounted rails (24" to 42" heights).

NOTES

When 24" to 42" Section Height is specified, two rails are included.

A section includes a group of Upper Cabinets with the same height. If an Integrated End Panel is specified, a new section must be created.

The Section Width is nominal and designed to fit in-between Integrated End Panels when specified.

Appropriate attachment methods and hardware for a secure and safe installation must be determined by the installer and meet the applicable local building code and laws.

Installer must provide wall mounting fasteners.

PRODUCT OPTIONS

| Section Width | Section Height |
|---|----------------------------|
| 012, 015, 018, 021, 024, 027, 030, 033, 036, 039, 042, 045, 048, 051, 054, 057, 060, 063, 066, 069, 072, 075, 078, 081, 084, 087, 090, 093, 096, 099, 102, 105, 108, 111, 114, 117, 120, 123, 126, 129, 132, 135, 138, 141, 144, 147, 150, 153, 156, 159, 162, 165, 168, 171, 174, 177, 180, 183, 186, 189, 192, 195, 198, 201, 204, 207, 210, 213, 216, 219, 222, 225, 228, 231, 234, 237, 240, 243, 246, 249, 252, 255, 258, 261, 264, 267, 270, 273, 276, 279, 282, 285, 288, 291, 294, 297, 300, 303, 306, 309, 312, 315, 318, 321, 324, 327, 330, 333, 336, 339, 342, 345, 348, 351, 354, 357, 360, 363, 366 | 15, 24, 27, 30, 33, 36, 42 |

SAMPLE ORDER CODE

| | |
|-----------------|-----------|
| CEUR 075 | 27 |
|-----------------|-----------|

**DIMENSIONS
INCHES / MM**

PRICING

| Section W | Section H |
|-----------|-----------|
| 12 / 305 | 15 / 381 |
| 12 / 305 | 24 / 610 |
| 12 / 305 | 27 / 686 |
| 12 / 305 | 30 / 762 |
| 12 / 305 | 33 / 838 |
| 12 / 305 | 36 / 914 |
| 12 / 305 | 42 / 1067 |

| |
|----|
| 16 |
| 31 |
| 31 |
| 31 |
| 31 |
| 31 |
| 31 |

| | |
|----------|-----------|
| 15 / 381 | 15 / 381 |
| 15 / 381 | 24 / 610 |
| 15 / 381 | 27 / 686 |
| 15 / 381 | 30 / 762 |
| 15 / 381 | 33 / 838 |
| 15 / 381 | 36 / 914 |
| 15 / 381 | 42 / 1067 |

| |
|----|
| 19 |
| 38 |
| 38 |
| 38 |
| 38 |
| 38 |
| 38 |

| | |
|----------|-----------|
| 18 / 457 | 15 / 381 |
| 18 / 457 | 24 / 610 |
| 18 / 457 | 27 / 686 |
| 18 / 457 | 30 / 762 |
| 18 / 457 | 33 / 838 |
| 18 / 457 | 36 / 914 |
| 18 / 457 | 42 / 1067 |

| |
|----|
| 23 |
| 46 |
| 46 |
| 46 |
| 46 |
| 46 |
| 46 |

**DIMENSIONS
INCHES / MM**

PRICING (CONTINUED)

| Section W | Section H |
|-----------|-----------|
| 21 / 533 | 15 / 381 |
| 21 / 533 | 24 / 610 |
| 21 / 533 | 27 / 686 |
| 21 / 533 | 30 / 762 |
| 21 / 533 | 33 / 838 |
| 21 / 533 | 36 / 914 |
| 21 / 533 | 42 / 1067 |

| |
|----|
| 27 |
| 54 |
| 54 |
| 54 |
| 54 |
| 54 |
| 54 |

| | |
|----------|-----------|
| 24 / 610 | 15 / 381 |
| 24 / 610 | 24 / 610 |
| 24 / 610 | 27 / 686 |
| 24 / 610 | 30 / 762 |
| 24 / 610 | 33 / 838 |
| 24 / 610 | 36 / 914 |
| 24 / 610 | 42 / 1067 |

| |
|----|
| 31 |
| 61 |
| 61 |
| 61 |
| 61 |
| 61 |
| 61 |

| | |
|----------|-----------|
| 27 / 686 | 15 / 381 |
| 27 / 686 | 24 / 610 |
| 27 / 686 | 27 / 686 |
| 27 / 686 | 30 / 762 |
| 27 / 686 | 33 / 838 |
| 27 / 686 | 36 / 914 |
| 27 / 686 | 42 / 1067 |

| |
|----|
| 35 |
| 69 |
| 69 |
| 69 |
| 69 |
| 69 |
| 69 |

Pricing is continued on the following page.

CEUR

Wall-Mounted Rail for Upper Cabinet (Continued)

DIMENSIONS
INCHES / MM

PRICING (CONTINUED)

DIMENSIONS
INCHES / MM

PRICING (CONTINUED)

| Section W | Section H |
|-----------|-----------|
| 30 / 762 | 15 / 381 |
| 30 / 762 | 24 / 610 |
| 30 / 762 | 27 / 686 |
| 30 / 762 | 30 / 762 |
| 30 / 762 | 33 / 838 |
| 30 / 762 | 36 / 914 |
| 30 / 762 | 42 / 1067 |
| 33 / 838 | 15 / 381 |
| 33 / 838 | 24 / 610 |
| 33 / 838 | 27 / 686 |
| 33 / 838 | 30 / 762 |
| 33 / 838 | 33 / 838 |
| 33 / 838 | 36 / 914 |
| 33 / 838 | 42 / 1067 |
| 36 / 914 | 15 / 381 |
| 36 / 914 | 24 / 610 |
| 36 / 914 | 27 / 686 |
| 36 / 914 | 30 / 762 |
| 36 / 914 | 33 / 838 |
| 36 / 914 | 36 / 914 |
| 36 / 914 | 42 / 1067 |
| 39 / 991 | 15 / 381 |
| 39 / 991 | 24 / 610 |
| 39 / 991 | 27 / 686 |
| 39 / 991 | 30 / 762 |
| 39 / 991 | 33 / 838 |
| 39 / 991 | 36 / 914 |
| 39 / 991 | 42 / 1067 |
| 42 / 1067 | 15 / 381 |
| 42 / 1067 | 24 / 610 |
| 42 / 1067 | 27 / 686 |
| 42 / 1067 | 30 / 762 |
| 42 / 1067 | 33 / 838 |
| 42 / 1067 | 36 / 914 |
| 42 / 1067 | 42 / 1067 |
| 45 / 1143 | 15 / 381 |
| 45 / 1143 | 24 / 610 |
| 45 / 1143 | 27 / 686 |
| 45 / 1143 | 30 / 762 |
| 45 / 1143 | 33 / 838 |
| 45 / 1143 | 36 / 914 |
| 45 / 1143 | 42 / 1067 |
| 48 / 1219 | 15 / 381 |
| 48 / 1219 | 24 / 610 |
| 48 / 1219 | 27 / 686 |
| 48 / 1219 | 30 / 762 |
| 48 / 1219 | 33 / 838 |
| 48 / 1219 | 36 / 914 |
| 48 / 1219 | 42 / 1067 |

| |
|-----|
| 38 |
| 76 |
| 76 |
| 76 |
| 76 |
| 76 |
| 76 |
| 42 |
| 84 |
| 84 |
| 84 |
| 84 |
| 84 |
| 84 |
| 84 |
| 46 |
| 92 |
| 92 |
| 92 |
| 92 |
| 92 |
| 92 |
| 50 |
| 99 |
| 99 |
| 99 |
| 99 |
| 99 |
| 99 |
| 99 |
| 54 |
| 107 |
| 107 |
| 107 |
| 107 |
| 107 |
| 107 |
| 57 |
| 114 |
| 114 |
| 114 |
| 114 |
| 114 |
| 114 |
| 114 |
| 61 |
| 122 |
| 122 |
| 122 |
| 122 |
| 122 |
| 122 |
| 122 |

| Section W | Section H |
|-----------|-----------|
| 51 / 1295 | 15 / 381 |
| 51 / 1295 | 24 / 610 |
| 51 / 1295 | 27 / 686 |
| 51 / 1295 | 30 / 762 |
| 51 / 1295 | 33 / 838 |
| 51 / 1295 | 36 / 914 |
| 51 / 1295 | 42 / 1067 |
| 54 / 1372 | 15 / 381 |
| 54 / 1372 | 24 / 610 |
| 54 / 1372 | 27 / 686 |
| 54 / 1372 | 30 / 762 |
| 54 / 1372 | 33 / 838 |
| 54 / 1372 | 36 / 914 |
| 54 / 1372 | 42 / 1067 |
| 57 / 1448 | 15 / 381 |
| 57 / 1448 | 24 / 610 |
| 57 / 1448 | 27 / 686 |
| 57 / 1448 | 30 / 762 |
| 57 / 1448 | 33 / 838 |
| 57 / 1448 | 36 / 914 |
| 57 / 1448 | 42 / 1067 |
| 60 / 1524 | 15 / 381 |
| 60 / 1524 | 24 / 610 |
| 60 / 1524 | 27 / 686 |
| 60 / 1524 | 30 / 762 |
| 60 / 1524 | 33 / 838 |
| 60 / 1524 | 36 / 914 |
| 60 / 1524 | 42 / 1067 |
| 63 / 1600 | 15 / 381 |
| 63 / 1600 | 24 / 610 |
| 63 / 1600 | 27 / 686 |
| 63 / 1600 | 30 / 762 |
| 63 / 1600 | 33 / 838 |
| 63 / 1600 | 36 / 914 |
| 63 / 1600 | 42 / 1067 |
| 66 / 1676 | 15 / 381 |
| 66 / 1676 | 24 / 610 |
| 66 / 1676 | 27 / 686 |
| 66 / 1676 | 30 / 762 |
| 66 / 1676 | 33 / 838 |
| 66 / 1676 | 36 / 914 |
| 66 / 1676 | 42 / 1067 |
| 69 / 1753 | 15 / 381 |
| 69 / 1753 | 24 / 610 |
| 69 / 1753 | 27 / 686 |
| 69 / 1753 | 30 / 762 |
| 69 / 1753 | 33 / 838 |
| 69 / 1753 | 36 / 914 |
| 69 / 1753 | 42 / 1067 |

| |
|-----|
| 65 |
| 130 |
| 130 |
| 130 |
| 130 |
| 130 |
| 130 |
| 69 |
| 137 |
| 137 |
| 137 |
| 137 |
| 137 |
| 137 |
| 73 |
| 145 |
| 145 |
| 145 |
| 145 |
| 145 |
| 145 |
| 76 |
| 152 |
| 152 |
| 152 |
| 152 |
| 152 |
| 152 |
| 80 |
| 160 |
| 160 |
| 160 |
| 160 |
| 160 |
| 160 |
| 84 |
| 167 |
| 167 |
| 167 |
| 167 |
| 167 |
| 167 |
| 88 |
| 175 |
| 175 |
| 175 |
| 175 |
| 175 |
| 175 |
| 175 |

Pricing is continued on the following page.

upper cabinets

Xpress

CEUR

Wall-Mounted Rail for Upper Cabinet (Continued)

| DIMENSIONS INCHES / MM | | PRICING (CONTINUED) | DIMENSIONS INCHES / MM | | PRICING (CONTINUED) |
|---------------------------|-----------|---------------------|---------------------------|-----------|---------------------|
| Section W | Section H | | Section W | Section H | |
| 72 / 1829 | 15 / 381 | 92 | 93 / 2362 | 15 / 381 | 118 |
| 72 / 1829 | 24 / 610 | 183 | 93 / 2362 | 24 / 610 | 236 |
| 72 / 1829 | 27 / 686 | 183 | 93 / 2362 | 27 / 686 | 236 |
| 72 / 1829 | 30 / 762 | 183 | 93 / 2362 | 30 / 762 | 236 |
| 72 / 1829 | 33 / 838 | 183 | 93 / 2362 | 33 / 838 | 236 |
| 72 / 1829 | 36 / 914 | 183 | 93 / 2362 | 36 / 914 | 236 |
| 72 / 1829 | 42 / 1067 | 183 | 93 / 2362 | 42 / 1067 | 236 |
| 75 / 1905 | 15 / 381 | 95 | 96 / 2438 | 15 / 381 | 122 |
| 75 / 1905 | 24 / 610 | 190 | 96 / 2438 | 24 / 610 | 243 |
| 75 / 1905 | 27 / 686 | 190 | 96 / 2438 | 27 / 686 | 243 |
| 75 / 1905 | 30 / 762 | 190 | 96 / 2438 | 30 / 762 | 243 |
| 75 / 1905 | 33 / 838 | 190 | 96 / 2438 | 33 / 838 | 243 |
| 75 / 1905 | 36 / 914 | 190 | 96 / 2438 | 36 / 914 | 243 |
| 75 / 1905 | 42 / 1067 | 190 | 96 / 2438 | 42 / 1067 | 243 |
| 78 / 1981 | 15 / 381 | 99 | 99 / 2515 | 15 / 381 | 126 |
| 78 / 1981 | 24 / 610 | 198 | 99 / 2515 | 24 / 610 | 251 |
| 78 / 1981 | 27 / 686 | 198 | 99 / 2515 | 27 / 686 | 251 |
| 78 / 1981 | 30 / 762 | 198 | 99 / 2515 | 30 / 762 | 251 |
| 78 / 1981 | 33 / 838 | 198 | 99 / 2515 | 33 / 838 | 251 |
| 78 / 1981 | 36 / 914 | 198 | 99 / 2515 | 36 / 914 | 251 |
| 78 / 1981 | 42 / 1067 | 198 | 99 / 2515 | 42 / 1067 | 251 |
| 81 / 2057 | 15 / 381 | 103 | 102 / 2591 | 15 / 381 | 130 |
| 81 / 2057 | 24 / 610 | 205 | 102 / 2591 | 24 / 610 | 259 |
| 81 / 2057 | 27 / 686 | 205 | 102 / 2591 | 27 / 686 | 259 |
| 81 / 2057 | 30 / 762 | 205 | 102 / 2591 | 30 / 762 | 259 |
| 81 / 2057 | 33 / 838 | 205 | 102 / 2591 | 33 / 838 | 259 |
| 81 / 2057 | 36 / 914 | 205 | 102 / 2591 | 36 / 914 | 259 |
| 81 / 2057 | 42 / 1067 | 205 | 102 / 2591 | 42 / 1067 | 259 |
| 84 / 2134 | 15 / 381 | 107 | 105 / 2667 | 15 / 381 | 133 |
| 84 / 2134 | 24 / 610 | 213 | 105 / 2667 | 24 / 610 | 266 |
| 84 / 2134 | 27 / 686 | 213 | 105 / 2667 | 27 / 686 | 266 |
| 84 / 2134 | 30 / 762 | 213 | 105 / 2667 | 30 / 762 | 266 |
| 84 / 2134 | 33 / 838 | 213 | 105 / 2667 | 33 / 838 | 266 |
| 84 / 2134 | 36 / 914 | 213 | 105 / 2667 | 36 / 914 | 266 |
| 84 / 2134 | 42 / 1067 | 213 | 105 / 2667 | 42 / 1067 | 266 |
| 87 / 2210 | 15 / 381 | 111 | 108 / 2743 | 15 / 381 | 137 |
| 87 / 2210 | 24 / 610 | 221 | 108 / 2743 | 24 / 610 | 274 |
| 87 / 2210 | 27 / 686 | 221 | 108 / 2743 | 27 / 686 | 274 |
| 87 / 2210 | 30 / 762 | 221 | 108 / 2743 | 30 / 762 | 274 |
| 87 / 2210 | 33 / 838 | 221 | 108 / 2743 | 33 / 838 | 274 |
| 87 / 2210 | 36 / 914 | 221 | 108 / 2743 | 36 / 914 | 274 |
| 87 / 2210 | 42 / 1067 | 221 | 108 / 2743 | 42 / 1067 | 274 |
| 90 / 2286 | 15 / 381 | 114 | 111 / 2819 | 15 / 381 | 141 |
| 90 / 2286 | 24 / 610 | 228 | 111 / 2819 | 24 / 610 | 281 |
| 90 / 2286 | 27 / 686 | 228 | 111 / 2819 | 27 / 686 | 281 |
| 90 / 2286 | 30 / 762 | 228 | 111 / 2819 | 30 / 762 | 281 |
| 90 / 2286 | 33 / 838 | 228 | 111 / 2819 | 33 / 838 | 281 |
| 90 / 2286 | 36 / 914 | 228 | 111 / 2819 | 36 / 914 | 281 |
| 90 / 2286 | 42 / 1067 | 228 | 111 / 2819 | 42 / 1067 | 281 |

Pricing is continued on the following page.

CEUR

Wall-Mounted Rail for Upper Cabinet (Continued)

DIMENSIONS
INCHES / MM

PRICING (CONTINUED)

| Section W | Section H |
|------------|-----------|
| 114 / 2896 | 15 / 381 |
| 114 / 2896 | 24 / 610 |
| 114 / 2896 | 27 / 686 |
| 114 / 2896 | 30 / 762 |
| 114 / 2896 | 33 / 838 |
| 114 / 2896 | 36 / 914 |
| 114 / 2896 | 42 / 1067 |
| | |
| 117 / 2972 | 15 / 381 |
| 117 / 2972 | 24 / 610 |
| 117 / 2972 | 27 / 686 |
| 117 / 2972 | 30 / 762 |
| 117 / 2972 | 33 / 838 |
| 117 / 2972 | 36 / 914 |
| 117 / 2972 | 42 / 1067 |
| | |
| 120 / 3048 | 15 / 381 |
| 120 / 3048 | 24 / 610 |
| 120 / 3048 | 27 / 686 |
| 120 / 3048 | 30 / 762 |
| 120 / 3048 | 33 / 838 |
| 120 / 3048 | 36 / 914 |
| 120 / 3048 | 42 / 1067 |
| | |
| 123 / 3124 | 15 / 381 |
| 123 / 3124 | 24 / 610 |
| 123 / 3124 | 27 / 686 |
| 123 / 3124 | 30 / 762 |
| 123 / 3124 | 33 / 838 |
| 123 / 3124 | 36 / 914 |
| 123 / 3124 | 42 / 1067 |
| | |
| 126 / 3200 | 15 / 381 |
| 126 / 3200 | 24 / 610 |
| 126 / 3200 | 27 / 686 |
| 126 / 3200 | 30 / 762 |
| 126 / 3200 | 33 / 838 |
| 126 / 3200 | 36 / 914 |
| 126 / 3200 | 42 / 1067 |
| | |
| 129 / 3277 | 15 / 381 |
| 129 / 3277 | 24 / 610 |
| 129 / 3277 | 27 / 686 |
| 129 / 3277 | 30 / 762 |
| 129 / 3277 | 33 / 838 |
| 129 / 3277 | 36 / 914 |
| 129 / 3277 | 42 / 1067 |
| | |
| 132 / 3353 | 15 / 381 |
| 132 / 3353 | 24 / 610 |
| 132 / 3353 | 27 / 686 |
| 132 / 3353 | 30 / 762 |
| 132 / 3353 | 33 / 838 |
| 132 / 3353 | 36 / 914 |
| 132 / 3353 | 42 / 1067 |

| |
|-----|
| 145 |
| 289 |
| 289 |
| 289 |
| 289 |
| 289 |
| 289 |
| |
| 149 |
| 297 |
| 297 |
| 297 |
| 297 |
| 297 |
| 297 |
| 297 |
| |
| 152 |
| 304 |
| 304 |
| 304 |
| 304 |
| 304 |
| 304 |
| 304 |
| |
| 156 |
| 312 |
| 312 |
| 312 |
| 312 |
| 312 |
| 312 |
| 312 |
| |
| 160 |
| 319 |
| 319 |
| 319 |
| 319 |
| 319 |
| 319 |
| |
| 164 |
| 327 |
| 327 |
| 327 |
| 327 |
| 327 |
| 327 |
| |
| 167 |
| 334 |
| 334 |
| 334 |
| 334 |
| 334 |
| 334 |
| 334 |

DIMENSIONS
INCHES / MM

PRICING (CONTINUED)

| Section W | Section H |
|------------|-----------|
| 135 / 3429 | 15 / 381 |
| 135 / 3429 | 24 / 610 |
| 135 / 3429 | 27 / 686 |
| 135 / 3429 | 30 / 762 |
| 135 / 3429 | 33 / 838 |
| 135 / 3429 | 36 / 914 |
| 135 / 3429 | 42 / 1067 |
| | |
| 138 / 3505 | 15 / 381 |
| 138 / 3505 | 24 / 610 |
| 138 / 3505 | 27 / 686 |
| 138 / 3505 | 30 / 762 |
| 138 / 3505 | 33 / 838 |
| 138 / 3505 | 36 / 914 |
| 138 / 3505 | 42 / 1067 |
| | |
| 141 / 3581 | 15 / 381 |
| 141 / 3581 | 24 / 610 |
| 141 / 3581 | 27 / 686 |
| 141 / 3581 | 30 / 762 |
| 141 / 3581 | 33 / 838 |
| 141 / 3581 | 36 / 914 |
| 141 / 3581 | 42 / 1067 |
| | |
| 144 / 3658 | 15 / 381 |
| 144 / 3658 | 24 / 610 |
| 144 / 3658 | 27 / 686 |
| 144 / 3658 | 30 / 762 |
| 144 / 3658 | 33 / 838 |
| 144 / 3658 | 36 / 914 |
| 144 / 3658 | 42 / 1067 |
| | |
| 147 / 3734 | 15 / 381 |
| 147 / 3734 | 24 / 610 |
| 147 / 3734 | 27 / 686 |
| 147 / 3734 | 30 / 762 |
| 147 / 3734 | 33 / 838 |
| 147 / 3734 | 36 / 914 |
| 147 / 3734 | 42 / 1067 |
| | |
| 150 / 3810 | 15 / 381 |
| 150 / 3810 | 24 / 610 |
| 150 / 3810 | 27 / 686 |
| 150 / 3810 | 30 / 762 |
| 150 / 3810 | 33 / 838 |
| 150 / 3810 | 36 / 914 |
| 150 / 3810 | 42 / 1067 |
| | |
| 153 / 3886 | 15 / 381 |
| 153 / 3886 | 24 / 610 |
| 153 / 3886 | 27 / 686 |
| 153 / 3886 | 30 / 762 |
| 153 / 3886 | 33 / 838 |
| 153 / 3886 | 36 / 914 |
| 153 / 3886 | 42 / 1067 |

| |
|-----|
| 171 |
| 342 |
| 342 |
| 342 |
| 342 |
| 342 |
| 342 |
| |
| 175 |
| 350 |
| 350 |
| 350 |
| 350 |
| 350 |
| 350 |
| |
| 179 |
| 357 |
| 357 |
| 357 |
| 357 |
| 357 |
| 357 |
| |
| 183 |
| 365 |
| 365 |
| 365 |
| 365 |
| 365 |
| 365 |
| |
| 186 |
| 372 |
| 372 |
| 372 |
| 372 |
| 372 |
| 372 |
| |
| 190 |
| 380 |
| 380 |
| 380 |
| 380 |
| 380 |
| 380 |
| |
| 194 |
| 388 |
| 388 |
| 388 |
| 388 |
| 388 |
| 388 |

Pricing is continued on the following page.

upper cabinets

Xpress

CEUR

Wall-Mounted Rail for Upper Cabinet (Continued)

| DIMENSIONS INCHES / MM | | PRICING (CONTINUED) | DIMENSIONS INCHES / MM | | PRICING (CONTINUED) |
|---------------------------|-----------|---------------------|---------------------------|-----------|---------------------|
| Section W | Section H | | Section W | Section H | |
| 156 / 3962 | 15 / 381 | 198 | 177 / 4496 | 15 / 381 | 224 |
| 156 / 3962 | 24 / 610 | 395 | 177 / 4496 | 24 / 610 | 448 |
| 156 / 3962 | 27 / 686 | 395 | 177 / 4496 | 27 / 686 | 448 |
| 156 / 3962 | 30 / 762 | 395 | 177 / 4496 | 30 / 762 | 448 |
| 156 / 3962 | 33 / 838 | 395 | 177 / 4496 | 33 / 838 | 448 |
| 156 / 3962 | 36 / 914 | 395 | 177 / 4496 | 36 / 914 | 448 |
| 156 / 3962 | 42 / 1067 | 395 | 177 / 4496 | 42 / 1067 | 448 |
| 159 / 4039 | 15 / 381 | 202 | 180 / 4572 | 15 / 381 | 228 |
| 159 / 4039 | 24 / 610 | 403 | 180 / 4572 | 24 / 610 | 456 |
| 159 / 4039 | 27 / 686 | 403 | 180 / 4572 | 27 / 686 | 456 |
| 159 / 4039 | 30 / 762 | 403 | 180 / 4572 | 30 / 762 | 456 |
| 159 / 4039 | 33 / 838 | 403 | 180 / 4572 | 33 / 838 | 456 |
| 159 / 4039 | 36 / 914 | 403 | 180 / 4572 | 36 / 914 | 456 |
| 159 / 4039 | 42 / 1067 | 403 | 180 / 4572 | 42 / 1067 | 456 |
| 162 / 4115 | 15 / 381 | 205 | 183 / 4648 | 15 / 381 | 232 |
| 162 / 4115 | 24 / 610 | 410 | 183 / 4648 | 24 / 610 | 463 |
| 162 / 4115 | 27 / 686 | 410 | 183 / 4648 | 27 / 686 | 463 |
| 162 / 4115 | 30 / 762 | 410 | 183 / 4648 | 30 / 762 | 463 |
| 162 / 4115 | 33 / 838 | 410 | 183 / 4648 | 33 / 838 | 463 |
| 162 / 4115 | 36 / 914 | 410 | 183 / 4648 | 36 / 914 | 463 |
| 162 / 4115 | 42 / 1067 | 410 | 183 / 4648 | 42 / 1067 | 463 |
| 165 / 4191 | 15 / 381 | 209 | 186 / 4724 | 15 / 381 | 236 |
| 165 / 4191 | 24 / 610 | 418 | 186 / 4724 | 24 / 610 | 471 |
| 165 / 4191 | 27 / 686 | 418 | 186 / 4724 | 27 / 686 | 471 |
| 165 / 4191 | 30 / 762 | 418 | 186 / 4724 | 30 / 762 | 471 |
| 165 / 4191 | 33 / 838 | 418 | 186 / 4724 | 33 / 838 | 471 |
| 165 / 4191 | 36 / 914 | 418 | 186 / 4724 | 36 / 914 | 471 |
| 165 / 4191 | 42 / 1067 | 418 | 186 / 4724 | 42 / 1067 | 471 |
| 168 / 4267 | 15 / 381 | 213 | 189 / 4801 | 15 / 381 | 240 |
| 168 / 4267 | 24 / 610 | 426 | 189 / 4801 | 24 / 610 | 479 |
| 168 / 4267 | 27 / 686 | 426 | 189 / 4801 | 27 / 686 | 479 |
| 168 / 4267 | 30 / 762 | 426 | 189 / 4801 | 30 / 762 | 479 |
| 168 / 4267 | 33 / 838 | 426 | 189 / 4801 | 33 / 838 | 479 |
| 168 / 4267 | 36 / 914 | 426 | 189 / 4801 | 36 / 914 | 479 |
| 168 / 4267 | 42 / 1067 | 426 | 189 / 4801 | 42 / 1067 | 479 |
| 171 / 4343 | 15 / 381 | 217 | 192 / 4877 | 15 / 381 | 243 |
| 171 / 4343 | 24 / 610 | 433 | 192 / 4877 | 24 / 610 | 486 |
| 171 / 4343 | 27 / 686 | 433 | 192 / 4877 | 27 / 686 | 486 |
| 171 / 4343 | 30 / 762 | 433 | 192 / 4877 | 30 / 762 | 486 |
| 171 / 4343 | 33 / 838 | 433 | 192 / 4877 | 33 / 838 | 486 |
| 171 / 4343 | 36 / 914 | 433 | 192 / 4877 | 36 / 914 | 486 |
| 171 / 4343 | 42 / 1067 | 433 | 192 / 4877 | 42 / 1067 | 486 |
| 174 / 4420 | 15 / 381 | 221 | 195 / 4953 | 15 / 381 | 247 |
| 174 / 4420 | 24 / 610 | 441 | 195 / 4953 | 24 / 610 | 494 |
| 174 / 4420 | 27 / 686 | 441 | 195 / 4953 | 27 / 686 | 494 |
| 174 / 4420 | 30 / 762 | 441 | 195 / 4953 | 30 / 762 | 494 |
| 174 / 4420 | 33 / 838 | 441 | 195 / 4953 | 33 / 838 | 494 |
| 174 / 4420 | 36 / 914 | 441 | 195 / 4953 | 36 / 914 | 494 |
| 174 / 4420 | 42 / 1067 | 441 | 195 / 4953 | 42 / 1067 | 494 |

Pricing is continued on the following page.

CEUR

Wall-Mounted Rail for Upper Cabinet (Continued)

DIMENSIONS
INCHES / MM

PRICING (CONTINUED)

| Section W | Section H |
|------------|-----------|
| 198 / 5029 | 15 / 381 |
| 198 / 5029 | 24 / 610 |
| 198 / 5029 | 27 / 686 |
| 198 / 5029 | 30 / 762 |
| 198 / 5029 | 33 / 838 |
| 198 / 5029 | 36 / 914 |
| 198 / 5029 | 42 / 1067 |
| | |
| 201 / 5105 | 15 / 381 |
| 201 / 5105 | 24 / 610 |
| 201 / 5105 | 27 / 686 |
| 201 / 5105 | 30 / 762 |
| 201 / 5105 | 33 / 838 |
| 201 / 5105 | 36 / 914 |
| 201 / 5105 | 42 / 1067 |
| | |
| 204 / 5182 | 15 / 381 |
| 204 / 5182 | 24 / 610 |
| 204 / 5182 | 27 / 686 |
| 204 / 5182 | 30 / 762 |
| 204 / 5182 | 33 / 838 |
| 204 / 5182 | 36 / 914 |
| 204 / 5182 | 42 / 1067 |
| | |
| 207 / 5258 | 15 / 381 |
| 207 / 5258 | 24 / 610 |
| 207 / 5258 | 27 / 686 |
| 207 / 5258 | 30 / 762 |
| 207 / 5258 | 33 / 838 |
| 207 / 5258 | 36 / 914 |
| 207 / 5258 | 42 / 1067 |
| | |
| 210 / 5334 | 15 / 381 |
| 210 / 5334 | 24 / 610 |
| 210 / 5334 | 27 / 686 |
| 210 / 5334 | 30 / 762 |
| 210 / 5334 | 33 / 838 |
| 210 / 5334 | 36 / 914 |
| 210 / 5334 | 42 / 1067 |
| | |
| 213 / 5410 | 15 / 381 |
| 213 / 5410 | 24 / 610 |
| 213 / 5410 | 27 / 686 |
| 213 / 5410 | 30 / 762 |
| 213 / 5410 | 33 / 838 |
| 213 / 5410 | 36 / 914 |
| 213 / 5410 | 42 / 1067 |
| | |
| 216 / 5486 | 15 / 381 |
| 216 / 5486 | 24 / 610 |
| 216 / 5486 | 27 / 686 |
| 216 / 5486 | 30 / 762 |
| 216 / 5486 | 33 / 838 |
| 216 / 5486 | 36 / 914 |
| 216 / 5486 | 42 / 1067 |

| |
|-----|
| 251 |
| 501 |
| 501 |
| 501 |
| 501 |
| 501 |
| 501 |
| 255 |
| 509 |
| 509 |
| 509 |
| 509 |
| 509 |
| 509 |
| 509 |
| 259 |
| 517 |
| 517 |
| 517 |
| 517 |
| 517 |
| 517 |
| 262 |
| 524 |
| 524 |
| 524 |
| 524 |
| 524 |
| 524 |
| 266 |
| 532 |
| 532 |
| 532 |
| 532 |
| 532 |
| 532 |
| 532 |
| 270 |
| 539 |
| 539 |
| 539 |
| 539 |
| 539 |
| 539 |
| 274 |
| 547 |
| 547 |
| 547 |
| 547 |
| 547 |
| 547 |
| 547 |

DIMENSIONS
INCHES / MM

PRICING (CONTINUED)

| Section W | Section H |
|------------|-----------|
| 219 / 5563 | 15 / 381 |
| 219 / 5563 | 24 / 610 |
| 219 / 5563 | 27 / 686 |
| 219 / 5563 | 30 / 762 |
| 219 / 5563 | 33 / 838 |
| 219 / 5563 | 36 / 914 |
| 219 / 5563 | 42 / 1067 |
| | |
| 222 / 5639 | 15 / 381 |
| 222 / 5639 | 24 / 610 |
| 222 / 5639 | 27 / 686 |
| 222 / 5639 | 30 / 762 |
| 222 / 5639 | 33 / 838 |
| 222 / 5639 | 36 / 914 |
| 222 / 5639 | 42 / 1067 |
| | |
| 225 / 5715 | 15 / 381 |
| 225 / 5715 | 24 / 610 |
| 225 / 5715 | 27 / 686 |
| 225 / 5715 | 30 / 762 |
| 225 / 5715 | 33 / 838 |
| 225 / 5715 | 36 / 914 |
| 225 / 5715 | 42 / 1067 |
| | |
| 228 / 5791 | 15 / 381 |
| 228 / 5791 | 24 / 610 |
| 228 / 5791 | 27 / 686 |
| 228 / 5791 | 30 / 762 |
| 228 / 5791 | 33 / 838 |
| 228 / 5791 | 36 / 914 |
| 228 / 5791 | 42 / 1067 |
| | |
| 231 / 5867 | 15 / 381 |
| 231 / 5867 | 24 / 610 |
| 231 / 5867 | 27 / 686 |
| 231 / 5867 | 30 / 762 |
| 231 / 5867 | 33 / 838 |
| 231 / 5867 | 36 / 914 |
| 231 / 5867 | 42 / 1067 |
| | |
| 234 / 5944 | 15 / 381 |
| 234 / 5944 | 24 / 610 |
| 234 / 5944 | 27 / 686 |
| 234 / 5944 | 30 / 762 |
| 234 / 5944 | 33 / 838 |
| 234 / 5944 | 36 / 914 |
| 234 / 5944 | 42 / 1067 |
| | |
| 237 / 6020 | 15 / 381 |
| 237 / 6020 | 24 / 610 |
| 237 / 6020 | 27 / 686 |
| 237 / 6020 | 30 / 762 |
| 237 / 6020 | 33 / 838 |
| 237 / 6020 | 36 / 914 |
| 237 / 6020 | 42 / 1067 |

| |
|-----|
| 278 |
| 555 |
| 555 |
| 555 |
| 555 |
| 555 |
| 555 |
| 281 |
| 562 |
| 562 |
| 562 |
| 562 |
| 562 |
| 562 |
| 562 |
| 285 |
| 570 |
| 570 |
| 570 |
| 570 |
| 570 |
| 570 |
| 289 |
| 577 |
| 577 |
| 577 |
| 577 |
| 577 |
| 577 |
| 293 |
| 585 |
| 585 |
| 585 |
| 585 |
| 585 |
| 585 |
| 297 |
| 593 |
| 593 |
| 593 |
| 593 |
| 593 |
| 593 |
| 300 |
| 600 |
| 600 |
| 600 |
| 600 |
| 600 |
| 600 |

Pricing is continued on the following page.

upper cabinets

Xpress

CEUR

Wall-Mounted Rail for Upper Cabinet (Continued)

| DIMENSIONS INCHES / MM | | PRICING (CONTINUED) | | DIMENSIONS INCHES / MM | | PRICING (CONTINUED) | |
|---------------------------|-----------|---------------------|-----|---------------------------|-----------|---------------------|-----|
| Section W | Section H | | | Section W | Section H | | |
| 240 / 6096 | 15 / 381 | | 304 | 261 / 6629 | 15 / 381 | | 331 |
| 240 / 6096 | 24 / 610 | | 608 | 261 / 6629 | 24 / 610 | | 661 |
| 240 / 6096 | 27 / 686 | | 608 | 261 / 6629 | 27 / 686 | | 661 |
| 240 / 6096 | 30 / 762 | | 608 | 261 / 6629 | 30 / 762 | | 661 |
| 240 / 6096 | 33 / 838 | | 608 | 261 / 6629 | 33 / 838 | | 661 |
| 240 / 6096 | 36 / 914 | | 608 | 261 / 6629 | 36 / 914 | | 661 |
| 240 / 6096 | 42 / 1067 | | 608 | 261 / 6629 | 42 / 1067 | | 661 |
| 243 / 6172 | 15 / 381 | | 308 | 264 / 6706 | 15 / 381 | | 334 |
| 243 / 6172 | 24 / 610 | | 615 | 264 / 6706 | 24 / 610 | | 668 |
| 243 / 6172 | 27 / 686 | | 615 | 264 / 6706 | 27 / 686 | | 668 |
| 243 / 6172 | 30 / 762 | | 615 | 264 / 6706 | 30 / 762 | | 668 |
| 243 / 6172 | 33 / 838 | | 615 | 264 / 6706 | 33 / 838 | | 668 |
| 243 / 6172 | 36 / 914 | | 615 | 264 / 6706 | 36 / 914 | | 668 |
| 243 / 6172 | 42 / 1067 | | 615 | 264 / 6706 | 42 / 1067 | | 668 |
| 246 / 6248 | 15 / 381 | | 312 | 267 / 6782 | 15 / 381 | | 338 |
| 246 / 6248 | 24 / 610 | | 623 | 267 / 6782 | 24 / 610 | | 676 |
| 246 / 6248 | 27 / 686 | | 623 | 267 / 6782 | 27 / 686 | | 676 |
| 246 / 6248 | 30 / 762 | | 623 | 267 / 6782 | 30 / 762 | | 676 |
| 246 / 6248 | 33 / 838 | | 623 | 267 / 6782 | 33 / 838 | | 676 |
| 246 / 6248 | 36 / 914 | | 623 | 267 / 6782 | 36 / 914 | | 676 |
| 246 / 6248 | 42 / 1067 | | 623 | 267 / 6782 | 42 / 1067 | | 676 |
| 249 / 6325 | 15 / 381 | | 315 | 270 / 6858 | 15 / 381 | | 342 |
| 249 / 6325 | 24 / 610 | | 630 | 270 / 6858 | 24 / 610 | | 684 |
| 249 / 6325 | 27 / 686 | | 630 | 270 / 6858 | 27 / 686 | | 684 |
| 249 / 6325 | 30 / 762 | | 630 | 270 / 6858 | 30 / 762 | | 684 |
| 249 / 6325 | 33 / 838 | | 630 | 270 / 6858 | 33 / 838 | | 684 |
| 249 / 6325 | 36 / 914 | | 630 | 270 / 6858 | 36 / 914 | | 684 |
| 249 / 6325 | 42 / 1067 | | 630 | 270 / 6858 | 42 / 1067 | | 684 |
| 252 / 6401 | 15 / 381 | | 319 | 273 / 6934 | 15 / 381 | | 346 |
| 252 / 6401 | 24 / 610 | | 638 | 273 / 6934 | 24 / 610 | | 691 |
| 252 / 6401 | 27 / 686 | | 638 | 273 / 6934 | 27 / 686 | | 691 |
| 252 / 6401 | 30 / 762 | | 638 | 273 / 6934 | 30 / 762 | | 691 |
| 252 / 6401 | 33 / 838 | | 638 | 273 / 6934 | 33 / 838 | | 691 |
| 252 / 6401 | 36 / 914 | | 638 | 273 / 6934 | 36 / 914 | | 691 |
| 252 / 6401 | 42 / 1067 | | 638 | 273 / 6934 | 42 / 1067 | | 691 |
| 255 / 6477 | 15 / 381 | | 323 | 276 / 7010 | 15 / 381 | | 350 |
| 255 / 6477 | 24 / 610 | | 646 | 276 / 7010 | 24 / 610 | | 699 |
| 255 / 6477 | 27 / 686 | | 646 | 276 / 7010 | 27 / 686 | | 699 |
| 255 / 6477 | 30 / 762 | | 646 | 276 / 7010 | 30 / 762 | | 699 |
| 255 / 6477 | 33 / 838 | | 646 | 276 / 7010 | 33 / 838 | | 699 |
| 255 / 6477 | 36 / 914 | | 646 | 276 / 7010 | 36 / 914 | | 699 |
| 255 / 6477 | 42 / 1067 | | 646 | 276 / 7010 | 42 / 1067 | | 699 |
| 258 / 6553 | 15 / 381 | | 327 | 279 / 7087 | 15 / 381 | | 353 |
| 258 / 6553 | 24 / 610 | | 653 | 279 / 7087 | 24 / 610 | | 706 |
| 258 / 6553 | 27 / 686 | | 653 | 279 / 7087 | 27 / 686 | | 706 |
| 258 / 6553 | 30 / 762 | | 653 | 279 / 7087 | 30 / 762 | | 706 |
| 258 / 6553 | 33 / 838 | | 653 | 279 / 7087 | 33 / 838 | | 706 |
| 258 / 6553 | 36 / 914 | | 653 | 279 / 7087 | 36 / 914 | | 706 |
| 258 / 6553 | 42 / 1067 | | 653 | 279 / 7087 | 42 / 1067 | | 706 |

Pricing is continued on the following page.

CEUR

Wall-Mounted Rail for Upper Cabinet (Continued)

DIMENSIONS
INCHES / MM

PRICING (CONTINUED)

| Section W | Section H |
|------------|-----------|
| 282 / 7163 | 15 / 381 |
| 282 / 7163 | 24 / 610 |
| 282 / 7163 | 27 / 686 |
| 282 / 7163 | 30 / 762 |
| 282 / 7163 | 33 / 838 |
| 282 / 7163 | 36 / 914 |
| 282 / 7163 | 42 / 1067 |
| | |
| 285 / 7239 | 15 / 381 |
| 285 / 7239 | 24 / 610 |
| 285 / 7239 | 27 / 686 |
| 285 / 7239 | 30 / 762 |
| 285 / 7239 | 33 / 838 |
| 285 / 7239 | 36 / 914 |
| 285 / 7239 | 42 / 1067 |
| | |
| 288 / 7315 | 15 / 381 |
| 288 / 7315 | 24 / 610 |
| 288 / 7315 | 27 / 686 |
| 288 / 7315 | 30 / 762 |
| 288 / 7315 | 33 / 838 |
| 288 / 7315 | 36 / 914 |
| 288 / 7315 | 42 / 1067 |
| | |
| 291 / 7391 | 15 / 381 |
| 291 / 7391 | 24 / 610 |
| 291 / 7391 | 27 / 686 |
| 291 / 7391 | 30 / 762 |
| 291 / 7391 | 33 / 838 |
| 291 / 7391 | 36 / 914 |
| 291 / 7391 | 42 / 1067 |
| | |
| 294 / 7468 | 15 / 381 |
| 294 / 7468 | 24 / 610 |
| 294 / 7468 | 27 / 686 |
| 294 / 7468 | 30 / 762 |
| 294 / 7468 | 33 / 838 |
| 294 / 7468 | 36 / 914 |
| 294 / 7468 | 42 / 1067 |
| | |
| 297 / 7544 | 15 / 381 |
| 297 / 7544 | 24 / 610 |
| 297 / 7544 | 27 / 686 |
| 297 / 7544 | 30 / 762 |
| 297 / 7544 | 33 / 838 |
| 297 / 7544 | 36 / 914 |
| 297 / 7544 | 42 / 1067 |
| | |
| 300 / 7620 | 15 / 381 |
| 300 / 7620 | 24 / 610 |
| 300 / 7620 | 27 / 686 |
| 300 / 7620 | 30 / 762 |
| 300 / 7620 | 33 / 838 |
| 300 / 7620 | 36 / 914 |
| 300 / 7620 | 42 / 1067 |

| |
|-----|
| 357 |
| 714 |
| 714 |
| 714 |
| 714 |
| 714 |
| 714 |
| 714 |
| |
| 361 |
| 722 |
| 722 |
| 722 |
| 722 |
| 722 |
| 722 |
| 722 |
| |
| 365 |
| 729 |
| 729 |
| 729 |
| 729 |
| 729 |
| 729 |
| 729 |
| |
| 369 |
| 737 |
| 737 |
| 737 |
| 737 |
| 737 |
| 737 |
| 737 |
| |
| 372 |
| 744 |
| 744 |
| 744 |
| 744 |
| 744 |
| 744 |
| 744 |
| |
| 376 |
| 752 |
| 752 |
| 752 |
| 752 |
| 752 |
| 752 |
| 752 |
| |
| 380 |
| 760 |
| 760 |
| 760 |
| 760 |
| 760 |
| 760 |
| 760 |

DIMENSIONS
INCHES / MM

PRICING (CONTINUED)

| Section W | Section H |
|------------|-----------|
| 303 / 7696 | 15 / 381 |
| 303 / 7696 | 24 / 610 |
| 303 / 7696 | 27 / 686 |
| 303 / 7696 | 30 / 762 |
| 303 / 7696 | 33 / 838 |
| 303 / 7696 | 36 / 914 |
| 303 / 7696 | 42 / 1067 |
| | |
| 306 / 7772 | 15 / 381 |
| 306 / 7772 | 24 / 610 |
| 306 / 7772 | 27 / 686 |
| 306 / 7772 | 30 / 762 |
| 306 / 7772 | 33 / 838 |
| 306 / 7772 | 36 / 914 |
| 306 / 7772 | 42 / 1067 |
| | |
| 309 / 7849 | 15 / 381 |
| 309 / 7849 | 24 / 610 |
| 309 / 7849 | 27 / 686 |
| 309 / 7849 | 30 / 762 |
| 309 / 7849 | 33 / 838 |
| 309 / 7849 | 36 / 914 |
| 309 / 7849 | 42 / 1067 |
| | |
| 312 / 7925 | 15 / 381 |
| 312 / 7925 | 24 / 610 |
| 312 / 7925 | 27 / 686 |
| 312 / 7925 | 30 / 762 |
| 312 / 7925 | 33 / 838 |
| 312 / 7925 | 36 / 914 |
| 312 / 7925 | 42 / 1067 |
| | |
| 315 / 8001 | 15 / 381 |
| 315 / 8001 | 24 / 610 |
| 315 / 8001 | 27 / 686 |
| 315 / 8001 | 30 / 762 |
| 315 / 8001 | 33 / 838 |
| 315 / 8001 | 36 / 914 |
| 315 / 8001 | 42 / 1067 |
| | |
| 318 / 8077 | 15 / 381 |
| 318 / 8077 | 24 / 610 |
| 318 / 8077 | 27 / 686 |
| 318 / 8077 | 30 / 762 |
| 318 / 8077 | 33 / 838 |
| 318 / 8077 | 36 / 914 |
| 318 / 8077 | 42 / 1067 |
| | |
| 321 / 8153 | 15 / 381 |
| 321 / 8153 | 24 / 610 |
| 321 / 8153 | 27 / 686 |
| 321 / 8153 | 30 / 762 |
| 321 / 8153 | 33 / 838 |
| 321 / 8153 | 36 / 914 |
| 321 / 8153 | 42 / 1067 |

| |
|-----|
| 384 |
| 767 |
| 767 |
| 767 |
| 767 |
| 767 |
| 767 |
| |
| 388 |
| 775 |
| 775 |
| 775 |
| 775 |
| 775 |
| 775 |
| |
| 391 |
| 782 |
| 782 |
| 782 |
| 782 |
| 782 |
| 782 |
| |
| 395 |
| 790 |
| 790 |
| 790 |
| 790 |
| 790 |
| 790 |
| |
| 399 |
| 797 |
| 797 |
| 797 |
| 797 |
| 797 |
| 797 |
| |
| 403 |
| 805 |
| 805 |
| 805 |
| 805 |
| 805 |
| 805 |
| |
| 407 |
| 813 |
| 813 |
| 813 |
| 813 |
| 813 |
| 813 |

Pricing is continued on the following page.

upper cabinets

Xpress

CEUR

Wall-Mounted Rail for Upper Cabinet (Continued)

| DIMENSIONS INCHES / MM | | PRICING (CONTINUED) | DIMENSIONS INCHES / MM | | PRICING (CONTINUED) |
|---------------------------|-----------|---------------------|---------------------------|-----------|---------------------|
| Section W | Section H | | Section W | Section H | |
| 324 / 8230 | 15 / 381 | 410 | 345 / 8763 | 15 / 381 | 437 |
| 324 / 8230 | 24 / 610 | 820 | 345 / 8763 | 24 / 610 | 873 |
| 324 / 8230 | 27 / 686 | 820 | 345 / 8763 | 27 / 686 | 873 |
| 324 / 8230 | 30 / 762 | 820 | 345 / 8763 | 30 / 762 | 873 |
| 324 / 8230 | 33 / 838 | 820 | 345 / 8763 | 33 / 838 | 873 |
| 324 / 8230 | 36 / 914 | 820 | 345 / 8763 | 36 / 914 | 873 |
| 324 / 8230 | 42 / 1067 | 820 | 345 / 8763 | 42 / 1067 | 873 |
| 327 / 8306 | 15 / 381 | 414 | 348 / 8839 | 15 / 381 | 441 |
| 327 / 8306 | 24 / 610 | 828 | 348 / 8839 | 24 / 610 | 881 |
| 327 / 8306 | 27 / 686 | 828 | 348 / 8839 | 27 / 686 | 881 |
| 327 / 8306 | 30 / 762 | 828 | 348 / 8839 | 30 / 762 | 881 |
| 327 / 8306 | 33 / 838 | 828 | 348 / 8839 | 33 / 838 | 881 |
| 327 / 8306 | 36 / 914 | 828 | 348 / 8839 | 36 / 914 | 881 |
| 327 / 8306 | 42 / 1067 | 828 | 348 / 8839 | 42 / 1067 | 881 |
| 330 / 8382 | 15 / 381 | 418 | 351 / 8915 | 15 / 381 | 445 |
| 330 / 8382 | 24 / 610 | 835 | 351 / 8915 | 24 / 610 | 889 |
| 330 / 8382 | 27 / 686 | 835 | 351 / 8915 | 27 / 686 | 889 |
| 330 / 8382 | 30 / 762 | 835 | 351 / 8915 | 30 / 762 | 889 |
| 330 / 8382 | 33 / 838 | 835 | 351 / 8915 | 33 / 838 | 889 |
| 330 / 8382 | 36 / 914 | 835 | 351 / 8915 | 36 / 914 | 889 |
| 330 / 8382 | 42 / 1067 | 835 | 351 / 8915 | 42 / 1067 | 889 |
| 333 / 8458 | 15 / 381 | 422 | 354 / 8992 | 15 / 381 | 448 |
| 333 / 8458 | 24 / 610 | 843 | 354 / 8992 | 24 / 610 | 896 |
| 333 / 8458 | 27 / 686 | 843 | 354 / 8992 | 27 / 686 | 896 |
| 333 / 8458 | 30 / 762 | 843 | 354 / 8992 | 30 / 762 | 896 |
| 333 / 8458 | 33 / 838 | 843 | 354 / 8992 | 33 / 838 | 896 |
| 333 / 8458 | 36 / 914 | 843 | 354 / 8992 | 36 / 914 | 896 |
| 333 / 8458 | 42 / 1067 | 843 | 354 / 8992 | 42 / 1067 | 896 |
| 336 / 8534 | 15 / 381 | 426 | 357 / 9068 | 15 / 381 | 452 |
| 336 / 8534 | 24 / 610 | 851 | 357 / 9068 | 24 / 610 | 904 |
| 336 / 8534 | 27 / 686 | 851 | 357 / 9068 | 27 / 686 | 904 |
| 336 / 8534 | 30 / 762 | 851 | 357 / 9068 | 30 / 762 | 904 |
| 336 / 8534 | 33 / 838 | 851 | 357 / 9068 | 33 / 838 | 904 |
| 336 / 8534 | 36 / 914 | 851 | 357 / 9068 | 36 / 914 | 904 |
| 336 / 8534 | 42 / 1067 | 851 | 357 / 9068 | 42 / 1067 | 904 |
| 339 / 8611 | 15 / 381 | 429 | 360 / 9144 | 15 / 381 | 456 |
| 339 / 8611 | 24 / 610 | 858 | 360 / 9144 | 24 / 610 | 911 |
| 339 / 8611 | 27 / 686 | 858 | 360 / 9144 | 27 / 686 | 911 |
| 339 / 8611 | 30 / 762 | 858 | 360 / 9144 | 30 / 762 | 911 |
| 339 / 8611 | 33 / 838 | 858 | 360 / 9144 | 33 / 838 | 911 |
| 339 / 8611 | 36 / 914 | 858 | 360 / 9144 | 36 / 914 | 911 |
| 339 / 8611 | 42 / 1067 | 858 | 360 / 9144 | 42 / 1067 | 911 |
| 342 / 8687 | 15 / 381 | 433 | 363 / 9220 | 15 / 381 | 460 |
| 342 / 8687 | 24 / 610 | 866 | 363 / 9220 | 24 / 610 | 919 |
| 342 / 8687 | 27 / 686 | 866 | 363 / 9220 | 27 / 686 | 919 |
| 342 / 8687 | 30 / 762 | 866 | 363 / 9220 | 30 / 762 | 919 |
| 342 / 8687 | 33 / 838 | 866 | 363 / 9220 | 33 / 838 | 919 |
| 342 / 8687 | 36 / 914 | 866 | 363 / 9220 | 36 / 914 | 919 |
| 342 / 8687 | 42 / 1067 | 866 | 363 / 9220 | 42 / 1067 | 919 |

Pricing is continued on the following page.

CEUR
Wall-Mounted Rail for Upper Cabinet (Continued)

DIMENSIONS
INCHES / MM

| Section W | Section H |
|------------|-----------|
| 366 / 9296 | 15 / 381 |
| 366 / 9296 | 24 / 610 |
| 366 / 9296 | 27 / 686 |
| 366 / 9296 | 30 / 762 |
| 366 / 9296 | 33 / 838 |
| 366 / 9296 | 36 / 914 |
| 366 / 9296 | 42 / 1067 |

PRICING (CONTINUED)

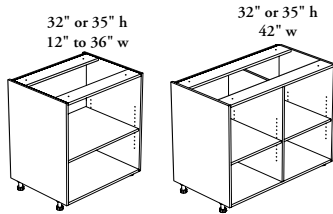
| |
|-----|
| 463 |
| 926 |
| 926 |
| 926 |
| 926 |
| 926 |
| 926 |
| 926 |

base cabinets

base cabinets product map

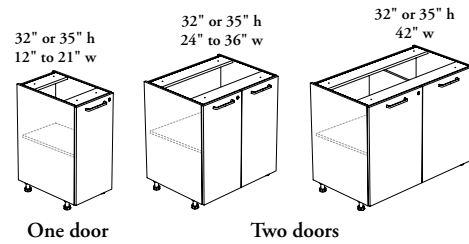
CEBO Base Cabinet – Open

Page 190



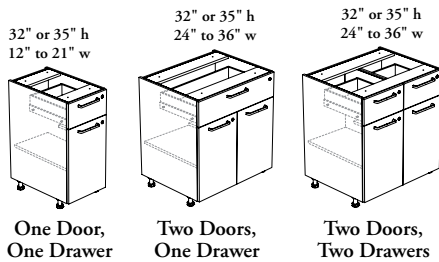
CEBS Base Cabinet – Door(s)

Page 192



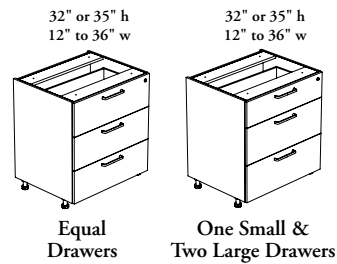
CEBDS Base Cabinet – Door(s) and Drawer(s)

Page 194



CEBDT Base Cabinet – Three Drawers

Page 198



CEBDF Base Cabinet – Four Drawers

Page 200



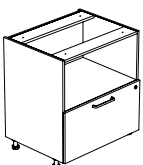
CEBDLF Base Cabinet – Filing Drawers

Page 202



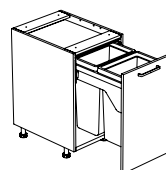
CEBMD Base Cabinet – Microwave Section and Drawer

Page 204



CEBWPD Base Cabinet – Pull-Out Recycling/ Disposal Center – Dual Bins

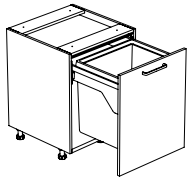
Page 206



base cabinets product map

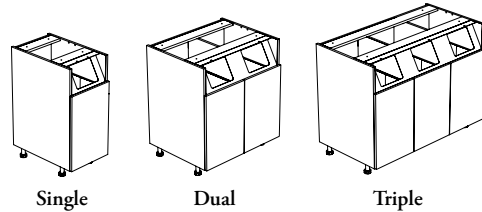
CEBWPX Base Cabinet – Pull-Out Recycling/Disposal Center – Single XL Bin

Page 207



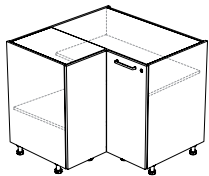
CEBWU Base Cabinet – Recycling/Disposal Center

Page 208



CEBCAS Base Cabinet for Standard Corner – Door

Page 210



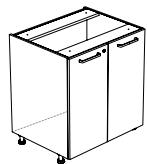
CEBCBS Base Cabinet for Blind Corner – Door

Page 212



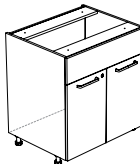
CEBKSS Base Cabinet for Sink – Doors

Page 214



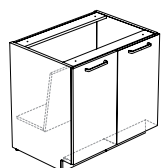
CEBKFS Base Cabinet for Sink – Doors and False Front

Page 216



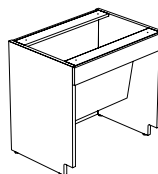
CEBKRS Base Cabinet for Sink – People with Reduced Mobility – Doors

Page 218



CEBKRO Base Cabinet for Sink – People with Reduced Mobility – Open

Page 219

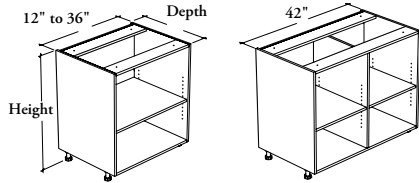


base cabinets

Xpress

CEBO

Base Cabinet – Open



WHAT'S INCLUDED

1 base cabinet, adjustable feet, clips for toe kick – front and adjustable shelf per compartment listed below:

| | | |
|------------------|--------------|--------------------|
| Adjustable Shelf | 12" to 36" w | 42" w |
| 32" to 35" h | 1 | 1 Vertical Divider |
| | | 1 |

WHAT'S EXCLUDED

Countertop (CEWCT), Toe Kick – Front (CEATF) and Toe Kick – Side (CEATS).

NOTES

32" high cabinet is suitable for People with Reduced Mobility.

Shelf(ves) are 24" deep for all cabinet depths.

Holes at 1 1/4" intervals allow for shelf adjustment.

Additional Shelves for Cabinet (CEACS) are available and must be specified separately.

Xpress See *Xpress Program* and/or specification software for finishes availability.

PRODUCT OPTIONS

| Depth | Width | Height | Case Finish |
|--------|--|--------|--|
| 24, 29 | 12, 15, 18, 21, 24, 27, 30, 33, 36, 42 | 32, 35 | Source Laminate Flintwood (No Cathedral) |

SAMPLE ORDER CODE

| | | | |
|----------------|-----------|-----------|-----------|
| CEBO 24 | 30 | 35 | 3G |
|----------------|-----------|-----------|-----------|

DIMENSIONS INCHES / MM

| D | W | H |
|----------|-----------|----------|
| 24 / 610 | 12 / 305 | 32 / 813 |
| 24 / 610 | 15 / 381 | 32 / 813 |
| 24 / 610 | 18 / 457 | 32 / 813 |
| 24 / 610 | 21 / 533 | 32 / 813 |
| 24 / 610 | 24 / 610 | 32 / 813 |
| 24 / 610 | 27 / 686 | 32 / 813 |
| 24 / 610 | 30 / 762 | 32 / 813 |
| 24 / 610 | 33 / 838 | 32 / 813 |
| 24 / 610 | 36 / 914 | 32 / 813 |
| 24 / 610 | 42 / 1067 | 32 / 813 |
| 24 / 610 | 12 / 305 | 35 / 889 |
| 24 / 610 | 15 / 381 | 35 / 889 |
| 24 / 610 | 18 / 457 | 35 / 889 |
| 24 / 610 | 21 / 533 | 35 / 889 |
| 24 / 610 | 24 / 610 | 35 / 889 |
| 24 / 610 | 27 / 686 | 35 / 889 |
| 24 / 610 | 30 / 762 | 35 / 889 |
| 24 / 610 | 33 / 838 | 35 / 889 |
| 24 / 610 | 36 / 914 | 35 / 889 |
| 24 / 610 | 42 / 1067 | 35 / 889 |

PRICING

| SOURCE LAMINATE CASE | FLINTWOOD CASE |
|----------------------|----------------|
| 666 | 2040 |
| 698 | 2105 |
| 728 | 2170 |
| 760 | 2235 |
| 792 | 2458 |
| 821 | 2591 |
| 851 | 2569 |
| 879 | 2724 |
| 909 | 2748 |
| 1066 | 3254 |
| 686 | 2075 |
| 719 | 2146 |
| 752 | 2217 |
| 785 | 2287 |
| 820 | 2501 |
| 850 | 2638 |
| 881 | 2615 |
| 910 | 2774 |
| 941 | 2798 |
| 1100 | 3321 |

Pricing is continued on the following page.

C E B O
Base Cabinet – Open (Continued)

DIMENSIONS
INCHES / MM

| D | W | H |
|----------|-----------|----------|
| 29 / 737 | 12 / 305 | 32 / 813 |
| 29 / 737 | 15 / 381 | 32 / 813 |
| 29 / 737 | 18 / 457 | 32 / 813 |
| 29 / 737 | 21 / 533 | 32 / 813 |
| 29 / 737 | 24 / 610 | 32 / 813 |
| 29 / 737 | 27 / 686 | 32 / 813 |
| 29 / 737 | 30 / 762 | 32 / 813 |
| 29 / 737 | 33 / 838 | 32 / 813 |
| 29 / 737 | 36 / 914 | 32 / 813 |
| 29 / 737 | 42 / 1067 | 32 / 813 |
| | | |
| 29 / 737 | 12 / 305 | 35 / 889 |
| 29 / 737 | 15 / 381 | 35 / 889 |
| 29 / 737 | 18 / 457 | 35 / 889 |
| 29 / 737 | 21 / 533 | 35 / 889 |
| 29 / 737 | 24 / 610 | 35 / 889 |
| 29 / 737 | 27 / 686 | 35 / 889 |
| 29 / 737 | 30 / 762 | 35 / 889 |
| 29 / 737 | 33 / 838 | 35 / 889 |
| 29 / 737 | 36 / 914 | 35 / 889 |
| 29 / 737 | 42 / 1067 | 35 / 889 |

PRICING

| SOURCE LAMINATE CASE | FLINTWOOD CASE |
|----------------------|----------------|
| 690 | 2124 |
| 723 | 2192 |
| 756 | 2261 |
| 789 | 2330 |
| 829 | 2569 |
| 860 | 2709 |
| 892 | 2685 |
| 922 | 2849 |
| 953 | 2885 |
| 1125 | 3409 |
| | |
| 706 | 2211 |
| 741 | 2286 |
| 776 | 2360 |
| 812 | 2434 |
| 868 | 2663 |
| 901 | 2808 |
| 934 | 2784 |
| 965 | 2952 |
| 998 | 2987 |
| 1169 | 3530 |

base cabinets

Xpress

CEBS

Base Cabinet – Door(s)

WHAT'S INCLUDED

1 base cabinet, adjustable feet, clips for toe kick – front, pull(s) (as specified), mounting hardware, locks and keys (as specified) and adjustable shelf per compartment listed below:

| | | |
|------------------|--------------|-----------------------------|
| Adjustable Shelf | 12" to 36" w | 42" w 1 Vertical Divider |
| 32" or 35" h | 1 | 1 |

WHAT'S EXCLUDED

Countertop (CEWCT), Toe Kick – Front (CEATF) and Toe Kick – Side (CEATS).

NOTES

32" high cabinet and Full Extension – Soft-Close (F) Hinges are suitable for People with Reduced Mobility.

When Flintwood Front Finish is specified, only Not Applicable (NA) Edge Trim Finish is available.

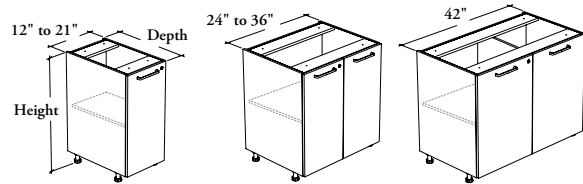
When Stainless (8) or Drilled On-Site – No Pull (Z) Pull Style is specified, Pull Finish is **not** available.

Shelf(ves) are 24" deep for all cabinet depths.

Holes at 1 1/4" intervals allow for shelf adjustment.

Additional Shelves for Cabinet (CEACS) are available and must be specified separately.

Xpress See *Xpress Program* and/or specification software for finishes availability.



PRODUCT OPTIONS

| Depth | Width | Height | Door Swing Direction | Hinge Style | Front Finish |
|--------|--|--------|--|--|--|
| 24, 29 | 12, 15, 18, 21, 24, 27, 30, 33, 36, 42 | 32, 35 | L Door Swing – Left (Shown) R Door Swing – Right N Not Applicable | F Full Extension – Soft Close S Standard – Soft Close | Source Laminate Foundation Laminate Grade 2 Laminate Flintwood (No Cathedral) |

SAMPLE ORDER CODE

| | | | | | |
|----------------|-----------|-----------|----------|----------|-----------|
| CEBS 24 | 30 | 35 | N | S | 3G |
|----------------|-----------|-----------|----------|----------|-----------|

PRODUCT OPTIONS CONTINUED

| Edge Trim Finish | Case Finish | Pull Style | | Pull Finish (If Applicable) | Key Style |
|--|-----------------|---|--|------------------------------|---|
| Edge Trim Colors NA Not Applicable | Source Laminate | 1 Standard Expansion 8 Stainless (ADA) 9 Rectangular E Edge – Standard | F Edge – Small M Modern Straight (ADA) S Slim (Shown) Z Drilled On-Site – No Pull | Foundation Accent Mica | K Keyed Alike R Keyed Randomly N No Lock |

SAMPLE ORDER CODE CONTINUED

| | | | | |
|-----------|-----------|----------|-----------|----------|
| 4G | 3G | S | 52 | N |
|-----------|-----------|----------|-----------|----------|

See Pricing on the following page.

Base Cabinet – Door(s) (Continued)

DIMENSIONS
INCHES / MM

PRICING

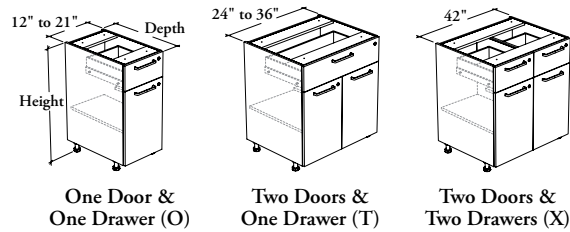
| DIMENSIONS | | | PRICING | | | | | | | |
|------------|-----------|----------|----------------------------------|---------------------|------------------|-----------|---------------------------------------|---------------------|------------------|-----------|
| | | | LEFT (L) OR RIGHT (R) DOOR SWING | | | | FULL EXTENSION – SOFT CLOSE HINGE (F) | | | |
| | | | STANDARD – SOFT CLOSE HINGE (S) | | | | FULL EXTENSION – SOFT CLOSE HINGE (F) | | | |
| | | | FRONT FINISH | | | | | | | |
| D | W | H | Source Laminate | Foundation Laminate | Grade 2 Laminate | Flintwood | Source Laminate | Foundation Laminate | Grade 2 Laminate | Flintwood |
| 24 / 610 | 12 / 305 | 32 / 813 | 765 | 827 | 906 | 897 | 801 | 863 | 942 | 933 |
| 24 / 610 | 15 / 381 | 32 / 813 | 807 | 885 | 964 | 954 | 843 | 921 | 1000 | 990 |
| 24 / 610 | 18 / 457 | 32 / 813 | 846 | 939 | 1019 | 1008 | 882 | 975 | 1055 | 1044 |
| 24 / 610 | 21 / 533 | 32 / 813 | 888 | 996 | 1075 | 1064 | 924 | 1032 | 1111 | 1100 |
| 24 / 610 | 12 / 305 | 35 / 889 | 787 | 856 | 935 | 925 | 823 | 892 | 971 | 961 |
| 24 / 610 | 15 / 381 | 35 / 889 | 829 | 915 | 994 | 984 | 865 | 951 | 1030 | 1020 |
| 24 / 610 | 18 / 457 | 35 / 889 | 872 | 975 | 1054 | 1043 | 908 | 1011 | 1090 | 1079 |
| 24 / 610 | 21 / 533 | 35 / 889 | 915 | 1035 | 1114 | 1102 | 951 | 1071 | 1150 | 1138 |
| 29 / 737 | 12 / 305 | 32 / 813 | 789 | 851 | 931 | 921 | 825 | 887 | 967 | 957 |
| 29 / 737 | 15 / 381 | 32 / 813 | 832 | 910 | 989 | 979 | 868 | 946 | 1025 | 1015 |
| 29 / 737 | 18 / 457 | 32 / 813 | 874 | 967 | 1047 | 1036 | 910 | 1003 | 1083 | 1072 |
| 29 / 737 | 21 / 533 | 32 / 813 | 917 | 1025 | 1104 | 1093 | 953 | 1061 | 1140 | 1129 |
| 29 / 737 | 12 / 305 | 35 / 889 | 807 | 876 | 955 | 945 | 843 | 912 | 991 | 981 |
| 29 / 737 | 15 / 381 | 35 / 889 | 851 | 937 | 1017 | 1006 | 887 | 973 | 1053 | 1042 |
| 29 / 737 | 18 / 457 | 35 / 889 | 896 | 999 | 1078 | 1067 | 932 | 1035 | 1114 | 1103 |
| 29 / 737 | 21 / 533 | 35 / 889 | 942 | 1062 | 1141 | 1129 | 978 | 1098 | 1177 | 1165 |
| | | | NOT APPLICABLE DOOR SWING (N) | | | | | | | |
| 24 / 610 | 24 / 610 | 32 / 813 | 987 | 1111 | 1266 | 1253 | 1059 | 1183 | 1338 | 1325 |
| 24 / 610 | 27 / 686 | 32 / 813 | 1025 | 1164 | 1321 | 1307 | 1097 | 1236 | 1393 | 1379 |
| 24 / 610 | 30 / 762 | 32 / 813 | 1063 | 1218 | 1347 | 1333 | 1135 | 1290 | 1419 | 1405 |
| 24 / 610 | 33 / 838 | 32 / 813 | 1099 | 1269 | 1403 | 1389 | 1171 | 1341 | 1475 | 1461 |
| 24 / 610 | 36 / 914 | 32 / 813 | 1137 | 1322 | 1467 | 1452 | 1209 | 1394 | 1539 | 1524 |
| 24 / 610 | 42 / 1067 | 32 / 813 | 1311 | 1527 | 1690 | 1673 | 1383 | 1599 | 1762 | 1745 |
| 24 / 610 | 24 / 610 | 35 / 889 | 1022 | 1159 | 1310 | 1297 | 1094 | 1231 | 1382 | 1369 |
| 24 / 610 | 27 / 686 | 35 / 889 | 1060 | 1214 | 1367 | 1353 | 1132 | 1286 | 1439 | 1425 |
| 24 / 610 | 30 / 762 | 35 / 889 | 1100 | 1271 | 1393 | 1379 | 1172 | 1343 | 1465 | 1451 |
| 24 / 610 | 33 / 838 | 35 / 889 | 1137 | 1325 | 1454 | 1439 | 1209 | 1397 | 1526 | 1511 |
| 24 / 610 | 36 / 914 | 35 / 889 | 1177 | 1382 | 1523 | 1507 | 1249 | 1454 | 1595 | 1579 |
| 24 / 610 | 42 / 1067 | 35 / 889 | 1356 | 1595 | 1751 | 1733 | 1428 | 1667 | 1823 | 1805 |
| 29 / 737 | 24 / 610 | 32 / 813 | 1024 | 1148 | 1303 | 1290 | 1096 | 1220 | 1375 | 1362 |
| 29 / 737 | 27 / 686 | 32 / 813 | 1064 | 1203 | 1360 | 1346 | 1136 | 1275 | 1432 | 1418 |
| 29 / 737 | 30 / 762 | 32 / 813 | 1104 | 1259 | 1388 | 1374 | 1176 | 1331 | 1460 | 1446 |
| 29 / 737 | 33 / 838 | 32 / 813 | 1142 | 1312 | 1447 | 1432 | 1214 | 1384 | 1519 | 1504 |
| 29 / 737 | 36 / 914 | 32 / 813 | 1181 | 1366 | 1511 | 1496 | 1253 | 1438 | 1583 | 1568 |
| 29 / 737 | 42 / 1067 | 32 / 813 | 1370 | 1586 | 1750 | 1732 | 1442 | 1658 | 1822 | 1804 |
| 29 / 737 | 24 / 610 | 35 / 889 | 1070 | 1207 | 1359 | 1345 | 1142 | 1279 | 1431 | 1417 |
| 29 / 737 | 27 / 686 | 35 / 889 | 1111 | 1265 | 1419 | 1404 | 1183 | 1337 | 1491 | 1476 |
| 29 / 737 | 30 / 762 | 35 / 889 | 1153 | 1324 | 1447 | 1432 | 1225 | 1396 | 1519 | 1504 |
| 29 / 737 | 33 / 838 | 35 / 889 | 1192 | 1380 | 1509 | 1494 | 1264 | 1452 | 1581 | 1566 |
| 29 / 737 | 36 / 914 | 35 / 889 | 1234 | 1439 | 1580 | 1564 | 1306 | 1511 | 1652 | 1636 |
| 29 / 737 | 42 / 1067 | 35 / 889 | 1425 | 1664 | 1821 | 1802 | 1497 | 1736 | 1893 | 1874 |

base cabinets

Xpress

CEBDS

Base Cabinet – Door(s) and Drawer(s)



WHAT'S INCLUDED

1 base cabinet, adjustable feet, clips for toe kick – front, pull(s) (as specified), mounting hardware, locks and keys (as specified) and 1 adjustable shelf.

WHAT'S EXCLUDED

Countertop (CEWCT), Toe Kick – Front (CEATF) and Toe Kick – Side (CEATS).

NOTES

32" high cabinet and Full Extension – Soft-Close (F) Hinges are suitable for People with Reduced Mobility.

Standard – Soft Close (S) Drawer Style features a 16" deep white drawer body.

Undermount – Soft Close (U) Drawer Style features a 20" deep white drawer body.

When Undermount – Soft Close (U) Drawer Style is specified, drawers are **not** lockable.

When Flintwood Front Finish is specified, only Not Applicable (NA) Edge Trim Finish is available.

When Stainless (8) or Drilled On-Site – No Pull (Z) Pull Style is specified, Pull Finish is **not** available.

Shelf(ves) are 24" deep for all cabinet depths.

Holes at 1 1/4" intervals allow for shelf adjustment.

Additional Shelves for Cabinet (CEACS) are available and must be specified separately.

Xpress See *Xpress Program* and/or specification software for finishes availability.

PRODUCT OPTIONS

| Configuration | Depth | Width | Height | Door Swing Direction (If Applicable) | Drawer Style | Hinge Style |
|----------------------------------|--------|------------------------------------|--------|--------------------------------------|----------------------------------|--------------------------------------|
| O One Door & One Drawer | 24, 29 | 12, 15, 18, 21, 24, 27, 30, 33, 36 | 32, 35 | L Door Swing – Left (Shown) | S Standard – Soft Close | F Full Extension – Soft Close |
| T Two Doors & One Drawer | | | | R Door Swing – Right | U Undermount – Soft Close | S Standard – Soft Close |
| X Two Doors & Two Drawers | | | | | | |

SAMPLE ORDER CODE

| | | | | | | |
|----------------|-----------|-----------|-----------|----------|----------|----------|
| CEBDS O | 24 | 18 | 35 | L | U | S |
|----------------|-----------|-----------|-----------|----------|----------|----------|

PRODUCT OPTIONS CONTINUED

| Front Finish | Edge Trim Finish | Case Finish | Pull Style | | Pull Finish (If Applicable) | Key Style |
|--------------------------|--------------------------|-----------------|-----------------------------|------------------------------------|-----------------------------|-------------------------|
| Source Laminate | Edge Trim Colors | Source Laminate | 1 Standard Expansion | F Edge – Small | Foundation | K Keyed Alike |
| Foundation Laminate | NA Not Applicable | | 8 Stainless (ADA) | M Modern Straight (ADA) | Accent | R Keyed Randomly |
| Grade 2 Laminate | | | 9 Rectangular | S Slim (Shown) | Mica | N No Lock |
| Flintwood (No Cathedral) | | | E Edge – Standard | Z Drilled On-Site – No Pull | | |

SAMPLE ORDER CODE CONTINUED

| | | | | | |
|-----------|-----------|-----------|----------|-----------|----------|
| 3G | 4G | 3G | S | 52 | N |
|-----------|-----------|-----------|----------|-----------|----------|

See Pricing on the following page.

C E B D S

Base Cabinet – Door(s) and Drawer(s) (Continued)

**DIMENSIONS
INCHES / MM**

| D | W | H |
|----------|----------|----------|
| 24 / 610 | 12 / 305 | 32 / 813 |
| 24 / 610 | 15 / 381 | 32 / 813 |
| 24 / 610 | 18 / 457 | 32 / 813 |
| 24 / 610 | 21 / 533 | 32 / 813 |
| 24 / 610 | 12 / 305 | 35 / 889 |
| 24 / 610 | 15 / 381 | 35 / 889 |
| 24 / 610 | 18 / 457 | 35 / 889 |
| 24 / 610 | 21 / 533 | 35 / 889 |
| 29 / 737 | 12 / 305 | 32 / 813 |
| 29 / 737 | 15 / 381 | 32 / 813 |
| 29 / 737 | 18 / 457 | 32 / 813 |
| 29 / 737 | 21 / 533 | 32 / 813 |
| 29 / 737 | 12 / 305 | 35 / 889 |
| 29 / 737 | 15 / 381 | 35 / 889 |
| 29 / 737 | 18 / 457 | 35 / 889 |
| 29 / 737 | 21 / 533 | 35 / 889 |
| 24 / 610 | 12 / 305 | 32 / 813 |
| 24 / 610 | 15 / 381 | 32 / 813 |
| 24 / 610 | 18 / 457 | 32 / 813 |
| 24 / 610 | 21 / 533 | 32 / 813 |
| 24 / 610 | 12 / 305 | 35 / 889 |
| 24 / 610 | 15 / 381 | 35 / 889 |
| 24 / 610 | 18 / 457 | 35 / 889 |
| 24 / 610 | 21 / 533 | 35 / 889 |
| 29 / 737 | 12 / 305 | 32 / 813 |
| 29 / 737 | 15 / 381 | 32 / 813 |
| 29 / 737 | 18 / 457 | 32 / 813 |
| 29 / 737 | 21 / 533 | 32 / 813 |
| 29 / 737 | 12 / 305 | 35 / 889 |
| 29 / 737 | 15 / 381 | 35 / 889 |
| 29 / 737 | 18 / 457 | 35 / 889 |
| 29 / 737 | 21 / 533 | 35 / 889 |

PRICING

| ONE DOOR & ONE DRAWER (O) | | | | | | | |
|---|---------------------|------------------|-----------|--|---------------------|------------------|-----------|
| LEFT (L) OR RIGHT (R) DOOR SWING | | | | | | | |
| STANDARD – SOFT CLOSE DRAWER (S) | | | | FULL EXTENSION – SOFT CLOSE HINGE (F) | | | |
| STANDARD – SOFT CLOSE HINGE (S) | | | | FULL EXTENSION – SOFT CLOSE HINGE (F) | | | |
| FRONT FINISH | | | | | | | |
| Source Laminate | Foundation Laminate | Grade 2 Laminate | Flintwood | Source Laminate | Foundation Laminate | Grade 2 Laminate | Flintwood |
| 1064 | 1126 | 1190 | 1443 | 1100 | 1162 | 1226 | 1479 |
| 1110 | 1188 | 1267 | 1503 | 1146 | 1224 | 1303 | 1539 |
| 1153 | 1246 | 1342 | 1561 | 1189 | 1282 | 1378 | 1597 |
| 1197 | 1305 | 1417 | 1621 | 1233 | 1341 | 1453 | 1657 |
| 1087 | 1156 | 1226 | 1470 | 1123 | 1192 | 1262 | 1506 |
| 1135 | 1221 | 1309 | 1534 | 1171 | 1257 | 1345 | 1570 |
| 1180 | 1283 | 1389 | 1596 | 1216 | 1319 | 1425 | 1632 |
| 1227 | 1347 | 1470 | 1659 | 1263 | 1383 | 1506 | 1695 |
| 1088 | 1150 | 1214 | 1467 | 1124 | 1186 | 1250 | 1503 |
| 1136 | 1214 | 1293 | 1529 | 1172 | 1250 | 1329 | 1565 |
| 1181 | 1274 | 1370 | 1589 | 1217 | 1310 | 1406 | 1625 |
| 1226 | 1334 | 1446 | 1650 | 1262 | 1370 | 1482 | 1686 |
| 1107 | 1176 | 1246 | 1490 | 1143 | 1212 | 1282 | 1526 |
| 1156 | 1242 | 1330 | 1555 | 1192 | 1278 | 1366 | 1591 |
| 1204 | 1307 | 1413 | 1620 | 1240 | 1343 | 1449 | 1656 |
| 1253 | 1373 | 1496 | 1685 | 1289 | 1409 | 1532 | 1721 |
| UNDERMOUNT – SOFT CLOSE DRAWER (U) | | | | | | | |
| 1156 | 1218 | 1282 | 1535 | 1192 | 1254 | 1318 | 1571 |
| 1202 | 1280 | 1359 | 1595 | 1238 | 1316 | 1395 | 1631 |
| 1245 | 1338 | 1434 | 1653 | 1281 | 1374 | 1470 | 1689 |
| 1289 | 1397 | 1509 | 1713 | 1325 | 1433 | 1545 | 1749 |
| 1179 | 1248 | 1318 | 1562 | 1215 | 1284 | 1354 | 1598 |
| 1227 | 1313 | 1401 | 1626 | 1263 | 1349 | 1437 | 1662 |
| 1272 | 1375 | 1481 | 1688 | 1308 | 1411 | 1517 | 1724 |
| 1319 | 1439 | 1562 | 1751 | 1355 | 1475 | 1598 | 1787 |
| 1180 | 1242 | 1306 | 1559 | 1216 | 1278 | 1342 | 1595 |
| 1228 | 1306 | 1385 | 1621 | 1264 | 1342 | 1421 | 1657 |
| 1273 | 1366 | 1462 | 1681 | 1309 | 1402 | 1498 | 1717 |
| 1318 | 1426 | 1538 | 1742 | 1354 | 1462 | 1574 | 1778 |
| 1199 | 1268 | 1338 | 1582 | 1235 | 1304 | 1374 | 1618 |
| 1248 | 1334 | 1422 | 1647 | 1284 | 1370 | 1458 | 1683 |
| 1296 | 1399 | 1505 | 1712 | 1332 | 1435 | 1541 | 1748 |
| 1345 | 1465 | 1588 | 1777 | 1381 | 1501 | 1624 | 1813 |

Pricing is continued on the following page.

base cabinets

Xpress

C E B D S

Base Cabinet – Door(s) and Drawer(s) (Continued)

DIMENSIONS
INCHES / MM

PRICING

| DIMENSIONS | | | PRICING | | | | | | | |
|------------|----------|----------|------------------------------------|---------------------|------------------|-----------|---------------------------------------|---------------------|------------------|-----------|
| | | | STANDARD – SOFT CLOSE DRAWER (S) | | | | FULL EXTENSION – SOFT CLOSE HINGE (F) | | | |
| | | | STANDARD – SOFT CLOSE HINGE (S) | | | | FULL EXTENSION – SOFT CLOSE HINGE (F) | | | |
| | | | FRONT FINISH | | | | | | | |
| D | W | H | Source Laminate | Foundation Laminate | Grade 2 Laminate | Flintwood | Source Laminate | Foundation Laminate | Grade 2 Laminate | Flintwood |
| 24 / 610 | 24 / 610 | 32 / 813 | 1310 | 1434 | 1561 | 1905 | 1382 | 1506 | 1633 | 1977 |
| 24 / 610 | 27 / 686 | 32 / 813 | 1353 | 1492 | 1636 | 1963 | 1425 | 1564 | 1708 | 2035 |
| 24 / 610 | 30 / 762 | 32 / 813 | 1395 | 1550 | 1709 | 2022 | 1467 | 1622 | 1781 | 2094 |
| 24 / 610 | 33 / 838 | 32 / 813 | 1437 | 1607 | 1782 | 2079 | 1509 | 1679 | 1854 | 2151 |
| 24 / 610 | 36 / 914 | 32 / 813 | 1479 | 1664 | 1856 | 2137 | 1551 | 1736 | 1928 | 2209 |
| 24 / 610 | 24 / 610 | 35 / 889 | 1342 | 1479 | 1620 | 1948 | 1414 | 1551 | 1692 | 2020 |
| 24 / 610 | 27 / 686 | 35 / 889 | 1387 | 1541 | 1700 | 2009 | 1459 | 1613 | 1772 | 2081 |
| 24 / 610 | 30 / 762 | 35 / 889 | 1430 | 1601 | 1778 | 2070 | 1502 | 1673 | 1850 | 2142 |
| 24 / 610 | 33 / 838 | 35 / 889 | 1474 | 1662 | 1856 | 2131 | 1546 | 1734 | 1928 | 2203 |
| 24 / 610 | 36 / 914 | 35 / 889 | 1517 | 1722 | 1934 | 2192 | 1589 | 1794 | 2006 | 2264 |
| 29 / 737 | 24 / 610 | 32 / 813 | 1348 | 1472 | 1599 | 1943 | 1420 | 1544 | 1671 | 2015 |
| 29 / 737 | 27 / 686 | 32 / 813 | 1392 | 1531 | 1675 | 2002 | 1464 | 1603 | 1747 | 2074 |
| 29 / 737 | 30 / 762 | 32 / 813 | 1436 | 1591 | 1750 | 2063 | 1508 | 1663 | 1822 | 2135 |
| 29 / 737 | 33 / 838 | 32 / 813 | 1479 | 1649 | 1824 | 2121 | 1551 | 1721 | 1896 | 2193 |
| 29 / 737 | 36 / 914 | 32 / 813 | 1523 | 1708 | 1900 | 2181 | 1595 | 1780 | 1972 | 2253 |
| 29 / 737 | 24 / 610 | 35 / 889 | 1391 | 1528 | 1669 | 1997 | 1463 | 1600 | 1741 | 2069 |
| 29 / 737 | 27 / 686 | 35 / 889 | 1438 | 1592 | 1751 | 2060 | 1510 | 1664 | 1823 | 2132 |
| 29 / 737 | 30 / 762 | 35 / 889 | 1483 | 1654 | 1831 | 2123 | 1555 | 1726 | 1903 | 2195 |
| 29 / 737 | 33 / 838 | 35 / 889 | 1529 | 1717 | 1911 | 2186 | 1601 | 1789 | 1983 | 2258 |
| 29 / 737 | 36 / 914 | 35 / 889 | 1575 | 1780 | 1992 | 2250 | 1647 | 1852 | 2064 | 2322 |
| | | | UNDERMOUNT – SOFT CLOSE DRAWER (U) | | | | | | | |
| 24 / 610 | 24 / 610 | 32 / 813 | 1402 | 1526 | 1653 | 1997 | 1474 | 1598 | 1725 | 2069 |
| 24 / 610 | 27 / 686 | 32 / 813 | 1445 | 1584 | 1728 | 2055 | 1517 | 1656 | 1800 | 2127 |
| 24 / 610 | 30 / 762 | 32 / 813 | 1487 | 1642 | 1801 | 2114 | 1559 | 1714 | 1873 | 2186 |
| 24 / 610 | 33 / 838 | 32 / 813 | 1529 | 1699 | 1874 | 2171 | 1601 | 1771 | 1946 | 2243 |
| 24 / 610 | 36 / 914 | 32 / 813 | 1571 | 1756 | 1948 | 2229 | 1643 | 1828 | 2020 | 2301 |
| 24 / 610 | 24 / 610 | 35 / 889 | 1434 | 1571 | 1712 | 2040 | 1506 | 1643 | 1784 | 2112 |
| 24 / 610 | 27 / 686 | 35 / 889 | 1479 | 1633 | 1792 | 2101 | 1551 | 1705 | 1864 | 2173 |
| 24 / 610 | 30 / 762 | 35 / 889 | 1522 | 1693 | 1870 | 2162 | 1594 | 1765 | 1942 | 2234 |
| 24 / 610 | 33 / 838 | 35 / 889 | 1566 | 1754 | 1948 | 2223 | 1638 | 1826 | 2020 | 2295 |
| 24 / 610 | 36 / 914 | 35 / 889 | 1609 | 1814 | 2026 | 2284 | 1681 | 1886 | 2098 | 2356 |
| 29 / 737 | 24 / 610 | 32 / 813 | 1440 | 1564 | 1691 | 2035 | 1512 | 1636 | 1763 | 2107 |
| 29 / 737 | 27 / 686 | 32 / 813 | 1484 | 1623 | 1767 | 2094 | 1556 | 1695 | 1839 | 2166 |
| 29 / 737 | 30 / 762 | 32 / 813 | 1528 | 1683 | 1842 | 2155 | 1600 | 1755 | 1914 | 2227 |
| 29 / 737 | 33 / 838 | 32 / 813 | 1571 | 1741 | 1916 | 2213 | 1643 | 1813 | 1988 | 2285 |
| 29 / 737 | 36 / 914 | 32 / 813 | 1615 | 1800 | 1992 | 2273 | 1687 | 1872 | 2064 | 2345 |
| 29 / 737 | 24 / 610 | 35 / 889 | 1483 | 1620 | 1761 | 2089 | 1555 | 1692 | 1833 | 2161 |
| 29 / 737 | 27 / 686 | 35 / 889 | 1530 | 1684 | 1843 | 2152 | 1602 | 1756 | 1915 | 2224 |
| 29 / 737 | 30 / 762 | 35 / 889 | 1575 | 1746 | 1923 | 2215 | 1647 | 1818 | 1995 | 2287 |
| 29 / 737 | 33 / 838 | 35 / 889 | 1621 | 1809 | 2003 | 2278 | 1693 | 1881 | 2075 | 2350 |
| 29 / 737 | 36 / 914 | 35 / 889 | 1667 | 1872 | 2084 | 2342 | 1739 | 1944 | 2156 | 2414 |

Pricing is continued on the following page.

C E B D S

Base Cabinet – Door(s) and Drawer(s) (Continued)

DIMENSIONS
INCHES / MM

| D | W | H |
|----------|----------|----------|
| 24 / 610 | 24 / 610 | 32 / 813 |
| 24 / 610 | 27 / 686 | 32 / 813 |
| 24 / 610 | 30 / 762 | 32 / 813 |
| 24 / 610 | 33 / 838 | 32 / 813 |
| 24 / 610 | 36 / 914 | 32 / 813 |
| | | |
| 24 / 610 | 24 / 610 | 35 / 889 |
| 24 / 610 | 27 / 686 | 35 / 889 |
| 24 / 610 | 30 / 762 | 35 / 889 |
| 24 / 610 | 33 / 838 | 35 / 889 |
| 24 / 610 | 36 / 914 | 35 / 889 |
| | | |
| 29 / 737 | 24 / 610 | 32 / 813 |
| 29 / 737 | 27 / 686 | 32 / 813 |
| 29 / 737 | 30 / 762 | 32 / 813 |
| 29 / 737 | 33 / 838 | 32 / 813 |
| 29 / 737 | 36 / 914 | 32 / 813 |
| | | |
| 29 / 737 | 24 / 610 | 35 / 889 |
| 29 / 737 | 27 / 686 | 35 / 889 |
| 29 / 737 | 30 / 762 | 35 / 889 |
| 29 / 737 | 33 / 838 | 35 / 889 |
| 29 / 737 | 36 / 914 | 35 / 889 |
| | | |
| 24 / 610 | 24 / 610 | 32 / 813 |
| 24 / 610 | 27 / 686 | 32 / 813 |
| 24 / 610 | 30 / 762 | 32 / 813 |
| 24 / 610 | 33 / 838 | 32 / 813 |
| 24 / 610 | 36 / 914 | 32 / 813 |
| | | |
| 24 / 610 | 24 / 610 | 35 / 889 |
| 24 / 610 | 27 / 686 | 35 / 889 |
| 24 / 610 | 30 / 762 | 35 / 889 |
| 24 / 610 | 33 / 838 | 35 / 889 |
| 24 / 610 | 36 / 914 | 35 / 889 |
| | | |
| 29 / 737 | 24 / 610 | 32 / 813 |
| 29 / 737 | 27 / 686 | 32 / 813 |
| 29 / 737 | 30 / 762 | 32 / 813 |
| 29 / 737 | 33 / 838 | 32 / 813 |
| 29 / 737 | 36 / 914 | 32 / 813 |
| | | |
| 29 / 737 | 24 / 610 | 35 / 889 |
| 29 / 737 | 27 / 686 | 35 / 889 |
| 29 / 737 | 30 / 762 | 35 / 889 |
| 29 / 737 | 33 / 838 | 35 / 889 |
| 29 / 737 | 36 / 914 | 35 / 889 |

PRICING

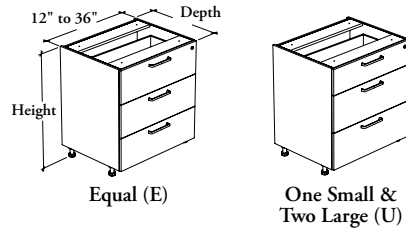
| TWO DOORS & TWO DRAWERS (X) | | | | | | | | | | | |
|------------------------------------|---------------------|------------------|-----------|-----------------|---------------------------------------|------------------|-----------|-----------------|---------------------|------------------|-----------|
| STANDARD – SOFT CLOSE DRAWER (U) | | | | | | | | | | | |
| STANDARD – SOFT CLOSE HINGE (S) | | | | | FULL EXTENSION – SOFT CLOSE HINGE (F) | | | | | | |
| FRONT FINISH | | | | | | | | | | | |
| Source Laminate | Foundation Laminate | Grade 2 Laminate | Flintwood | Source Laminate | Foundation Laminate | Grade 2 Laminate | Flintwood | Source Laminate | Foundation Laminate | Grade 2 Laminate | Flintwood |
| 1621 | 1745 | 1872 | 2378 | 1693 | 1817 | 1944 | 2450 | 1693 | 1817 | 1944 | 2450 |
| 1664 | 1803 | 1947 | 2434 | 1736 | 1875 | 2019 | 2506 | 1736 | 1875 | 2019 | 2506 |
| 1708 | 1863 | 2022 | 2493 | 1780 | 1935 | 2094 | 2565 | 1780 | 1935 | 2094 | 2565 |
| 1752 | 1922 | 2097 | 2548 | 1824 | 1994 | 2169 | 2620 | 1824 | 1994 | 2169 | 2620 |
| 1795 | 1980 | 2172 | 2605 | 1867 | 2052 | 2244 | 2677 | 1867 | 2052 | 2244 | 2677 |
| | | | | | | | | | | | |
| 1652 | 1789 | 1930 | 2421 | 1724 | 1861 | 2002 | 2493 | 1724 | 1861 | 2002 | 2493 |
| 1697 | 1851 | 2010 | 2480 | 1769 | 1923 | 2082 | 2552 | 1769 | 1923 | 2082 | 2552 |
| 1742 | 1913 | 2090 | 2540 | 1814 | 1985 | 2162 | 2612 | 1814 | 1985 | 2162 | 2612 |
| 1788 | 1976 | 2170 | 2600 | 1860 | 2048 | 2242 | 2672 | 1860 | 2048 | 2242 | 2672 |
| 1832 | 2037 | 2249 | 2659 | 1904 | 2109 | 2321 | 2731 | 1904 | 2109 | 2321 | 2731 |
| | | | | | | | | | | | |
| 1662 | 1786 | 1913 | 2423 | 1734 | 1858 | 1985 | 2495 | 1734 | 1858 | 1985 | 2495 |
| 1707 | 1846 | 1990 | 2482 | 1779 | 1918 | 2062 | 2554 | 1779 | 1918 | 2062 | 2554 |
| 1752 | 1907 | 2066 | 2542 | 1824 | 1979 | 2138 | 2614 | 1824 | 1979 | 2138 | 2614 |
| 1798 | 1968 | 2143 | 2600 | 1870 | 2040 | 2215 | 2672 | 1870 | 2040 | 2215 | 2672 |
| 1843 | 2028 | 2220 | 2659 | 1915 | 2100 | 2292 | 2731 | 1915 | 2100 | 2292 | 2731 |
| | | | | | | | | | | | |
| 1704 | 1841 | 1982 | 2473 | 1776 | 1913 | 2054 | 2545 | 1776 | 1913 | 2054 | 2545 |
| 1752 | 1906 | 2065 | 2535 | 1824 | 1978 | 2137 | 2607 | 1824 | 1978 | 2137 | 2607 |
| 1799 | 1970 | 2147 | 2597 | 1871 | 2042 | 2219 | 2669 | 1871 | 2042 | 2219 | 2669 |
| 1847 | 2035 | 2229 | 2659 | 1919 | 2107 | 2301 | 2731 | 1919 | 2107 | 2301 | 2731 |
| 1894 | 2099 | 2311 | 2721 | 1966 | 2171 | 2383 | 2793 | 1966 | 2171 | 2383 | 2793 |
| | | | | | | | | | | | |
| UNDERMOUNT – SOFT CLOSE DRAWER (U) | | | | | | | | | | | |
| Source Laminate | Foundation Laminate | Grade 2 Laminate | Flintwood | Source Laminate | Foundation Laminate | Grade 2 Laminate | Flintwood | Source Laminate | Foundation Laminate | Grade 2 Laminate | Flintwood |
| 1806 | 1930 | 2057 | 2563 | 1878 | 2002 | 2129 | 2635 | 1878 | 2002 | 2129 | 2635 |
| 1849 | 1988 | 2132 | 2619 | 1921 | 2060 | 2204 | 2691 | 1921 | 2060 | 2204 | 2691 |
| 1893 | 2048 | 2207 | 2678 | 1965 | 2120 | 2279 | 2750 | 1965 | 2120 | 2279 | 2750 |
| 1937 | 2107 | 2282 | 2733 | 2009 | 2179 | 2354 | 2805 | 2009 | 2179 | 2354 | 2805 |
| 1980 | 2165 | 2357 | 2790 | 2052 | 2237 | 2429 | 2862 | 2052 | 2237 | 2429 | 2862 |
| | | | | | | | | | | | |
| 1837 | 1974 | 2115 | 2606 | 1909 | 2046 | 2187 | 2678 | 1909 | 2046 | 2187 | 2678 |
| 1882 | 2036 | 2195 | 2665 | 1954 | 2108 | 2267 | 2737 | 1954 | 2108 | 2267 | 2737 |
| 1927 | 2098 | 2275 | 2725 | 1999 | 2170 | 2347 | 2797 | 1999 | 2170 | 2347 | 2797 |
| 1973 | 2161 | 2355 | 2785 | 2045 | 2233 | 2427 | 2857 | 2045 | 2233 | 2427 | 2857 |
| 2017 | 2222 | 2434 | 2844 | 2089 | 2294 | 2506 | 2916 | 2089 | 2294 | 2506 | 2916 |
| | | | | | | | | | | | |
| 1847 | 1971 | 2098 | 2608 | 1919 | 2043 | 2170 | 2680 | 1919 | 2043 | 2170 | 2680 |
| 1892 | 2031 | 2175 | 2667 | 1964 | 2103 | 2247 | 2739 | 1964 | 2103 | 2247 | 2739 |
| 1937 | 2092 | 2251 | 2727 | 2009 | 2164 | 2323 | 2799 | 2009 | 2164 | 2323 | 2799 |
| 1983 | 2153 | 2328 | 2785 | 2055 | 2225 | 2400 | 2857 | 2055 | 2225 | 2400 | 2857 |
| 2028 | 2213 | 2405 | 2844 | 2100 | 2285 | 2477 | 2916 | 2100 | 2285 | 2477 | 2916 |
| | | | | | | | | | | | |
| 1889 | 2026 | 2167 | 2658 | 1961 | 2098 | 2239 | 2730 | 1961 | 2098 | 2239 | 2730 |
| 1937 | 2091 | 2250 | 2720 | 2009 | 2163 | 2322 | 2792 | 2009 | 2163 | 2322 | 2792 |
| 1984 | 2155 | 2332 | 2782 | 2056 | 2227 | 2404 | 2854 | 2056 | 2227 | 2404 | 2854 |
| 2032 | 2220 | 2414 | 2844 | 2104 | 2292 | 2486 | 2916 | 2104 | 2292 | 2486 | 2916 |
| 2079 | 2284 | 2496 | 2906 | 2151 | 2356 | 2568 | 2978 | 2151 | 2356 | 2568 | 2978 |

base cabinets

Xpress

CEBDT

Base Cabinet – Three Drawers



WHAT'S INCLUDED

1 base cabinet, adjustable feet, clips for toe kick – front, pulls (as specified), mounting hardware, locks and keys (as specified).

WHAT'S EXCLUDED

Countertop (CEWCT), Toe Kick – Front (CEATF) and Toe Kick – Side (CEATS)

NOTES

32" high cabinet is suitable for People with Reduced Mobility.

Standard – Soft Close (S) Drawer Style features a 16" deep white drawer body.

Undermount – Soft Close (U) Drawer Style features a 20" deep white drawer body.

When locks are specified on Standard – Soft Close (S) Drawer Style, a central locking system provided for all drawers.

When Undermount – Soft Close (U) Drawer Style is specified, only No Lock (N) is available.

When Flintwood Front Finish is specified, only Not Applicable (NA) Edge Trim Finish is available.

When Stainless (8) or Drilled On-Site – No Pull (Z) Pull Style is specified, Pull Finish is not available.

Xpress See *Xpress Program* and/or specification software for finishes availability.

PRODUCT OPTIONS

| Configuration | Depth | Width | Height | Drawer Style | Front Finish |
|--------------------------------|--------|------------------------------------|--------|--------------------------------|---|
| E Equal | 24, 29 | 12, 15, 18, 21, 24, 27, 30, 33, 36 | 32, 35 | S Standard – Soft Close | Source Laminate Foundation Laminate Grade 2 Laminate Flintwood (No Cathedral) |
| U One Small & Two Large | | | | | |

SAMPLE ORDER CODE

| | | | | | |
|----------------|-----------|-----------|-----------|----------|-----------|
| CEBDT E | 24 | 24 | 35 | U | 3G |
|----------------|-----------|-----------|-----------|----------|-----------|

PRODUCT OPTIONS CONTINUED

| Edge Trim Finish | Case Finish | Pull Style | | Pull Finish (If Applicable) | Key Style |
|--|-----------------|--|---|------------------------------|---|
| Edge Trim Colors NA Not Applicable | Source Laminate | 1 Standard Expansion | F Edge – Small | Foundation Accent Mica | K Keyed Alike R Keyed Randomly N No Lock |
| | | 8 Stainless (ADA) 9 Rectangular | M Modern Straight (ADA) S Slim (Shown) | | |
| | | E Edge – Standard | Z Drilled On-Site – No Pull | | |

SAMPLE ORDER CODE CONTINUED

| | | | | |
|-----------|-----------|----------|-----------|----------|
| 4G | 3G | S | 52 | N |
|-----------|-----------|----------|-----------|----------|

See Pricing on the following page.

C E B D T
Base Cabinet – Three Drawers
(Continued)

DIMENSIONS
INCHES / MM

PRICING

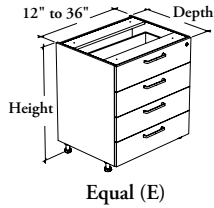
| DIMENSIONS | | | PRICING | | | | | | | |
|------------|----------|----------|--|---------------------|------------------|-----------|------------------------------------|---------------------|------------------|-----------|
| | | | EQUAL (E) or ONE SMALL & TWO LARGE (U) | | | | UNDERMOUNT – SOFT CLOSE DRAWER (U) | | | |
| | | | STANDARD – SOFT CLOSE DRAWER (S) | | | | | | | |
| | | | FRONT FINISH | | | | | | | |
| D | W | H | Source Laminate | Foundation Laminate | Grade 2 Laminate | Flintwood | Source Laminate | Foundation Laminate | Grade 2 Laminate | Flintwood |
| 24 / 610 | 12 / 305 | 32 / 813 | 1549 | 1611 | 1675 | 2056 | 1826 | 1888 | 1952 | 2333 |
| 24 / 610 | 15 / 381 | 32 / 813 | 1593 | 1671 | 1750 | 2114 | 1870 | 1948 | 2027 | 2391 |
| 24 / 610 | 18 / 457 | 32 / 813 | 1637 | 1730 | 1826 | 2171 | 1914 | 2007 | 2103 | 2448 |
| 24 / 610 | 21 / 533 | 32 / 813 | 1681 | 1789 | 1901 | 2229 | 1958 | 2066 | 2178 | 2506 |
| 24 / 610 | 24 / 610 | 32 / 813 | 1727 | 1851 | 1978 | 2285 | 2004 | 2128 | 2255 | 2562 |
| 24 / 610 | 27 / 686 | 32 / 813 | 1772 | 1911 | 2055 | 2344 | 2049 | 2188 | 2332 | 2621 |
| 24 / 610 | 30 / 762 | 32 / 813 | 1815 | 1970 | 2129 | 2402 | 2092 | 2247 | 2406 | 2679 |
| 24 / 610 | 33 / 838 | 32 / 813 | 1859 | 2029 | 2204 | 2461 | 2136 | 2306 | 2481 | 2738 |
| 24 / 610 | 36 / 914 | 32 / 813 | 1902 | 2087 | 2279 | 2519 | 2179 | 2364 | 2556 | 2796 |
| 24 / 610 | 12 / 305 | 35 / 889 | 1572 | 1641 | 1711 | 2085 | 1849 | 1918 | 1988 | 2362 |
| 24 / 610 | 15 / 381 | 35 / 889 | 1619 | 1705 | 1793 | 2146 | 1896 | 1982 | 2070 | 2423 |
| 24 / 610 | 18 / 457 | 35 / 889 | 1665 | 1768 | 1874 | 2208 | 1942 | 2045 | 2151 | 2485 |
| 24 / 610 | 21 / 533 | 35 / 889 | 1711 | 1831 | 1954 | 2269 | 1988 | 2108 | 2231 | 2546 |
| 24 / 610 | 24 / 610 | 35 / 889 | 1760 | 1897 | 2038 | 2329 | 2037 | 2174 | 2315 | 2606 |
| 24 / 610 | 27 / 686 | 35 / 889 | 1806 | 1960 | 2119 | 2392 | 2083 | 2237 | 2396 | 2669 |
| 24 / 610 | 30 / 762 | 35 / 889 | 1852 | 2023 | 2200 | 2454 | 2129 | 2300 | 2477 | 2731 |
| 24 / 610 | 33 / 838 | 35 / 889 | 1898 | 2086 | 2280 | 2517 | 2175 | 2363 | 2557 | 2794 |
| 24 / 610 | 36 / 914 | 35 / 889 | 1943 | 2148 | 2360 | 2579 | 2220 | 2425 | 2637 | 2856 |
| 29 / 737 | 12 / 305 | 32 / 813 | 1573 | 1635 | 1699 | 2080 | 1850 | 1912 | 1976 | 2357 |
| 29 / 737 | 15 / 381 | 32 / 813 | 1619 | 1697 | 1776 | 2140 | 1896 | 1974 | 2053 | 2417 |
| 29 / 737 | 18 / 457 | 32 / 813 | 1665 | 1758 | 1854 | 2199 | 1942 | 2035 | 2131 | 2476 |
| 29 / 737 | 21 / 533 | 32 / 813 | 1710 | 1818 | 1930 | 2258 | 1987 | 2095 | 2207 | 2535 |
| 29 / 737 | 24 / 610 | 32 / 813 | 1765 | 1889 | 2016 | 2323 | 2042 | 2166 | 2293 | 2600 |
| 29 / 737 | 27 / 686 | 32 / 813 | 1811 | 1950 | 2094 | 2383 | 2088 | 2227 | 2371 | 2660 |
| 29 / 737 | 30 / 762 | 32 / 813 | 1856 | 2011 | 2170 | 2443 | 2133 | 2288 | 2447 | 2720 |
| 29 / 737 | 33 / 838 | 32 / 813 | 1901 | 2071 | 2246 | 2503 | 2178 | 2348 | 2523 | 2780 |
| 29 / 737 | 36 / 914 | 32 / 813 | 1946 | 2131 | 2323 | 2563 | 2223 | 2408 | 2600 | 2840 |
| 29 / 737 | 12 / 305 | 35 / 889 | 1592 | 1661 | 1731 | 2105 | 1869 | 1938 | 2008 | 2382 |
| 29 / 737 | 15 / 381 | 35 / 889 | 1640 | 1726 | 1814 | 2167 | 1917 | 2003 | 2091 | 2444 |
| 29 / 737 | 18 / 457 | 35 / 889 | 1689 | 1792 | 1898 | 2232 | 1966 | 2069 | 2175 | 2509 |
| 29 / 737 | 21 / 533 | 35 / 889 | 1737 | 1857 | 1980 | 2295 | 2014 | 2134 | 2257 | 2572 |
| 29 / 737 | 24 / 610 | 35 / 889 | 1809 | 1946 | 2087 | 2378 | 2086 | 2223 | 2364 | 2655 |
| 29 / 737 | 27 / 686 | 35 / 889 | 1857 | 2011 | 2170 | 2443 | 2134 | 2288 | 2447 | 2720 |
| 29 / 737 | 30 / 762 | 35 / 889 | 1905 | 2076 | 2253 | 2507 | 2182 | 2353 | 2530 | 2784 |
| 29 / 737 | 33 / 838 | 35 / 889 | 1953 | 2141 | 2335 | 2572 | 2230 | 2418 | 2612 | 2849 |
| 29 / 737 | 36 / 914 | 35 / 889 | 2001 | 2206 | 2418 | 2637 | 2278 | 2483 | 2695 | 2914 |

base cabinets

Xpress

CEBDF

Base Cabinet – Four Drawers



WHAT'S INCLUDED

1 base cabinet, adjustable feet, clips for toe kick – front, pulls (as specified), mounting hardware, locks and keys (as specified).

WHAT'S EXCLUDED

Countertop (CEWCT), Toe Kick – Front (CEATF) and Toe Kick – Side (CEATS).

NOTES

32" high cabinet is suitable for People with Reduced Mobility.

Standard – Soft Close (S) Drawer Style features a 16" deep white drawer body.

Undermount – Soft Close (U) Drawer Style features a 20" deep white drawer body.

When locks are specified on Standard – Soft Close (S) Drawer Style, a central locking system is provided.

When Undermount – Soft Close (U) Drawer Style is specified, only No Lock (N) is available.

When Flintwood Front Finish is specified, only Not Applicable (NA) Edge Trim Finish is available.

When Stainless (8) or Drilled On-Site – No Pull (Z) Pull Style is specified, Pull Finish is not available.

Xpress See *Xpress Program* and/or specification software for finishes availability.

PRODUCT OPTIONS

| Configuration | Depth | Width | Height | Drawer Style | Front Finish |
|---------------|--------|------------------------------------|--------|--|--|
| E Equal | 24, 29 | 12, 15, 18, 21, 24, 27, 30, 33, 36 | 32, 35 | S Standard – Soft Close U Undermount – Soft Close | Source Laminate Foundation Laminate Grade 2 Laminate Flintwood (No Cathedral) |

SAMPLE ORDER CODE

| | | | | | |
|----------------|-----------|-----------|-----------|----------|-----------|
| CEBDF E | 24 | 24 | 35 | U | 3G |
|----------------|-----------|-----------|-----------|----------|-----------|

PRODUCT OPTIONS CONTINUED

| Edge Trim Finish | Case Finish | Pull Style | | Pull Finish (If Applicable) | Key Style |
|---------------------------------------|-----------------|---|--|------------------------------|--|
| Edge Trim Colors NA Not Applicable | Source Laminate | 1 Standard Expansion 8 Stainless (ADA) 9 Rectangular E Edge – Standard | F Edge – Small M Modern Straight (ADA) S Slim (Shown) Z Drilled On-Site – No Pull | Foundation Accent Mica | K Keyed Alike R Keyed Randomly N No Lock |

SAMPLE ORDER CODE CONTINUED

| | | | | |
|-----------|-----------|----------|-----------|----------|
| 4G | 3G | S | 52 | N |
|-----------|-----------|----------|-----------|----------|

See Pricing on the following page.

C E B D F
Base Cabinet – Four Drawers
(Continued)

DIMENSIONS
INCHES / MM

PRICING

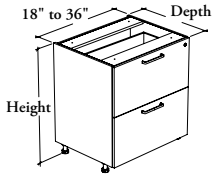
| | | | EQUAL (E) | | | | | | | |
|----------|----------|----------|---|---------------------|------------------|-----------|---|---------------------|------------------|-----------|
| | | | STANDARD – SOFT CLOSE DRAWER (S) | | | | UNDERMOUNT – SOFT CLOSE DRAWER (U) | | | |
| | | | FRONT FINISH | | | | | | | |
| D | W | H | Source Laminate | Foundation Laminate | Grade 2 Laminate | Flintwood | Source Laminate | Foundation Laminate | Grade 2 Laminate | Flintwood |
| 24 / 610 | 12 / 305 | 32 / 813 | 1838 | 1900 | 1964 | 2496 | 2208 | 2270 | 2334 | 2866 |
| 24 / 610 | 15 / 381 | 32 / 813 | 1885 | 1963 | 2042 | 2557 | 2255 | 2333 | 2412 | 2927 |
| 24 / 610 | 18 / 457 | 32 / 813 | 1932 | 2025 | 2121 | 2618 | 2302 | 2395 | 2491 | 2988 |
| 24 / 610 | 21 / 533 | 32 / 813 | 1978 | 2086 | 2198 | 2678 | 2348 | 2456 | 2568 | 3048 |
| 24 / 610 | 24 / 610 | 32 / 813 | 2028 | 2152 | 2279 | 2737 | 2398 | 2522 | 2649 | 3107 |
| 24 / 610 | 27 / 686 | 32 / 813 | 2077 | 2216 | 2360 | 2800 | 2447 | 2586 | 2730 | 3170 |
| 24 / 610 | 30 / 762 | 32 / 813 | 2126 | 2281 | 2440 | 2862 | 2496 | 2651 | 2810 | 3232 |
| 24 / 610 | 33 / 838 | 32 / 813 | 2174 | 2344 | 2519 | 2925 | 2544 | 2714 | 2889 | 3295 |
| 24 / 610 | 36 / 914 | 32 / 813 | 2222 | 2407 | 2599 | 2986 | 2592 | 2777 | 2969 | 3356 |
| 24 / 610 | 12 / 305 | 35 / 889 | 1862 | 1931 | 2001 | 2525 | 2232 | 2301 | 2371 | 2895 |
| 24 / 610 | 15 / 381 | 35 / 889 | 1912 | 1998 | 2086 | 2589 | 2282 | 2368 | 2456 | 2959 |
| 24 / 610 | 18 / 457 | 35 / 889 | 1961 | 2064 | 2170 | 2654 | 2331 | 2434 | 2540 | 3024 |
| 24 / 610 | 21 / 533 | 35 / 889 | 2010 | 2130 | 2253 | 2717 | 2380 | 2500 | 2623 | 3087 |
| 24 / 610 | 24 / 610 | 35 / 889 | 2063 | 2200 | 2341 | 2781 | 2433 | 2570 | 2711 | 3151 |
| 24 / 610 | 27 / 686 | 35 / 889 | 2113 | 2267 | 2426 | 2847 | 2483 | 2637 | 2796 | 3217 |
| 24 / 610 | 30 / 762 | 35 / 889 | 2163 | 2334 | 2511 | 2913 | 2533 | 2704 | 2881 | 3283 |
| 24 / 610 | 33 / 838 | 35 / 889 | 2214 | 2402 | 2596 | 2979 | 2584 | 2772 | 2966 | 3349 |
| 24 / 610 | 36 / 914 | 35 / 889 | 2263 | 2468 | 2680 | 3044 | 2633 | 2838 | 3050 | 3414 |
| 29 / 737 | 12 / 305 | 32 / 813 | 1862 | 1924 | 1988 | 2520 | 2232 | 2294 | 2358 | 2890 |
| 29 / 737 | 15 / 381 | 32 / 813 | 1911 | 1989 | 2068 | 2583 | 2281 | 2359 | 2438 | 2953 |
| 29 / 737 | 18 / 457 | 32 / 813 | 1960 | 2053 | 2149 | 2646 | 2330 | 2423 | 2519 | 3016 |
| 29 / 737 | 21 / 533 | 32 / 813 | 2007 | 2115 | 2227 | 2707 | 2377 | 2485 | 2597 | 3077 |
| 29 / 737 | 24 / 610 | 32 / 813 | 2066 | 2190 | 2317 | 2775 | 2436 | 2560 | 2687 | 3145 |
| 29 / 737 | 27 / 686 | 32 / 813 | 2116 | 2255 | 2399 | 2839 | 2486 | 2625 | 2769 | 3209 |
| 29 / 737 | 30 / 762 | 32 / 813 | 2167 | 2322 | 2481 | 2903 | 2537 | 2692 | 2851 | 3273 |
| 29 / 737 | 33 / 838 | 32 / 813 | 2216 | 2386 | 2561 | 2967 | 2586 | 2756 | 2931 | 3337 |
| 29 / 737 | 36 / 914 | 32 / 813 | 2266 | 2451 | 2643 | 3030 | 2636 | 2821 | 3013 | 3400 |
| 29 / 737 | 12 / 305 | 35 / 889 | 1882 | 1951 | 2021 | 2545 | 2252 | 2321 | 2391 | 2915 |
| 29 / 737 | 15 / 381 | 35 / 889 | 1933 | 2019 | 2107 | 2610 | 2303 | 2389 | 2477 | 2980 |
| 29 / 737 | 18 / 457 | 35 / 889 | 1985 | 2088 | 2194 | 2678 | 2355 | 2458 | 2564 | 3048 |
| 29 / 737 | 21 / 533 | 35 / 889 | 2036 | 2156 | 2279 | 2743 | 2406 | 2526 | 2649 | 3113 |
| 29 / 737 | 24 / 610 | 35 / 889 | 2112 | 2249 | 2390 | 2830 | 2482 | 2619 | 2760 | 3200 |
| 29 / 737 | 27 / 686 | 35 / 889 | 2164 | 2318 | 2477 | 2898 | 2534 | 2688 | 2847 | 3268 |
| 29 / 737 | 30 / 762 | 35 / 889 | 2216 | 2387 | 2564 | 2966 | 2586 | 2757 | 2934 | 3336 |
| 29 / 737 | 33 / 838 | 35 / 889 | 2269 | 2457 | 2651 | 3034 | 2639 | 2827 | 3021 | 3404 |
| 29 / 737 | 36 / 914 | 35 / 889 | 2321 | 2526 | 2738 | 3102 | 2691 | 2896 | 3108 | 3472 |

base cabinets

Xpress

CEBDLF

Base Cabinet – Filing Drawers



WHAT'S INCLUDED

1 base cabinet, adjustable feet, clips for toe kick – front, pulls (as specified), mounting hardware, locks and keys (as specified), and 15" cross file bar(s) per drawer listed below:

| | | |
|--------------------|--------------|--------------|
| 15" Cross File Bar | 18" to 27" w | 30" to 36" w |
| | 1 | 2 |

WHAT'S EXCLUDED

Countertop (CEWCT), Toe Kick – Front (CEATF) and Toe Kick – Side (CEATS).

NOTES

32" high cabinet is suitable for People with Reduced Mobility.

Drawer features a 16" deep black drawer body and accept legal and letter size paper.

When locks are specified, a central locking system is provided.

When Flintwood Front Finish is specified, only Not Applicable (NA) Edge Trim Finish is available.

When Stainless (8) or Drilled On-Site – No Pull (Z) Pull Style is specified, Pull Finish is **not** available.

Xpress See *Xpress Program* and/or specification software for finishes availability.

PRODUCT OPTIONS

| Depth | Width | Height | Drawer Style | Front Finish |
|--------|----------------------------|--------|--------------------------------|---|
| 24, 29 | 18, 21, 24, 27, 30, 33, 36 | 32, 35 | S Standard – Soft Close | Source Laminate Foundation Laminate Grade 2 Laminate Flintwood (No Cathedral) |

SAMPLE ORDER CODE

| | | | | |
|------------------|-----------|-----------|----------|-----------|
| CEBDLF 24 | 24 | 35 | S | 3G |
|------------------|-----------|-----------|----------|-----------|

PRODUCT OPTIONS CONTINUED

| Edge Trim Finish | Case Finish | Pull Style | | Pull Finish (If Applicable) | Key Style |
|--|-----------------|---|--|--------------------------------|---|
| Edge Trim Colors NA Not Applicable | Source Laminate | 1 Standard Expansion 8 Stainless (ADA) 9 Rectangular E Edge – Standard | F Edge – Small M Modern Straight (ADA) S Slim (Shown) Z Drilled On-Site – No Pull | Foundation Accent Mica | K Keyed Alike R Keyed Randomly N No Lock |

SAMPLE ORDER CODE CONTINUED

| | | | | |
|-----------|-----------|----------|-----------|----------|
| 4G | 3G | S | 52 | N |
|-----------|-----------|----------|-----------|----------|

See Pricing on the following page.

C E B D L F
Base Cabinet – Filing Drawers
(Continued)

DIMENSIONS
INCHES / MM

| D | W | H |
|----------|----------|----------|
| 24 / 610 | 18 / 457 | 32 / 813 |
| 24 / 610 | 21 / 533 | 32 / 813 |
| 24 / 610 | 24 / 610 | 32 / 813 |
| 24 / 610 | 27 / 686 | 32 / 813 |
| 24 / 610 | 30 / 762 | 32 / 813 |
| 24 / 610 | 33 / 838 | 32 / 813 |
| 24 / 610 | 36 / 914 | 32 / 813 |
| | | |
| 24 / 610 | 18 / 457 | 35 / 889 |
| 24 / 610 | 21 / 533 | 35 / 889 |
| 24 / 610 | 24 / 610 | 35 / 889 |
| 24 / 610 | 27 / 686 | 35 / 889 |
| 24 / 610 | 30 / 762 | 35 / 889 |
| 24 / 610 | 33 / 838 | 35 / 889 |
| 24 / 610 | 36 / 914 | 35 / 889 |
| | | |
| 29 / 737 | 18 / 457 | 32 / 813 |
| 29 / 737 | 21 / 533 | 32 / 813 |
| 29 / 737 | 24 / 610 | 32 / 813 |
| 29 / 737 | 27 / 686 | 32 / 813 |
| 29 / 737 | 30 / 762 | 32 / 813 |
| 29 / 737 | 33 / 838 | 32 / 813 |
| 29 / 737 | 36 / 914 | 32 / 813 |
| | | |
| 29 / 737 | 18 / 457 | 35 / 889 |
| 29 / 737 | 21 / 533 | 35 / 889 |
| 29 / 737 | 24 / 610 | 35 / 889 |
| 29 / 737 | 27 / 686 | 35 / 889 |
| 29 / 737 | 30 / 762 | 35 / 889 |
| 29 / 737 | 33 / 838 | 35 / 889 |
| 29 / 737 | 36 / 914 | 35 / 889 |

PRICING

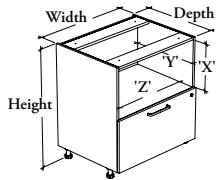
| STANDARD – SOFT CLOSE DRAWER (S) | | | | |
|----------------------------------|---------------------|------------------|-----------|--|
| FRONT FINISH | | | | |
| Source Laminate | Foundation Laminate | Grade 2 Laminate | Flintwood | |
| 1352 | 1445 | 1541 | 1722 | |
| 1423 | 1531 | 1643 | 1805 | |
| 1491 | 1615 | 1742 | 1882 | |
| 1550 | 1689 | 1833 | 1956 | |
| 1607 | 1762 | 1921 | 2029 | |
| 1666 | 1836 | 2011 | 2104 | |
| 1725 | 1910 | 2102 | 2178 | |
| | | | | |
| 1376 | 1479 | 1585 | 1759 | |
| 1448 | 1568 | 1691 | 1846 | |
| 1519 | 1656 | 1797 | 1929 | |
| 1579 | 1733 | 1892 | 2008 | |
| 1637 | 1808 | 1985 | 2086 | |
| 1697 | 1885 | 2079 | 2166 | |
| 1757 | 1962 | 2174 | 2245 | |
| | | | | |
| 1380 | 1473 | 1569 | 1750 | |
| 1452 | 1560 | 1672 | 1834 | |
| 1529 | 1653 | 1780 | 1920 | |
| 1589 | 1728 | 1872 | 1995 | |
| 1648 | 1803 | 1962 | 2070 | |
| 1708 | 1878 | 2053 | 2146 | |
| 1769 | 1954 | 2146 | 2222 | |
| | | | | |
| 1400 | 1503 | 1609 | 1783 | |
| 1474 | 1594 | 1717 | 1872 | |
| 1568 | 1705 | 1846 | 1978 | |
| 1630 | 1784 | 1943 | 2059 | |
| 1690 | 1861 | 2038 | 2139 | |
| 1752 | 1940 | 2134 | 2221 | |
| 1815 | 2020 | 2232 | 2303 | |

base cabinets

Xpress

CEBMD

Base Cabinet – Microwave Section with Drawer



'X' = 14 11/16" (32" h)
or 13" (35" h)
'Y' = 22 1/8" (24" d)
or 27 1/8" (29" d)
'Z' = Width (minus 1.4")

WHAT'S INCLUDED

1 base cabinet, 1 drawer, adjustable feet, clips for toe kick-front, pull (as specified), locks and keys (as specified), pass-through grommet (as specified) and mounting hardware.

WHAT'S EXCLUDED

Countertop (CEWCT), Toe Kick – Front (CEATF) and Toe Kick – Side (CEATS).

NOTES

32" high cabinet is suitable for People with Reduced Mobility.

It is specifier's responsibility to ensure the appliance clearance complies with the manufacturer's recommendations.

Refer to the Application Guide for the Pass-Through Grommet location.

When specified, Pass-Through Grommet (2 3/16" x 5 7/8") is finished in Platinum.

When No Cut-Out (N) Cut-Out Style is specified, a cut-out can be drilled on-site by the installer.

Standard – Soft Close (S) Drawer Style features a 16" deep white drawer body.

Undermount – Soft Close (U) Drawer Style features a 20" deep white drawer body.

When Flintwood Front Finish is specified, only Not Applicable (NA) Edge Trim Finish is available.

When Stainless (8) or Drilled On-Site – No Pull (Z) Pull Style is specified, Pull Finish is **not** available.

Xpress See *Xpress Program* and/or specification software for finishes availability.

PRODUCT OPTIONS

| Depth | Width | Height | Drawer Style | Cut-Out Style | Front Finish |
|--------|--------------------|--------|--|---|--|
| 24, 29 | 24, 27, 30, 33, 36 | 32, 35 | S Standard – Soft Close U Undermount – Soft Close | W With Pass-Through Grommet N No Cut-Out | Source Laminate Foundation Laminate Grade 2 Laminate Flintwood (No Cathedral) |

SAMPLE ORDER CODE

| | | | | | |
|-----------------|-----------|-----------|----------|----------|-----------|
| CEBMD 24 | 30 | 35 | U | N | 3G |
|-----------------|-----------|-----------|----------|----------|-----------|

PRODUCT OPTIONS CONTINUED

| Edge Trim Finish | Case Finish | Pull Style | | Pull Finish (If Applicable) | Key Style |
|--|-----------------|---|--|------------------------------|---|
| Edge Trim Colors NA Not Applicable | Source Laminate | 1 Standard Expansion 8 Stainless (ADA) 9 Rectangular E Edge – Standard | F Edge – Small M Modern Straight (ADA) S Slim (Shown) Z Drilled On-Site – No Pull | Foundation Accent Mica | K Keyed Alike R Keyed Randomly N No Lock |

SAMPLE ORDER CODE CONTINUED

| | | | | |
|-----------|-----------|----------|-----------|----------|
| 4G | 3G | S | 52 | N |
|-----------|-----------|----------|-----------|----------|

See Pricing on the following page.

C E B M D

**Base Cabinet – Microwave Section
with Drawer (Continued)**

**DIMENSIONS
INCHES / MM**

| D | W | H |
|----------|----------|----------|
| 24 / 610 | 24 / 610 | 32 / 813 |
| 24 / 610 | 27 / 686 | 32 / 813 |
| 24 / 610 | 30 / 762 | 32 / 813 |
| 24 / 610 | 33 / 838 | 32 / 813 |
| 24 / 610 | 36 / 914 | 32 / 813 |
| | | |
| 24 / 610 | 24 / 610 | 35 / 889 |
| 24 / 610 | 27 / 686 | 35 / 889 |
| 24 / 610 | 30 / 762 | 35 / 889 |
| 24 / 610 | 33 / 838 | 35 / 889 |
| 24 / 610 | 36 / 914 | 35 / 889 |
| | | |
| 29 / 737 | 24 / 610 | 32 / 813 |
| 29 / 737 | 27 / 686 | 32 / 813 |
| 29 / 737 | 30 / 762 | 32 / 813 |
| 29 / 737 | 33 / 838 | 32 / 813 |
| 29 / 737 | 36 / 914 | 32 / 813 |
| | | |
| 29 / 737 | 24 / 610 | 35 / 889 |
| 29 / 737 | 27 / 686 | 35 / 889 |
| 29 / 737 | 30 / 762 | 35 / 889 |
| 29 / 737 | 33 / 838 | 35 / 889 |
| 29 / 737 | 36 / 914 | 35 / 889 |

PRICING

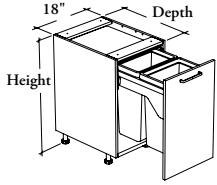
| STANDARD – SOFT CLOSE DRAWER (S) | | | | UNDERMOUNT – SOFT CLOSE DRAWER (U) | | | |
|----------------------------------|---------------------|------------------|-----------|------------------------------------|---------------------|------------------|-----------|
| FRONT FINISH | | | | | | | |
| Source Laminate | Foundation Laminate | Grade 2 Laminate | Flintwood | Source Laminate | Foundation Laminate | Grade 2 Laminate | Flintwood |
| 1140 | 1202 | 1266 | 1336 | 1232 | 1294 | 1358 | 1428 |
| 1178 | 1248 | 1320 | 1381 | 1270 | 1340 | 1412 | 1473 |
| 1214 | 1292 | 1371 | 1425 | 1306 | 1384 | 1463 | 1517 |
| 1250 | 1335 | 1423 | 1469 | 1342 | 1427 | 1515 | 1561 |
| 1287 | 1380 | 1476 | 1513 | 1379 | 1472 | 1568 | 1605 |
| | | | | | | | |
| 1168 | 1237 | 1307 | 1373 | 1260 | 1329 | 1399 | 1465 |
| 1207 | 1284 | 1364 | 1421 | 1299 | 1376 | 1456 | 1513 |
| 1244 | 1330 | 1418 | 1468 | 1336 | 1422 | 1510 | 1560 |
| 1281 | 1375 | 1472 | 1516 | 1373 | 1467 | 1564 | 1608 |
| 1319 | 1422 | 1528 | 1563 | 1411 | 1514 | 1620 | 1655 |
| | | | | | | | |
| 1178 | 1240 | 1304 | 1374 | 1270 | 1332 | 1396 | 1466 |
| 1217 | 1287 | 1359 | 1420 | 1309 | 1379 | 1451 | 1512 |
| 1255 | 1333 | 1412 | 1466 | 1347 | 1425 | 1504 | 1558 |
| 1293 | 1378 | 1466 | 1512 | 1385 | 1470 | 1558 | 1604 |
| 1332 | 1425 | 1521 | 1558 | 1424 | 1517 | 1613 | 1650 |
| | | | | | | | |
| 1217 | 1286 | 1356 | 1422 | 1309 | 1378 | 1448 | 1514 |
| 1258 | 1335 | 1415 | 1472 | 1350 | 1427 | 1507 | 1564 |
| 1297 | 1383 | 1471 | 1521 | 1389 | 1475 | 1563 | 1613 |
| 1336 | 1430 | 1527 | 1571 | 1428 | 1522 | 1619 | 1663 |
| 1377 | 1480 | 1586 | 1621 | 1469 | 1572 | 1678 | 1713 |

base cabinets

Xpress

CEBWP D

Base Cabinet – Pull-Out Recycling/Disposal Center – Dual Bins



WHAT'S INCLUDED

1 base cabinet, 2 waste/recycling bins, adjustable feet, clips for toe kick – front, pull (as specified) and mounting hardware.

WHAT'S EXCLUDED

Countertop (CEWCT), Toe Kick – Front (CEATF), Toe Kick – Side (CEATS) and Recycling/Disposal Symbol (CEASR).

NOTES

32" high cabinet is suitable for People with Reduced Mobility.

Includes two 35L waste/recycling bins (Grey).

When Flintwood Front Finish is specified, only Not Applicable (NA) Edge Trim Finish is available.

When Stainless (8) or Drilled On-Site – No Pull (Z) Pull Style is specified, Pull Finish is not available.

Xpress See *Xpress Program* and/or specification software for finishes availability.

PRODUCT OPTIONS

| Depth | Width | Height | Identification | Pull-Out Style | Front Finish |
|--------|-------|--------|---|--------------------------------|--|
| 24, 29 | 18 | 32, 35 | S Symbol Ready N No Identification (Shown) | S Standard – Soft Close | Source Laminate Foundation Laminate Grade 2 Laminate Flintwood (No Cathedral) |

SAMPLE ORDER CODE

| | | | | | |
|-------------------|-----------|-----------|----------|----------|-----------|
| CEBWP D 24 | 18 | 35 | S | S | 3G |
|-------------------|-----------|-----------|----------|----------|-----------|

PRODUCT OPTIONS CONTINUED

| Edge Trim Finish | Case Finish | Pull Style | | Pull Finish (If Applicable) |
|--|-----------------|---|--|------------------------------|
| Edge Trim Colors NA Not Applicable | Source Laminate | 1 Standard Expansion 8 Stainless (ADA) 9 Rectangular E Edge – Standard | F Edge – Small M Modern Straight (ADA) S Slim (Shown) Z Drilled On-Site – No Pull | Foundation Accent Mica |

SAMPLE ORDER CODE CONTINUED

| | | | |
|-----------|-----------|----------|-----------|
| 4G | 3G | S | 52 |
|-----------|-----------|----------|-----------|

DIMENSIONS INCHES / MM

| D | W | H |
|----------|----------|----------|
| 24 / 610 | 18 / 457 | 32 / 813 |
| 24 / 610 | 18 / 457 | 35 / 889 |
| 29 / 737 | 18 / 457 | 32 / 813 |
| 29 / 737 | 18 / 457 | 35 / 889 |

PRICING

FRONT FINISH

| Source Laminate | Foundation Laminate | Grade 2 Laminate | Flintwood |
|-----------------|---------------------|------------------|-----------|
| 2224 | 2317 | 2413 | 2455 |
| 2269 | 2372 | 2478 | 2511 |
| 2275 | 2368 | 2464 | 2506 |
| 2324 | 2427 | 2533 | 2566 |



CEBWPX

**Base Cabinet – Pull-Out Recycling/
Disposal Center – Single XL Bin**

WHAT'S INCLUDED

1 base cabinet, 1 single xl recycling/waste bin, adjustable feet, clips for toe kick – front, pull (as specified) and mounting hardware.

WHAT'S EXCLUDED

Countertop (CEWCT), Toe Kick – Front (CEATF), Toe Kick – Side (CEATS) and Recycling/Disposal Symbol (CEASR).

NOTES

32" high cabinet is suitable for People with Reduced Mobility.

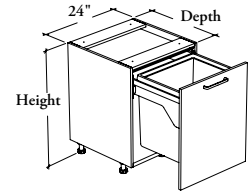
Includes one 90L waste/recycling bin (Grey).

When Flintwood Front Finish is specified, only Not Applicable (NA) Edge Trim Finish is available.

When Stainless (8) or Drilled On-Site – No Pull (Z) Pull Style is specified, Pull Finish is **not** available.

Internal metal bin support is finished in Recycled Paint.

Xpress See *Xpress Program* and/or specification software for finishes availability.



PRODUCT OPTIONS

| Depth | Width | Height | Identification | Pull-Out Style | Front Finish |
|--------|-------|--------|---|--------------------------------|--|
| 24, 29 | 24 | 32, 35 | S Symbol Ready N No Identification (Shown) | S Standard – Soft Close | Source Laminate Foundation Laminate Grade 2 Laminate Flintwood (No Cathedral) |

SAMPLE ORDER CODE

| | | | | | |
|------------------|-----------|-----------|----------|----------|-----------|
| CEBWPX 24 | 24 | 35 | S | S | 3G |
|------------------|-----------|-----------|----------|----------|-----------|

PRODUCT OPTIONS CONTINUED

| Edge Trim Finish | Case Finish | Pull Style | | Pull Finish (If Applicable) |
|--|-----------------|---|--|------------------------------|
| Edge Trim Colors NA Not Applicable | Source Laminate | 1 Standard Expansion 8 Stainless (ADA) 9 Rectangular E Edge – Standard | F Edge – Small M Modern Straight (ADA) S Slim (Shown) Z Drilled On-Site – No Pull | Foundation Accent Mica |

SAMPLE ORDER CODE CONTINUED

| | | | |
|-----------|-----------|----------|-----------|
| 4G | 3G | S | 52 |
|-----------|-----------|----------|-----------|

**DIMENSIONS
INCHES / MM**

| D | W | H |
|----------|----------|----------|
| 24 / 610 | 24 / 610 | 32 / 813 |
| 24 / 610 | 24 / 610 | 35 / 889 |
| 29 / 737 | 24 / 610 | 32 / 813 |
| 29 / 737 | 24 / 610 | 35 / 889 |

PRICING

FRONT FINISH

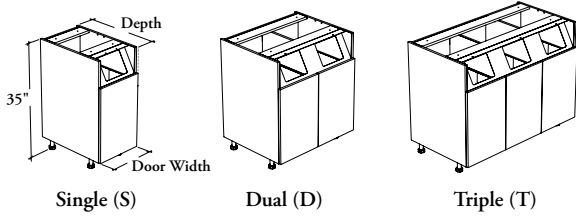
| Source Laminate | Foundation Laminate | Grade 2 Laminate | Flintwood |
|-----------------|---------------------|------------------|-----------|
| 1873 | 1997 | 2148 | 2126 |
| 1925 | 2062 | 2208 | 2186 |
| 1924 | 2048 | 2199 | 2177 |
| 1981 | 2118 | 2265 | 2242 |

base cabinets

Xpress

CEBWU

Base Cabinet – Recycling/Disposal Center



WHAT'S INCLUDED

1 base cabinet, adjustable feet, clips for toe kick – front, mounting hardware and waste/recycling bin(s) listed below:

| | | | |
|---------------------|--------|------|--------|
| | Single | Dual | Triple |
| Waste/Recycling Bin | 1 | 2 | 3 |

WHAT'S EXCLUDED

Countertop (CEWCT), Toe Kick – Front (CEATF) and Toe Kick – Side (CEATS) and Recycling/Disposal Symbol (CEASR).

NOTES

Includes 35L waste/recycling bins (Grey).

When Flintwood Front Finish is specified, only Not Applicable (NA) Edge Trim Finish is available.

Xpress See *Xpress Program* and/or specification software for finishes availability.

PRODUCT OPTIONS

| Configuration | Depth | Door Width | Height | Identification | Door Swing Direction |
|-----------------|--------|------------|--------|------------------------------------|------------------------------------|
| S Single | 24, 29 | 12, 15 | 35 | S Symbol Ready | L Door Swing – Left (Shown) |
| D Dual | | | | N No Identification (Shown) | R Door Swing – Right |
| T Triple | | | | | N Not Applicable |

SAMPLE ORDER CODE

| | | | | | |
|----------------|-----------|-----------|-----------|----------|----------|
| CEBWU D | 24 | 12 | 35 | S | N |
|----------------|-----------|-----------|-----------|----------|----------|

PRODUCT OPTIONS CONTINUED

| Hinge Style | Open Fascia Finish | Front Finish | Edge Trim Finish | Case Finish |
|--------------------------------|------------------------------|--|--|-----------------|
| S Standard – Soft Close | Foundation Accent Mica | Source Laminate Foundation Laminate Grade 2 Laminate Flintwood (No Cathedral) | Edge Trim Colors NA Not Applicable | Source Laminate |

SAMPLE ORDER CODE CONTINUED

| | | | | |
|----------|-----------|-----------|-----------|-----------|
| S | 20 | 3G | 4G | 3G |
|----------|-----------|-----------|-----------|-----------|

See Pricing on the following page.

C E B W U
**Base Cabinet – Recycling/Disposal
 Center (Continued)**

**DIMENSIONS
 INCHES / MM**

| D | Door | | H |
|----------|----------|----------|---|
| | W | | |
| 24 / 610 | 12 / 305 | 35 / 889 | |
| 24 / 610 | 15 / 381 | 35 / 889 | |
| 29 / 737 | 12 / 305 | 35 / 889 | |
| 29 / 737 | 15 / 381 | 35 / 889 | |

| | | | |
|----------|----------|----------|--|
| 24 / 610 | 12 / 305 | 35 / 889 | |
| 24 / 610 | 15 / 381 | 35 / 889 | |
| 29 / 737 | 12 / 305 | 35 / 889 | |
| 29 / 737 | 15 / 381 | 35 / 889 | |

| | | | |
|----------|----------|----------|--|
| 24 / 610 | 12 / 305 | 35 / 889 | |
| 24 / 610 | 15 / 381 | 35 / 889 | |
| 29 / 737 | 12 / 305 | 35 / 889 | |
| 29 / 737 | 15 / 381 | 35 / 889 | |

PRICING

| SINGLE (S) | | | | |
|----------------------------------|-----------------|---------------------|------------------|-----------|
| LEFT (L) OR RIGHT (R) DOOR SWING | | | | |
| FRONT FINISH | | | | |
| | Source Laminate | Foundation Laminate | Grade 2 Laminate | Flintwood |
| | 1372 | 1423 | 1475 | 1570 |
| | 1448 | 1512 | 1577 | 1635 |
| | 1424 | 1475 | 1527 | 1622 |
| | 1506 | 1570 | 1635 | 1693 |

| DUAL (S) | | | | |
|-------------------------------|------|------|------|------|
| NOT APPLICABLE DOOR SWING (N) | | | | |
| | 1969 | 2020 | 2072 | 2368 |
| | 2067 | 2131 | 2196 | 2487 |
| | 2049 | 2100 | 2152 | 2448 |
| | 2152 | 2216 | 2281 | 2572 |

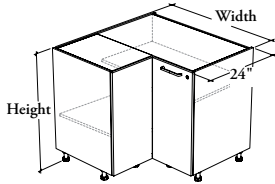
| TRIPLE (T) | | | | |
|-------------------------------|------|------|------|------|
| NOT APPLICABLE DOOR SWING (N) | | | | |
| | 2690 | 2741 | 2793 | 3289 |
| | 2820 | 2884 | 2949 | 3451 |
| | 2803 | 2854 | 2906 | 3402 |
| | 2942 | 3006 | 3071 | 3573 |

base cabinets

Xpress

C E B C A S

Base Cabinet for Standard Corner – Door



WHAT'S INCLUDED

1 base cabinet, adjustable feet, clips for toe kick – front, pull (as specified), mounting hardware, locks and keys (as specified), and 2 adjustable shelves.

WHAT'S EXCLUDED

Countertop (CEWCT), Toe Kick – Front (CEATF) and Toe Kick – Side (CEATS).

NOTES

32" high cabinet is suitable for People with Reduced Mobility.

When Flintwood Front Finish is specified, only Not Applicable (NA) Edge Trim Finish is available.

When Stainless (8) or Drilled On-Site – No Pull (Z) Pull Style is specified, Pull Finish is **not** available.

Shelves are always 24" deep.

Holes at 1 1/4" intervals allow for shelf adjustment.

Additional Shelves for Cabinet **cannot** be specified with this product.

Xpress See *Xpress Program* and/or specification software for finishes availability.

PRODUCT OPTIONS

| Depth | Width | Height | Door Swing Direction | Hinge Style | Front Finish |
|-------|--------|--------|---|-------------------|--|
| 24 | 36, 39 | 32, 35 | L Door Swing – Left (Shown) R Door Swing – Right | D Standard | Source Laminate Foundation Laminate Grade 2 Laminate Flintwood (No Cathedral) |

SAMPLE ORDER CODE

| | | | | | |
|------------------|-----------|-----------|----------|----------|-----------|
| CEBCAS 24 | 36 | 35 | L | D | 3G |
|------------------|-----------|-----------|----------|----------|-----------|

PRODUCT OPTIONS CONTINUED

| Edge Trim Finish | Case Finish | Pull Style | | Pull Finish (If Applicable) | Key Style |
|--|-----------------|---|--|------------------------------|---|
| Edge Trim Colors NA Not Applicable | Source Laminate | 1 Standard Expansion 8 Stainless (ADA) 9 Rectangular E Edge – Standard | F Edge – Small M Modern Straight (ADA) S Slim (Shown) Z Drilled On-Site – No Pull | Foundation Accent Mica | K Keyed Alike R Keyed Randomly N No Lock |

SAMPLE ORDER CODE CONTINUED

| | | | | |
|-----------|-----------|----------|-----------|----------|
| 4G | 3G | S | 52 | N |
|-----------|-----------|----------|-----------|----------|

See Pricing on the following page.

C E B C A S
Base Cabinet for Standard Corner –
Door (Continued)

DIMENSIONS
INCHES / MM

| D | W | H |
|----------|----------|----------|
| 24 / 610 | 36 / 914 | 32 / 813 |
| 24 / 610 | 39 / 991 | 32 / 813 |
| 24 / 610 | 36 / 914 | 35 / 889 |
| 24 / 610 | 39 / 991 | 35 / 889 |

PRICING

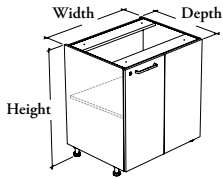
| LEFT (L) OR RIGHT DOOR SWING | | | | |
|------------------------------|-----------------|---------------------|------------------|-----------|
| FRONT FINISH | | | | |
| | Source Laminate | Foundation Laminate | Grade 2 Laminate | Flintwood |
| | 1828 | 2013 | 2205 | 2243 |
| | 1944 | 2145 | 2352 | 2387 |
| | 1835 | 2040 | 2252 | 2257 |
| | 1951 | 2173 | 2403 | 2406 |

base cabinets

Xpress

CEBCBS

Base Cabinet for Blind Corner – Door



WHAT'S INCLUDED

1 base cabinet, adjustable feet, clips for toe kick – front, pull (as specified), locks and keys (as specified), mounting hardware and 1 adjustable shelf.

WHAT'S EXCLUDED

Countertop (CEWCT), Toe Kick – Front (CEATF) and Toe Kick – Side (CEATS).

NOTES

32" high cabinet is suitable for People with Reduced Mobility.

When Flintwood Door and Fixed Panel Front Finish is specified, only Not Applicable (NA) Edge Trim Finish is available.

When Stainless (8) or Drilled On-Site – No Pull (Z) Pull Style is specified, Pull Finish is **not** available.

Shelf(ves) are 24" deep for all cabinet depths.

The Fixed Panel is always half the width of the cabinet.

Holes at 1 1/4" intervals allow for shelf adjustment.

Additional Shelves for Cabinet (CEACS) are available and must be specified separately.

Xpress See *Xpress Program* and/or specification software for finishes availability.

PRODUCT OPTIONS

| Depth | Width | Height | Fixed Panel Position | Hinge Style | Door & Fixed Panel Front Finish |
|--------|--------------------|--------|---|--------------------------------|--|
| 24, 29 | 24, 27, 30, 33, 36 | 32, 35 | L Fixed Panel – Left R Fixed Panel – Right (Shown) | S Standard – Soft Close | Source Laminate Foundation Laminate Grade 2 Laminate Flintwood (No Cathedral) |

SAMPLE ORDER CODE

| | | | | | |
|------------------|-----------|-----------|----------|----------|-----------|
| CEBCBS 24 | 30 | 35 | L | S | 3G |
|------------------|-----------|-----------|----------|----------|-----------|

PRODUCT OPTIONS CONTINUED

| Edge Trim Finish | Case Finish | Pull Style | | Pull Finish (If Applicable) | Key Style |
|--|-----------------|---|--|------------------------------|---|
| Edge Trim Colors NA Not Applicable | Source Laminate | 1 Standard Expansion 8 Stainless (ADA) 9 Rectangular E Edge – Standard | F Edge – Small M Modern Straight (ADA) S Slim (Shown) Z Drilled On-Site – No Pull | Foundation Accent Mica | K Keyed Alike R Keyed Randomly N No Lock |

SAMPLE ORDER CODE CONTINUED

| | | | | |
|-----------|-----------|----------|-----------|----------|
| 4G | 3G | S | 52 | N |
|-----------|-----------|----------|-----------|----------|

See Pricing on the following page.

C E B C B S

**Base Cabinet for Blind Corner –
Door (Continued)**

**DIMENSIONS
INCHES / MM**

| D | W | H |
|----------|----------|----------|
| 24 / 610 | 24 / 610 | 32 / 813 |
| 24 / 610 | 27 / 686 | 32 / 813 |
| 24 / 610 | 30 / 762 | 32 / 813 |
| 24 / 610 | 33 / 838 | 32 / 813 |
| 24 / 610 | 36 / 914 | 32 / 813 |
| 24 / 610 | 24 / 610 | 35 / 889 |
| 24 / 610 | 27 / 686 | 35 / 889 |
| 24 / 610 | 30 / 762 | 35 / 889 |
| 24 / 610 | 33 / 838 | 35 / 889 |
| 24 / 610 | 36 / 914 | 35 / 889 |
| 29 / 737 | 24 / 610 | 32 / 813 |
| 29 / 737 | 27 / 686 | 32 / 813 |
| 29 / 737 | 30 / 762 | 32 / 813 |
| 29 / 737 | 33 / 838 | 32 / 813 |
| 29 / 737 | 36 / 914 | 32 / 813 |
| 29 / 737 | 24 / 610 | 35 / 889 |
| 29 / 737 | 27 / 686 | 35 / 889 |
| 29 / 737 | 30 / 762 | 35 / 889 |
| 29 / 737 | 33 / 838 | 35 / 889 |
| 29 / 737 | 36 / 914 | 35 / 889 |

PRICING

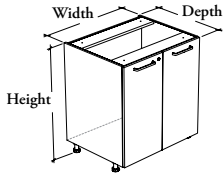
| LEFT (F) OR RIGHT (R) FIXED PANEL | | | |
|-----------------------------------|---------------------|------------------|-----------|
| DOOR & FIXED PANEL FRONT FINISH | | | |
| Source Laminate | Foundation Laminate | Grade 2 Laminate | Flintwood |
| 983 | 1107 | 1262 | 1249 |
| 1021 | 1160 | 1317 | 1303 |
| 1059 | 1214 | 1343 | 1329 |
| 1095 | 1265 | 1399 | 1385 |
| 1133 | 1318 | 1463 | 1448 |
| 1018 | 1155 | 1306 | 1293 |
| 1056 | 1210 | 1363 | 1349 |
| 1096 | 1267 | 1389 | 1375 |
| 1133 | 1321 | 1450 | 1435 |
| 1173 | 1378 | 1519 | 1503 |
| 1020 | 1144 | 1299 | 1286 |
| 1060 | 1199 | 1356 | 1342 |
| 1100 | 1255 | 1384 | 1370 |
| 1138 | 1308 | 1443 | 1428 |
| 1177 | 1362 | 1507 | 1492 |
| 1066 | 1203 | 1355 | 1341 |
| 1107 | 1261 | 1414 | 1400 |
| 1149 | 1320 | 1443 | 1428 |
| 1188 | 1376 | 1505 | 1490 |
| 1230 | 1435 | 1576 | 1560 |

base cabinets

Xpress

CEBKRS

Base Cabinet for Sink – Doors



WHAT'S INCLUDED

1 base cabinet, adjustable feet, clips for toe kick – front, pulls (as specified), locks and keys (as specified) and mounting hardware.

WHAT'S EXCLUDED

Countertop (CEWCT), Toe Kick – Front (CEATF) and Toe Kick – Side (CEATS).

NOTES

When planning for people with reduced mobility, Base Cabinets for Sink (CEBKRS and CEBKRO) should be specified instead of this product.

Sink Cut-Out must be done by installer.

No shelf included.

When Flintwood Front Finish is specified, only Not Applicable (NA) Edge Trim Finish is available.

When Stainless (8) or Drilled On-Site – No Pull (Z) Pull Style is specified, Pull Finish is **not** available.

Additional Shelves for Cabinet (CEACS) **cannot** be specified with this product.

Xpress See *Xpress Program* and/or specification software for finishes availability.

PRODUCT OPTIONS

| Depth | Width | Height | Hinge Style | Front Finish |
|--------|------------------------|--------|--|--|
| 24, 29 | 24, 27, 30, 33, 36, 42 | 32, 35 | F Full Extension – Soft Close S Standard – Soft Close | Source Laminate Foundation Laminate Grade 2 Laminate Flintwood (No Cathedral) |

SAMPLE ORDER CODE

| | | | | |
|-----------------|-----------|-----------|----------|-----------|
| CEBKS 24 | 30 | 35 | S | 3G |
|-----------------|-----------|-----------|----------|-----------|

PRODUCT OPTIONS CONTINUED

| Edge Trim Finish | Case Finish | Pull Style | | Pull Finish (If Applicable) | Key Style |
|--|-----------------|---|--|------------------------------|---|
| Edge Trim Colors NA Not Applicable | Source Laminate | 1 Standard Expansion 8 Stainless (ADA) 9 Rectangular E Edge – Standard | F Edge – Small M Modern Straight (ADA) S Slim (Shown) Z Drilled On-Site – No Pull | Foundation Accent Mica | K Keyed Alike R Keyed Randomly N No Lock |

SAMPLE ORDER CODE CONTINUED

| | | | | |
|-----------|-----------|----------|-----------|----------|
| 4G | 3G | S | 52 | N |
|-----------|-----------|----------|-----------|----------|

See Pricing on the following page.

CEBKS

Base Cabinet for Sink – Doors (Continued)

DIMENSIONS
INCHES / MM

| D | W | H |
|----------|-----------|----------|
| 24 / 610 | 24 / 610 | 32 / 813 |
| 24 / 610 | 27 / 686 | 32 / 813 |
| 24 / 610 | 30 / 762 | 32 / 813 |
| 24 / 610 | 33 / 838 | 32 / 813 |
| 24 / 610 | 36 / 914 | 32 / 813 |
| 24 / 610 | 42 / 1067 | 32 / 813 |
| | | |
| 24 / 610 | 24 / 610 | 35 / 889 |
| 24 / 610 | 27 / 686 | 35 / 889 |
| 24 / 610 | 30 / 762 | 35 / 889 |
| 24 / 610 | 33 / 838 | 35 / 889 |
| 24 / 610 | 36 / 914 | 35 / 889 |
| 24 / 610 | 42 / 1067 | 35 / 889 |
| | | |
| 29 / 737 | 24 / 610 | 32 / 813 |
| 29 / 737 | 27 / 686 | 32 / 813 |
| 29 / 737 | 30 / 762 | 32 / 813 |
| 29 / 737 | 33 / 838 | 32 / 813 |
| 29 / 737 | 36 / 914 | 32 / 813 |
| 29 / 737 | 42 / 1067 | 32 / 813 |
| | | |
| 29 / 737 | 24 / 610 | 35 / 889 |
| 29 / 737 | 27 / 686 | 35 / 889 |
| 29 / 737 | 30 / 762 | 35 / 889 |
| 29 / 737 | 33 / 838 | 35 / 889 |
| 29 / 737 | 36 / 914 | 35 / 889 |
| 29 / 737 | 42 / 1067 | 35 / 889 |

PRICING

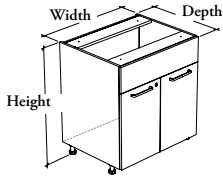
| STANDARD – SOFT CLOSE HINGE (S) | | | | FULL EXTENSION – SOFT CLOSE HINGE (F) | | | |
|---------------------------------|---------------------|------------------|-----------|---------------------------------------|---------------------|------------------|-----------|
| FRONT FINISH | | | | | | | |
| Source Laminate | Foundation Laminate | Grade 2 Laminate | Flintwood | Source Laminate | Foundation Laminate | Grade 2 Laminate | Flintwood |
| 920 | 1044 | 1198 | 1186 | 992 | 1116 | 1270 | 1258 |
| 965 | 1104 | 1260 | 1247 | 1037 | 1176 | 1332 | 1319 |
| 1010 | 1165 | 1293 | 1280 | 1082 | 1237 | 1365 | 1352 |
| 1054 | 1224 | 1358 | 1344 | 1126 | 1296 | 1430 | 1416 |
| 1099 | 1284 | 1429 | 1414 | 1171 | 1356 | 1501 | 1486 |
| 1189 | 1405 | 1567 | 1551 | 1261 | 1477 | 1639 | 1623 |
| | | | | | | | |
| 955 | 1092 | 1243 | 1230 | 1027 | 1164 | 1315 | 1302 |
| 1000 | 1154 | 1306 | 1293 | 1072 | 1226 | 1378 | 1365 |
| 1047 | 1218 | 1340 | 1326 | 1119 | 1290 | 1412 | 1398 |
| 1092 | 1280 | 1408 | 1394 | 1164 | 1352 | 1480 | 1466 |
| 1139 | 1344 | 1484 | 1469 | 1211 | 1416 | 1556 | 1541 |
| 1234 | 1473 | 1628 | 1611 | 1306 | 1545 | 1700 | 1683 |
| | | | | | | | |
| 957 | 1081 | 1236 | 1223 | 1029 | 1153 | 1308 | 1295 |
| 1006 | 1145 | 1301 | 1288 | 1078 | 1217 | 1373 | 1360 |
| 1055 | 1210 | 1339 | 1325 | 1127 | 1282 | 1411 | 1397 |
| 1103 | 1273 | 1407 | 1393 | 1175 | 1345 | 1479 | 1465 |
| 1151 | 1336 | 1481 | 1466 | 1223 | 1408 | 1553 | 1538 |
| 1248 | 1464 | 1627 | 1610 | 1320 | 1536 | 1699 | 1682 |
| | | | | | | | |
| 1003 | 1140 | 1291 | 1278 | 1075 | 1212 | 1363 | 1350 |
| 1052 | 1206 | 1359 | 1345 | 1124 | 1278 | 1431 | 1417 |
| 1102 | 1273 | 1395 | 1381 | 1174 | 1345 | 1467 | 1453 |
| 1151 | 1339 | 1468 | 1453 | 1223 | 1411 | 1540 | 1525 |
| 1201 | 1406 | 1547 | 1531 | 1273 | 1478 | 1619 | 1603 |
| 1303 | 1542 | 1697 | 1680 | 1375 | 1614 | 1769 | 1752 |

base cabinets

Xpress

CEBKFS

Base Cabinet for Sink – Doors and False Front



WHAT'S INCLUDED

1 base cabinet, adjustable feet, clips for toe kick – front, pulls (as specified), locks and keys (as specified) and mounting hardware.

WHAT'S EXCLUDED

Countertop (CEWCT), Toe Kick – Front (CEATF) and Toe Kick – Side (CEATS).

NOTES

When planning for people with reduced mobility, Base Cabinets for Sink (CEBKRS and CEBKRO) should be specified instead of this product.

Sink Cut-Out must be done by installer.

No shelf included.

When Flintwood Front Finish is specified, only Not Applicable (NA) Edge Trim Finish is available.

When Stainless (8) or Drilled On-Site – No Pull (Z) Pull Style is specified, Pull Finish is **not** available.

Additional Shelves for Cabinet (CEACS) **cannot** be specified with this product.

Xpress See *Xpress Program* and/or specification software for finishes availability.

PRODUCT OPTIONS

| Depth | Width | Height | Hinge Style | Front Finish |
|--------|------------------------|--------|--|--|
| 24, 29 | 24, 27, 30, 33, 36, 42 | 32, 35 | F Full Extension – Soft Close S Standard – Soft Close | Source Laminate Foundation Laminate Grade 2 Laminate Flintwood (No Cathedral) |

SAMPLE ORDER CODE

| | | | | |
|------------------|-----------|-----------|----------|-----------|
| CEBKFS 24 | 30 | 35 | F | 3G |
|------------------|-----------|-----------|----------|-----------|

PRODUCT OPTIONS CONTINUED

| Edge Trim Finish | Case Finish | Pull Style | | Pull Finish (If Applicable) | Key Style |
|--|-----------------|---|--|------------------------------|---|
| Edge Trim Colors NA Not Applicable | Source Laminate | 1 Standard Expansion 8 Stainless (ADA) 9 Rectangular E Edge – Standard | F Edge – Small M Modern Straight (ADA) S Slim (Shown) Z Drilled On-Site – No Pull | Foundation Accent Mica | K Keyed Alike R Keyed Randomly N No Lock |

SAMPLE ORDER CODE CONTINUED

| | | | | |
|-----------|-----------|----------|-----------|----------|
| 4G | 3G | S | 52 | N |
|-----------|-----------|----------|-----------|----------|

See Pricing on the following page.

C E B K F S
Base Cabinet for Sink – Doors and
False Front (Continued)

DIMENSIONS
INCHES / MM

| D | W | H |
|----------|-----------|----------|
| 24 / 610 | 24 / 610 | 32 / 813 |
| 24 / 610 | 27 / 686 | 32 / 813 |
| 24 / 610 | 30 / 762 | 32 / 813 |
| 24 / 610 | 33 / 838 | 32 / 813 |
| 24 / 610 | 36 / 914 | 32 / 813 |
| 24 / 610 | 42 / 1067 | 32 / 813 |
| | | |
| 24 / 610 | 24 / 610 | 35 / 889 |
| 24 / 610 | 27 / 686 | 35 / 889 |
| 24 / 610 | 30 / 762 | 35 / 889 |
| 24 / 610 | 33 / 838 | 35 / 889 |
| 24 / 610 | 36 / 914 | 35 / 889 |
| 24 / 610 | 42 / 1067 | 35 / 889 |
| | | |
| 29 / 737 | 24 / 610 | 32 / 813 |
| 29 / 737 | 27 / 686 | 32 / 813 |
| 29 / 737 | 30 / 762 | 32 / 813 |
| 29 / 737 | 33 / 838 | 32 / 813 |
| 29 / 737 | 36 / 914 | 32 / 813 |
| 29 / 737 | 42 / 1067 | 32 / 813 |
| | | |
| 29 / 737 | 24 / 610 | 35 / 889 |
| 29 / 737 | 27 / 686 | 35 / 889 |
| 29 / 737 | 30 / 762 | 35 / 889 |
| 29 / 737 | 33 / 838 | 35 / 889 |
| 29 / 737 | 36 / 914 | 35 / 889 |
| 29 / 737 | 42 / 1067 | 35 / 889 |

PRICING

| STANDARD – SOFT CLOSE HINGE (S) | | | | FULL EXTENSION – SOFT CLOSE HINGE (F) | | | |
|---------------------------------|---------------------|------------------|-----------|---------------------------------------|---------------------|------------------|-----------|
| FRONT FINISH | | | | | | | |
| Source Laminate | Foundation Laminate | Grade 2 Laminate | Flintwood | Source Laminate | Foundation Laminate | Grade 2 Laminate | Flintwood |
| 981 | 1105 | 1232 | 1568 | 1053 | 1177 | 1304 | 1640 |
| 1031 | 1170 | 1314 | 1630 | 1103 | 1242 | 1386 | 1702 |
| 1079 | 1234 | 1393 | 1691 | 1151 | 1306 | 1465 | 1763 |
| 1129 | 1299 | 1474 | 1754 | 1201 | 1371 | 1546 | 1826 |
| 1177 | 1362 | 1554 | 1816 | 1249 | 1434 | 1626 | 1888 |
| 1276 | 1492 | 1715 | 1940 | 1348 | 1564 | 1787 | 2012 |
| | | | | | | | |
| 1013 | 1150 | 1291 | 1607 | 1085 | 1222 | 1363 | 1679 |
| 1068 | 1222 | 1381 | 1672 | 1140 | 1294 | 1453 | 1744 |
| 1122 | 1293 | 1470 | 1735 | 1194 | 1365 | 1542 | 1807 |
| 1177 | 1365 | 1559 | 1800 | 1249 | 1437 | 1631 | 1872 |
| 1230 | 1435 | 1647 | 1864 | 1302 | 1507 | 1719 | 1936 |
| 1339 | 1578 | 1825 | 1993 | 1411 | 1650 | 1897 | 2065 |
| | | | | | | | |
| 1019 | 1143 | 1270 | 1606 | 1091 | 1215 | 1342 | 1678 |
| 1072 | 1211 | 1355 | 1671 | 1144 | 1283 | 1427 | 1743 |
| 1124 | 1279 | 1438 | 1736 | 1196 | 1351 | 1510 | 1808 |
| 1177 | 1347 | 1522 | 1802 | 1249 | 1419 | 1594 | 1874 |
| 1229 | 1414 | 1606 | 1868 | 1301 | 1486 | 1678 | 1940 |
| 1336 | 1552 | 1775 | 2000 | 1408 | 1624 | 1847 | 2072 |
| | | | | | | | |
| 1062 | 1199 | 1340 | 1656 | 1134 | 1271 | 1412 | 1728 |
| 1120 | 1274 | 1433 | 1724 | 1192 | 1346 | 1505 | 1796 |
| 1178 | 1349 | 1526 | 1791 | 1250 | 1421 | 1598 | 1863 |
| 1236 | 1424 | 1618 | 1859 | 1308 | 1496 | 1690 | 1931 |
| 1292 | 1497 | 1709 | 1926 | 1364 | 1569 | 1781 | 1998 |
| 1408 | 1647 | 1894 | 2062 | 1480 | 1719 | 1966 | 2134 |

base cabinets

Xpress

CEBKRS

Base Cabinet for Sink – People with Reduced Mobility – Doors



WHAT'S INCLUDED

1 base cabinet with levelers, integrated metal toe kick, pulls (as specified) and mounting hardware.

WHAT'S EXCLUDED

Countertop (CEWCT).

NOTES

For people with reduced mobility, this cabinet allows a full front or a lateral approach. Sink Cut-Out must be done by installer.

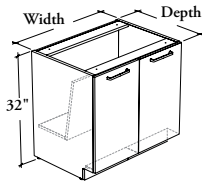
Toe Kick – Front (CEATF) and Toe Kick – Side (CEATS) are **not** required and **not** compatible with this product.

No shelf included.

When Flintwood Front Finish is specified, only Not Applicable (NA) Edge Trim Finish is available.

When Stainless (8) or Drilled On-Site – No Pull (Z) Pull Style is specified, Pull Finish is **not** available.

Xpress See *Xpress Program* and/or specification software for finishes availability.



PRODUCT OPTIONS

| Depth | Width | Height | Hinge Style | Front Finish |
|--------|--------|--------|--------------------------------------|---|
| 24, 29 | 36, 42 | 32 | F Full Extension – Soft Close | Source Laminate Foundation Laminate Grade 2 Laminate Flintwood (No Cathedral) |

SAMPLE ORDER CODE

| | | | | |
|------------------|-----------|-----------|----------|-----------|
| CEBKRS 24 | 36 | 32 | F | 3G |
|------------------|-----------|-----------|----------|-----------|

PRODUCT OPTIONS CONTINUED

| Edge Trim Finish | Case Finish | Toe Kick Finish | Pull Style | | Pull Finish (If Applicable) |
|--|-----------------|---|---|--|------------------------------|
| Edge Trim Colors NA Not Applicable | Source Laminate | Foundation Mica Coordinate Colors | 1 Standard Expansion 8 Stainless (ADA) 9 Rectangular E Edge – Standard | F Edge – Small M Modern Straight (ADA) S Slim (Shown) Z Drilled On-Site – No Pull | Foundation Accent Mica |

SAMPLE ORDER CODE CONTINUED

| | | | | |
|-----------|-----------|-----------|----------|-----------|
| 4G | 3G | 83 | S | 52 |
|-----------|-----------|-----------|----------|-----------|

DIMENSIONS INCHES / MM

| D | W | H |
|----------|-----------|----------|
| 24 / 610 | 36 / 914 | 32 / 813 |
| 24 / 610 | 42 / 1067 | 32 / 813 |
| 29 / 737 | 36 / 914 | 32 / 813 |
| 29 / 737 | 42 / 1067 | 32 / 813 |

PRICING

FRONT FINISH

| Source Laminate | Foundation Laminate | Grade 2 Laminate | Flintwood |
|-----------------|---------------------|------------------|-----------|
| 1430 | 1615 | 1768 | 1750 |
| 1499 | 1715 | 1889 | 1870 |
| 1486 | 1671 | 1825 | 1806 |
| 1566 | 1782 | 1957 | 1937 |

WHAT'S INCLUDED

1 base cabinet with levelers, 1 false front and mounting hardware.

WHAT'S EXCLUDED

Countertop (CEWCT).

NOTES

For people with reduced mobility, this cabinet allows a full front or a lateral approach.

Sink Cut-Out must be done by installer.

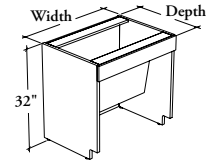
Toe Kick – Front (CEATF) and Toe Kick – Side (CEATS) are **not** required and **not** compatible with this product.

When Flintwood Front Finish is specified, only Not Applicable (NA) Edge Trim Finish is available.

Xpress See *Xpress Program* and/or specification software for finishes availability.



CEBKRO
Base Cabinet for Sink –
People with Reduced Mobility
– Open



PRODUCT OPTIONS

| Depth | Width | Height | Front Finish | Edge Trim Finish | Case Finish |
|--------|------------|--------|---|---------------------------------------|-----------------|
| 24, 29 | 33, 36, 42 | 32 | Source Laminate Foundation Laminate Grade 2 Laminate Flintwood (No Cathedral) | Edge Trim Colors NA Not Applicable | Source Laminate |

SAMPLE ORDER CODE

| | | | | | |
|------------------|-----------|-----------|-----------|-----------|-----------|
| CEBKRO 24 | 36 | 32 | 3G | 4G | 3G |
|------------------|-----------|-----------|-----------|-----------|-----------|

DIMENSIONS
INCHES / MM

| D | W | H |
|----------|-----------|----------|
| 24 / 610 | 33 / 838 | 32 / 813 |
| 24 / 610 | 36 / 914 | 32 / 813 |
| 24 / 610 | 42 / 1067 | 32 / 813 |
| 29 / 737 | 33 / 838 | 32 / 813 |
| 29 / 737 | 36 / 914 | 32 / 813 |
| 29 / 737 | 42 / 1067 | 32 / 813 |

PRICING

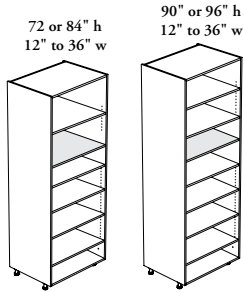
| FRONT FINISH | | | | |
|-----------------|---------------------|------------------|-----------|--|
| Source Laminate | Foundation Laminate | Grade 2 Laminate | Flintwood | |
| 1058 | 1107 | 1157 | 1248 | |
| 1086 | 1139 | 1194 | 1277 | |
| 1141 | 1203 | 1267 | 1336 | |
| 1109 | 1158 | 1208 | 1299 | |
| 1142 | 1195 | 1250 | 1333 | |
| 1208 | 1270 | 1334 | 1403 | |

storage cabinets

storage cabinets product map

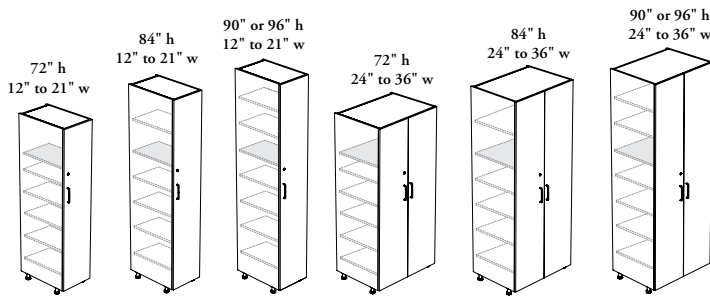
CETO Tall Cabinet – Open

Page 224



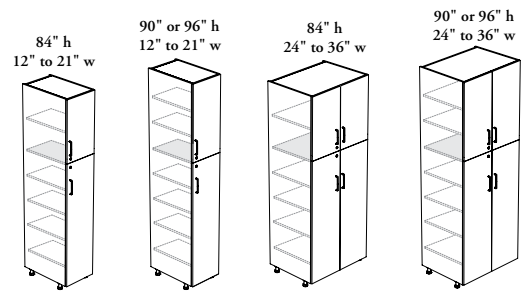
CETS Tall Cabinet – Door(s)

Page 226



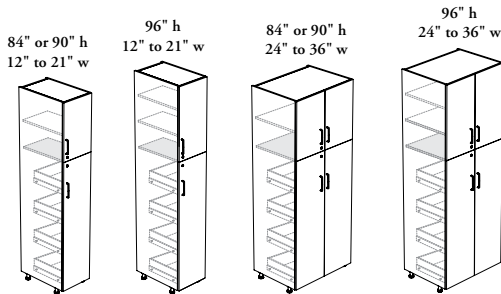
CETT Two-High Tall Cabinet – Doors

Page 232



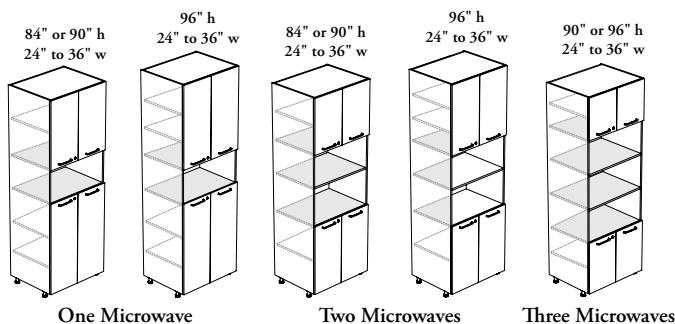
CETD Two-High Tall Cabinet – Doors with Interior Drawers

Page 236



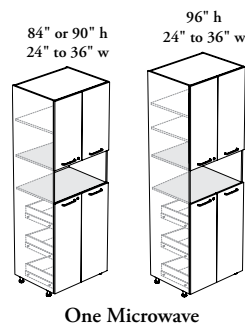
CEMS Tall Cabinet – Microwave Section(s) and Doors

Page 240



CEMD Tall Cabinet – Microwave Section and Doors with Interior Drawers

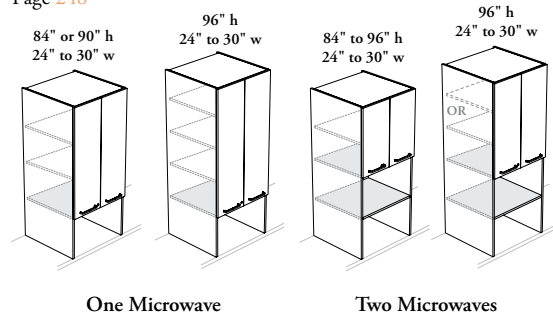
Page 246



storage cabinets product map

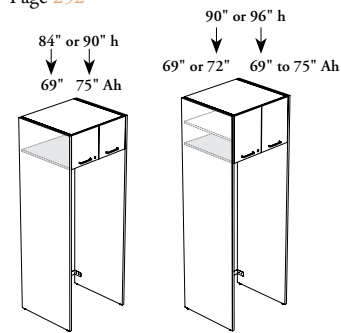
CECM Countertop Cabinet – Microwave Section(s) and Doors

Page 248



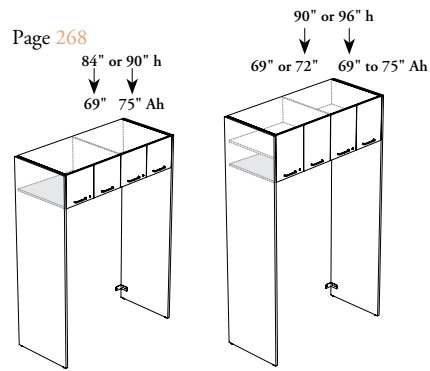
CEKO Cabinet Kit for One Appliance – Doors

Page 252



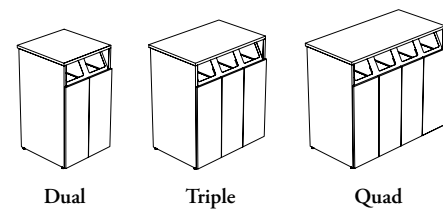
CEKT Cabinet Kit for Two Appliances – Doors

Page 268



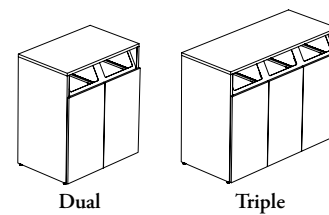
CESRUS Recycling/Disposal Unit – Standard Bins

Page 290



CESRUX Recycling/Disposal Unit – XL Bins

Page 292

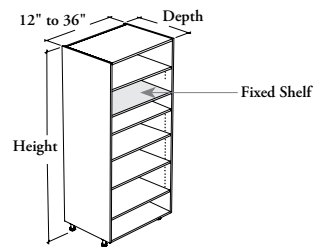


storage cabinets

Xpress

CETO

Tall Cabinet – Open



WHAT'S INCLUDED

1 tall cabinet, adjustable feet, clips for toe kick – front, mounting hardware, 1 fixed shelf and adjustable shelves as listed below:

| | | |
|--------------------|--------------|--------------|
| Adjustable Shelves | 72" to 84" h | 90" to 96" h |
| | 5 | 6 |

WHAT'S EXCLUDED

Toe Kick – Front (CEATF) and Toe Kick – Side (CEATS).

NOTES

Holes at 1 1/4" intervals allow for shelf adjustment.

Additional Shelves for Cabinet (CEACS) are available and must be specified separately.

Xpress See *Xpress Program* and/or specification software for finishes availability.

PRODUCT OPTIONS

| Depth | Width | Height | Case Finish |
|-------|------------------------------------|----------------|---|
| 24 | 12, 15, 18, 21, 24, 27, 30, 33, 36 | 72, 84, 90, 96 | Source Laminate Flintwood (No Cathedral) |

SAMPLE ORDER CODE

| | | | |
|----------------|-----------|-----------|-----------|
| CETO 24 | 24 | 84 | 3F |
|----------------|-----------|-----------|-----------|

DIMENSIONS INCHES / MM

| D | W | H |
|----------|----------|-----------|
| 24 / 610 | 12 / 305 | 72 / 1829 |
| 24 / 610 | 15 / 381 | 72 / 1829 |
| 24 / 610 | 18 / 457 | 72 / 1829 |
| 24 / 610 | 21 / 533 | 72 / 1829 |
| 24 / 610 | 24 / 610 | 72 / 1829 |
| 24 / 610 | 27 / 686 | 72 / 1829 |
| 24 / 610 | 30 / 762 | 72 / 1829 |
| 24 / 610 | 33 / 838 | 72 / 1829 |
| 24 / 610 | 36 / 914 | 72 / 1829 |
| 24 / 610 | 12 / 305 | 84 / 2134 |
| 24 / 610 | 15 / 381 | 84 / 2134 |
| 24 / 610 | 18 / 457 | 84 / 2134 |
| 24 / 610 | 21 / 533 | 84 / 2134 |
| 24 / 610 | 24 / 610 | 84 / 2134 |
| 24 / 610 | 27 / 686 | 84 / 2134 |
| 24 / 610 | 30 / 762 | 84 / 2134 |
| 24 / 610 | 33 / 838 | 84 / 2134 |
| 24 / 610 | 36 / 914 | 84 / 2134 |

PRICING

| CASE FINISH | |
|-----------------|-----------|
| Source Laminate | Flintwood |
| 1178 | 3812 |
| 1263 | 4015 |
| 1349 | 4218 |
| 1435 | 4421 |
| 1523 | 4629 |
| 1607 | 4837 |
| 1687 | 5045 |
| 1770 | 5253 |
| 1854 | 5456 |
| 1258 | 4011 |
| 1343 | 4221 |
| 1429 | 4431 |
| 1515 | 4641 |
| 1603 | 4858 |
| 1687 | 5074 |
| 1767 | 5291 |
| 1850 | 5508 |
| 1934 | 5720 |

Pricing is continued on the following page.

C E B O
Base Cabinet – Open (Continued)

DIMENSIONS
INCHES / MM

| D | W | H |
|----------|----------|-----------|
| 24 / 610 | 12 / 305 | 90 / 2286 |
| 24 / 610 | 15 / 381 | 90 / 2286 |
| 24 / 610 | 18 / 457 | 90 / 2286 |
| 24 / 610 | 21 / 533 | 90 / 2286 |
| 24 / 610 | 24 / 610 | 90 / 2286 |
| 24 / 610 | 27 / 686 | 90 / 2286 |
| 24 / 610 | 30 / 762 | 90 / 2286 |
| 24 / 610 | 33 / 838 | 90 / 2286 |
| 24 / 610 | 36 / 914 | 90 / 2286 |
| | | |
| 24 / 610 | 12 / 305 | 96 / 2438 |
| 24 / 610 | 15 / 381 | 96 / 2438 |
| 24 / 610 | 18 / 457 | 96 / 2438 |
| 24 / 610 | 21 / 533 | 96 / 2438 |
| 24 / 610 | 24 / 610 | 96 / 2438 |
| 24 / 610 | 27 / 686 | 96 / 2438 |
| 24 / 610 | 30 / 762 | 96 / 2438 |
| 24 / 610 | 33 / 838 | 96 / 2438 |
| 24 / 610 | 36 / 914 | 96 / 2438 |

PRICING

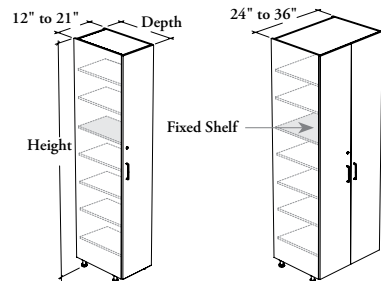
| CASE FINISH | |
|-----------------|-----------|
| Source Laminate | Flintwood |
| 1337 | 4270 |
| 1429 | 4502 |
| 1522 | 4733 |
| 1615 | 4965 |
| 1710 | 5202 |
| 1801 | 5442 |
| 1887 | 5683 |
| 1977 | 5923 |
| 2068 | 6157 |
| | |
| 1377 | 4369 |
| 1472 | 4605 |
| 1568 | 4840 |
| 1664 | 5076 |
| 1762 | 5316 |
| 1859 | 5560 |
| 1950 | 5806 |
| 2046 | 6050 |
| 2143 | 6290 |

storage cabinets

Xpress

C E T S

Tall Cabinet – Door(s)



WHAT'S INCLUDED

1 tall cabinet, adjustable feet, clips for toe kick – front, pull(s) (as specified), locks and keys (as specified), mounting hardware, 1 fixed shelf, and adjustable shelves as listed below:

| | | |
|--------------------|--------------|-------------------------|
| | 72" to 84" h | 90" to 96" h (Shown) |
| Adjustable Shelves | 5 | 6 |

WHAT'S EXCLUDED

Toe Kick – Front (CEATF) and Toe Kick – Side (CEATS).

NOTES

When Flintwood Front Finish is specified, only Not Applicable (NA) Edge Trim Finish is available.

When Stainless (8) or Drilled On-Site – No Pull (Z) Pull Style is specified, Pull Finish is **not** available.

Shelves are 24" deep for all cabinet depths.

Holes at 1 1/4" intervals allow for shelf adjustment.

Additional Shelves for Cabinet (CEACS) are available and must be specified separately.

Xpress See *Xpress Program* and/or specification software for finishes availability.

PRODUCT OPTIONS

| Depth | Width | Height | Door Swing Direction | Hinge Style | Front Finish |
|--------|------------------------------------|----------------|--|--|--|
| 24, 29 | 12, 15, 18, 21, 24, 27, 30, 33, 36 | 72, 84, 90, 96 | L Door Swing – Left R Door Swing – Right (Shown) N Not Applicable | S Standard – Soft Close F Full Extension – Soft Close | Source Laminate Foundation Laminate Grade 2 Laminate Flintwood (No Cathedral) |

SAMPLE ORDER CODE

| | | | | | |
|----------------|-----------|-----------|----------|----------|-----------|
| CETS 24 | 24 | 72 | N | F | 3F |
|----------------|-----------|-----------|----------|----------|-----------|

PRODUCT OPTIONS CONTINUED

| Edge Trim Finish | Case Finish | Pull Style | | Pull Finish (If Applicable) | Key Style |
|--|---|---|---|------------------------------|---|
| Edge Trim Colors NA Not Applicable | Source Laminate Flintwood (No Cathedral) | 1 Standard Expansion 8 Stainless (ADA) 9 Rectangular | M Modern Straight (ADA) S Slim (Shown) Z Drilled On-Site – No Pull | Foundation Accent Mica | K Keyed Alike R Keyed Randomly N No Lock |

SAMPLE ORDER CODE CONTINUED

| | | | |
|-----------|-----------|----------|----------|
| 4F | 3F | Z | R |
|-----------|-----------|----------|----------|

See Pricing on the following page.

CETS

Tall Cabinet – Door(s) (Continued)

DIMENSIONS
INCHES / MM

PRICING

| DIMENSIONS | | | PRICING | | | | | | | |
|------------|----------|-----------|----------------------------------|-----------------|---------------------------|-----------|------------------------|-----------|-----------------|--|
| | | | LEFT (L) OR RIGHT (R) DOOR SWING | | | | | | | |
| | | | STANDARD – SOFT CLOSE HINGE (S) | | | | | | | |
| | | | SOURCE LAMINATE FRONT | | FOUNDATION LAMINATE FRONT | | GRADE 2 LAMINATE FRONT | | FLINTWOOD FRONT | |
| | | | CASE FINISH | | | | | | | |
| D | W | H | Source Laminate | Source Laminate | Source Laminate | Flintwood | Source Laminate | Flintwood | | |
| 24 / 610 | 12 / 305 | 72 / 1829 | 1370 | 1529 | 1693 | 4327 | 1553 | 4187 | | |
| 24 / 610 | 15 / 381 | 72 / 1829 | 1472 | 1671 | 1876 | 4628 | 1694 | 4446 | | |
| 24 / 610 | 18 / 457 | 72 / 1829 | 1574 | 1812 | 2058 | 4927 | 1836 | 4705 | | |
| 24 / 610 | 21 / 533 | 72 / 1829 | 1677 | 1955 | 2242 | 5228 | 1978 | 4964 | | |
| 24 / 610 | 12 / 305 | 84 / 2134 | 1456 | 1641 | 1833 | 4586 | 1681 | 4434 | | |
| 24 / 610 | 15 / 381 | 84 / 2134 | 1557 | 1789 | 2028 | 4906 | 1832 | 4710 | | |
| 24 / 610 | 18 / 457 | 84 / 2134 | 1660 | 1938 | 2225 | 5227 | 1984 | 4986 | | |
| 24 / 610 | 21 / 533 | 84 / 2134 | 1762 | 2086 | 2421 | 5547 | 2135 | 5261 | | |
| 24 / 610 | 12 / 305 | 90 / 2286 | 1538 | 1737 | 1942 | 4875 | 1784 | 4717 | | |
| 24 / 610 | 15 / 381 | 90 / 2286 | 1646 | 1894 | 2150 | 5223 | 1947 | 5020 | | |
| 24 / 610 | 18 / 457 | 90 / 2286 | 1755 | 2053 | 2360 | 5571 | 2111 | 5322 | | |
| 24 / 610 | 21 / 533 | 90 / 2286 | 1865 | 2212 | 2571 | 5921 | 2274 | 5624 | | |
| 24 / 610 | 12 / 305 | 96 / 2438 | 1580 | 1792 | 2010 | 5002 | 1849 | 4841 | | |
| 24 / 610 | 15 / 381 | 96 / 2438 | 1703 | 1968 | 2241 | 5374 | 2019 | 5152 | | |
| 24 / 610 | 18 / 457 | 96 / 2438 | 1827 | 2144 | 2472 | 5744 | 2190 | 5462 | | |
| 24 / 610 | 21 / 533 | 96 / 2438 | 1951 | 2321 | 2704 | 6116 | 2362 | 5774 | | |
| 29 / 737 | 12 / 305 | 72 / 1829 | 1513 | 1672 | 1836 | 4976 | 1696 | 4836 | | |
| 29 / 737 | 15 / 381 | 72 / 1829 | 1628 | 1827 | 2032 | 5343 | 1850 | 5161 | | |
| 29 / 737 | 18 / 457 | 72 / 1829 | 1741 | 1979 | 2225 | 5706 | 2003 | 5484 | | |
| 29 / 737 | 21 / 533 | 72 / 1829 | 1857 | 2135 | 2422 | 6074 | 2158 | 5810 | | |
| 29 / 737 | 12 / 305 | 84 / 2134 | 1603 | 1788 | 1980 | 5287 | 1828 | 5135 | | |
| 29 / 737 | 15 / 381 | 84 / 2134 | 1717 | 1949 | 2188 | 5683 | 1992 | 5487 | | |
| 29 / 737 | 18 / 457 | 84 / 2134 | 1831 | 2109 | 2396 | 6080 | 2155 | 5839 | | |
| 29 / 737 | 21 / 533 | 84 / 2134 | 1946 | 2270 | 2605 | 6477 | 2319 | 6191 | | |
| 29 / 737 | 12 / 305 | 90 / 2286 | 1686 | 1885 | 2090 | 5603 | 1932 | 5445 | | |
| 29 / 737 | 15 / 381 | 90 / 2286 | 1807 | 2055 | 2311 | 6031 | 2108 | 5828 | | |
| 29 / 737 | 18 / 457 | 90 / 2286 | 1928 | 2226 | 2533 | 6462 | 2284 | 6213 | | |
| 29 / 737 | 21 / 533 | 90 / 2286 | 2051 | 2398 | 2757 | 6893 | 2460 | 6596 | | |
| 29 / 737 | 12 / 305 | 96 / 2438 | 1730 | 1942 | 2160 | 5756 | 1999 | 5595 | | |
| 29 / 737 | 15 / 381 | 96 / 2438 | 1884 | 2149 | 2422 | 6214 | 2200 | 5992 | | |
| 29 / 737 | 18 / 457 | 96 / 2438 | 2036 | 2353 | 2681 | 6670 | 2399 | 6388 | | |
| 29 / 737 | 21 / 533 | 96 / 2438 | 2191 | 2561 | 2944 | 7128 | 2602 | 6786 | | |

Pricing is continued on the following page.

storage cabinets

Xpress

C E T S

Tall Cabinet – Door(s) (Continued)

DIMENSIONS
INCHES / MM

PRICING

| DIMENSIONS | | | PRICING | | | | | |
|-------------|----------|-----------|---------------------------------|---------------------------|------------------------|-----------------|-----------|------|
| | | | NOT APPLICABLE DOOR SWING (N) | | | | | |
| | | | STANDARD – SOFT CLOSE HINGE (S) | | | | | |
| | | | SOURCE LAMINATE FRONT | FOUNDATION LAMINATE FRONT | GRADE 2 LAMINATE FRONT | FLINTWOOD FRONT | | |
| CASE FINISH | | | | | | | | |
| D | W | H | Source Laminate | Source Laminate | Source Laminate | Flintwood | | |
| | | | | | | Source Laminate | Flintwood | |
| 24 / 610 | 24 / 610 | 72 / 1829 | 1866 | 2183 | 2511 | 5617 | 2273 | 5379 |
| 24 / 610 | 27 / 686 | 72 / 1829 | 1969 | 2326 | 2695 | 5925 | 2416 | 5646 |
| 24 / 610 | 30 / 762 | 72 / 1829 | 2068 | 2465 | 2875 | 6233 | 2556 | 5914 |
| 24 / 610 | 33 / 838 | 72 / 1829 | 2170 | 2606 | 3057 | 6540 | 2699 | 6182 |
| 24 / 610 | 36 / 914 | 72 / 1829 | 2273 | 2749 | 3241 | 6843 | 2843 | 6445 |
| 24 / 610 | 24 / 610 | 84 / 2134 | 1952 | 2322 | 2705 | 5960 | 2449 | 5704 |
| 24 / 610 | 27 / 686 | 84 / 2134 | 2055 | 2472 | 2902 | 6289 | 2599 | 5986 |
| 24 / 610 | 30 / 762 | 84 / 2134 | 2154 | 2617 | 3095 | 6619 | 2746 | 6270 |
| 24 / 610 | 33 / 838 | 84 / 2134 | 2256 | 2765 | 3291 | 6949 | 2895 | 6553 |
| 24 / 610 | 36 / 914 | 84 / 2134 | 2359 | 2914 | 3488 | 7274 | 3045 | 6831 |
| 24 / 610 | 24 / 610 | 90 / 2286 | 2061 | 2458 | 2868 | 6360 | 2604 | 6096 |
| 24 / 610 | 27 / 686 | 90 / 2286 | 2171 | 2617 | 3078 | 6719 | 2765 | 6406 |
| 24 / 610 | 30 / 762 | 90 / 2286 | 2276 | 2772 | 3284 | 7080 | 2921 | 6717 |
| 24 / 610 | 33 / 838 | 90 / 2286 | 2385 | 2930 | 3494 | 7440 | 3080 | 7026 |
| 24 / 610 | 36 / 914 | 90 / 2286 | 2495 | 3090 | 3705 | 7794 | 3241 | 7330 |
| 24 / 610 | 24 / 610 | 96 / 2438 | 2159 | 2582 | 3019 | 6573 | 2705 | 6259 |
| 24 / 610 | 27 / 686 | 96 / 2438 | 2280 | 2756 | 3248 | 6949 | 2875 | 6576 |
| 24 / 610 | 30 / 762 | 96 / 2438 | 2395 | 2924 | 3470 | 7326 | 3038 | 6894 |
| 24 / 610 | 33 / 838 | 96 / 2438 | 2515 | 3097 | 3698 | 7702 | 3207 | 7211 |
| 24 / 610 | 36 / 914 | 96 / 2438 | 2636 | 3270 | 3926 | 8073 | 3377 | 7524 |
| 29 / 737 | 24 / 610 | 72 / 1829 | 2084 | 2401 | 2729 | 6557 | 2491 | 6319 |
| 29 / 737 | 27 / 686 | 72 / 1829 | 2220 | 2577 | 2946 | 6944 | 2667 | 6665 |
| 29 / 737 | 30 / 762 | 72 / 1829 | 2348 | 2745 | 3155 | 7330 | 2836 | 7011 |
| 29 / 737 | 33 / 838 | 72 / 1829 | 2483 | 2919 | 3370 | 7715 | 3012 | 7357 |
| 29 / 737 | 36 / 914 | 72 / 1829 | 2619 | 3095 | 3587 | 8096 | 3189 | 7698 |
| 29 / 737 | 24 / 610 | 84 / 2134 | 2174 | 2544 | 2927 | 6991 | 2671 | 6735 |
| 29 / 737 | 27 / 686 | 84 / 2134 | 2309 | 2726 | 3156 | 7411 | 2853 | 7108 |
| 29 / 737 | 30 / 762 | 84 / 2134 | 2438 | 2901 | 3379 | 7828 | 3030 | 7479 |
| 29 / 737 | 33 / 838 | 84 / 2134 | 2573 | 3082 | 3608 | 8248 | 3212 | 7852 |
| 29 / 737 | 36 / 914 | 84 / 2134 | 2708 | 3263 | 3837 | 8662 | 3394 | 8219 |
| 29 / 737 | 24 / 610 | 90 / 2286 | 2284 | 2681 | 3091 | 7438 | 2827 | 7174 |
| 29 / 737 | 27 / 686 | 90 / 2286 | 2427 | 2873 | 3334 | 7892 | 3021 | 7579 |
| 29 / 737 | 30 / 762 | 90 / 2286 | 2562 | 3058 | 3570 | 8346 | 3207 | 7983 |
| 29 / 737 | 33 / 838 | 90 / 2286 | 2704 | 3249 | 3813 | 8801 | 3399 | 8387 |
| 29 / 737 | 36 / 914 | 90 / 2286 | 2846 | 3441 | 4056 | 9249 | 3592 | 8785 |
| 29 / 737 | 24 / 610 | 96 / 2438 | 2416 | 2839 | 3276 | 7697 | 2962 | 7383 |
| 29 / 737 | 27 / 686 | 96 / 2438 | 2580 | 3056 | 3548 | 8174 | 3175 | 7801 |
| 29 / 737 | 30 / 762 | 96 / 2438 | 2736 | 3265 | 3811 | 8648 | 3379 | 8216 |
| 29 / 737 | 33 / 838 | 96 / 2438 | 2898 | 3480 | 4081 | 9125 | 3590 | 8634 |
| 29 / 737 | 36 / 914 | 96 / 2438 | 3061 | 3695 | 4351 | 9593 | 3802 | 9044 |

Pricing is continued on the following page.

Tall Cabinet – Door(s) (Continued)

DIMENSIONS
INCHES / MM

PRICING

| DIMENSIONS | | | PRICING | | | | | | | |
|------------|----------|-----------|---------------------------------------|-----------------|---------------------------|-----------|------------------------|-----------|-----------------|--|
| | | | LEFT (L) OR RIGHT (R) DOOR SWING | | | | | | | |
| | | | FULL EXTENSION – SOFT CLOSE HINGE (F) | | | | | | | |
| | | | SOURCE LAMINATE FRONT | | FOUNDATION LAMINATE FRONT | | GRADE 2 LAMINATE FRONT | | FLINTWOOD FRONT | |
| | | | CASE FINISH | | | | | | | |
| D | W | H | Source Laminate | Source Laminate | Source Laminate | Flintwood | Source Laminate | Flintwood | | |
| 24 / 610 | 12 / 305 | 72 / 1829 | 1424 | 1583 | 1747 | 4381 | 1607 | 4241 | | |
| 24 / 610 | 15 / 381 | 72 / 1829 | 1526 | 1725 | 1930 | 4682 | 1748 | 4500 | | |
| 24 / 610 | 18 / 457 | 72 / 1829 | 1628 | 1866 | 2112 | 4981 | 1890 | 4759 | | |
| 24 / 610 | 21 / 533 | 72 / 1829 | 1731 | 2009 | 2296 | 5282 | 2032 | 5018 | | |
| 24 / 610 | 12 / 305 | 84 / 2134 | 1510 | 1695 | 1887 | 4640 | 1735 | 4488 | | |
| 24 / 610 | 15 / 381 | 84 / 2134 | 1611 | 1843 | 2082 | 4960 | 1886 | 4764 | | |
| 24 / 610 | 18 / 457 | 84 / 2134 | 1714 | 1992 | 2279 | 5281 | 2038 | 5040 | | |
| 24 / 610 | 21 / 533 | 84 / 2134 | 1816 | 2140 | 2475 | 5601 | 2189 | 5315 | | |
| 24 / 610 | 12 / 305 | 90 / 2286 | 1592 | 1791 | 1996 | 4929 | 1838 | 4771 | | |
| 24 / 610 | 15 / 381 | 90 / 2286 | 1700 | 1948 | 2204 | 5277 | 2001 | 5074 | | |
| 24 / 610 | 18 / 457 | 90 / 2286 | 1809 | 2107 | 2414 | 5625 | 2165 | 5376 | | |
| 24 / 610 | 21 / 533 | 90 / 2286 | 1919 | 2266 | 2625 | 5975 | 2328 | 5678 | | |
| 24 / 610 | 12 / 305 | 96 / 2438 | 1634 | 1846 | 2064 | 5056 | 1903 | 4895 | | |
| 24 / 610 | 15 / 381 | 96 / 2438 | 1757 | 2022 | 2295 | 5428 | 2073 | 5206 | | |
| 24 / 610 | 18 / 457 | 96 / 2438 | 1881 | 2198 | 2526 | 5798 | 2244 | 5516 | | |
| 24 / 610 | 21 / 533 | 96 / 2438 | 2005 | 2375 | 2758 | 6170 | 2416 | 5828 | | |
| 29 / 737 | 12 / 305 | 72 / 1829 | 1567 | 1726 | 1890 | 5030 | 1750 | 4890 | | |
| 29 / 737 | 15 / 381 | 72 / 1829 | 1682 | 1881 | 2086 | 5397 | 1904 | 5215 | | |
| 29 / 737 | 18 / 457 | 72 / 1829 | 1795 | 2033 | 2279 | 5760 | 2057 | 5538 | | |
| 29 / 737 | 21 / 533 | 72 / 1829 | 1911 | 2189 | 2476 | 6128 | 2212 | 5864 | | |
| 29 / 737 | 12 / 305 | 84 / 2134 | 1657 | 1842 | 2034 | 5341 | 1882 | 5189 | | |
| 29 / 737 | 15 / 381 | 84 / 2134 | 1771 | 2003 | 2242 | 5737 | 2046 | 5541 | | |
| 29 / 737 | 18 / 457 | 84 / 2134 | 1885 | 2163 | 2450 | 6134 | 2209 | 5893 | | |
| 29 / 737 | 21 / 533 | 84 / 2134 | 2000 | 2324 | 2659 | 6531 | 2373 | 6245 | | |
| 29 / 737 | 12 / 305 | 90 / 2286 | 1740 | 1939 | 2144 | 5657 | 1986 | 5499 | | |
| 29 / 737 | 15 / 381 | 90 / 2286 | 1861 | 2109 | 2365 | 6085 | 2162 | 5882 | | |
| 29 / 737 | 18 / 457 | 90 / 2286 | 1982 | 2280 | 2587 | 6516 | 2338 | 6267 | | |
| 29 / 737 | 21 / 533 | 90 / 2286 | 2105 | 2452 | 2811 | 6947 | 2514 | 6650 | | |
| 29 / 737 | 12 / 305 | 96 / 2438 | 1784 | 1996 | 2214 | 5810 | 2053 | 5649 | | |
| 29 / 737 | 15 / 381 | 96 / 2438 | 1938 | 2203 | 2476 | 6268 | 2254 | 6046 | | |
| 29 / 737 | 18 / 457 | 96 / 2438 | 2090 | 2407 | 2735 | 6724 | 2453 | 6442 | | |
| 29 / 737 | 21 / 533 | 96 / 2438 | 2245 | 2615 | 2998 | 7182 | 2656 | 6840 | | |

Pricing is continued on the following page.

storage cabinets

Xpress

C E T S

Tall Cabinet – Door(s) (Continued)

DIMENSIONS
INCHES / MM

PRICING

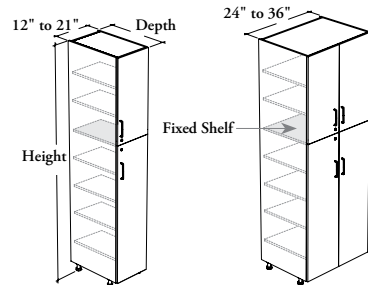
| DIMENSIONS | | | PRICING | | | | | |
|-------------|----------|-----------|---------------------------------------|---------------------------|------------------------|-----------------|-----------|------|
| | | | NOT APPLICABLE DOOR SWING (N) | | | | | |
| | | | FULL EXTENSION – SOFT CLOSE HINGE (F) | | | | | |
| | | | SOURCE LAMINATE FRONT | FOUNDATION LAMINATE FRONT | GRADE 2 LAMINATE FRONT | FLINTWOOD FRONT | | |
| CASE FINISH | | | | | | | | |
| D | W | H | Source Laminate | Source Laminate | Source Laminate | Flintwood | | |
| | | | | | | Source Laminate | Flintwood | |
| 24 / 610 | 24 / 610 | 72 / 1829 | 1973 | 2290 | 2618 | 5724 | 2380 | 5486 |
| 24 / 610 | 27 / 686 | 72 / 1829 | 2076 | 2433 | 2802 | 6032 | 2523 | 5753 |
| 24 / 610 | 30 / 762 | 72 / 1829 | 2175 | 2572 | 2982 | 6340 | 2663 | 6021 |
| 24 / 610 | 33 / 838 | 72 / 1829 | 2277 | 2713 | 3164 | 6647 | 2806 | 6289 |
| 24 / 610 | 36 / 914 | 72 / 1829 | 2380 | 2856 | 3348 | 6950 | 2950 | 6552 |
| 24 / 610 | 24 / 610 | 84 / 2134 | 2059 | 2429 | 2812 | 6067 | 2556 | 5811 |
| 24 / 610 | 27 / 686 | 84 / 2134 | 2162 | 2579 | 3009 | 6396 | 2706 | 6093 |
| 24 / 610 | 30 / 762 | 84 / 2134 | 2261 | 2724 | 3202 | 6726 | 2853 | 6377 |
| 24 / 610 | 33 / 838 | 84 / 2134 | 2363 | 2872 | 3398 | 7056 | 3002 | 6660 |
| 24 / 610 | 36 / 914 | 84 / 2134 | 2466 | 3021 | 3595 | 7381 | 3152 | 6938 |
| 24 / 610 | 24 / 610 | 90 / 2286 | 2168 | 2565 | 2975 | 6467 | 2711 | 6203 |
| 24 / 610 | 27 / 686 | 90 / 2286 | 2278 | 2724 | 3185 | 6826 | 2872 | 6513 |
| 24 / 610 | 30 / 762 | 90 / 2286 | 2383 | 2879 | 3391 | 7187 | 3028 | 6824 |
| 24 / 610 | 33 / 838 | 90 / 2286 | 2492 | 3037 | 3601 | 7547 | 3187 | 7133 |
| 24 / 610 | 36 / 914 | 90 / 2286 | 2602 | 3197 | 3812 | 7901 | 3348 | 7437 |
| 24 / 610 | 24 / 610 | 96 / 2438 | 2266 | 2689 | 3126 | 6680 | 2812 | 6366 |
| 24 / 610 | 27 / 686 | 96 / 2438 | 2387 | 2863 | 3355 | 7056 | 2982 | 6683 |
| 24 / 610 | 30 / 762 | 96 / 2438 | 2502 | 3031 | 3577 | 7433 | 3145 | 7001 |
| 24 / 610 | 33 / 838 | 96 / 2438 | 2622 | 3204 | 3805 | 7809 | 3314 | 7318 |
| 24 / 610 | 36 / 914 | 96 / 2438 | 2743 | 3377 | 4033 | 8180 | 3484 | 7631 |
| 29 / 737 | 24 / 610 | 72 / 1829 | 2191 | 2508 | 2836 | 6664 | 2598 | 6426 |
| 29 / 737 | 27 / 686 | 72 / 1829 | 2327 | 2684 | 3053 | 7051 | 2774 | 6772 |
| 29 / 737 | 30 / 762 | 72 / 1829 | 2455 | 2852 | 3262 | 7437 | 2943 | 7118 |
| 29 / 737 | 33 / 838 | 72 / 1829 | 2590 | 3026 | 3477 | 7822 | 3119 | 7464 |
| 29 / 737 | 36 / 914 | 72 / 1829 | 2726 | 3202 | 3694 | 8203 | 3296 | 7805 |
| 29 / 737 | 24 / 610 | 84 / 2134 | 2281 | 2651 | 3034 | 7098 | 2778 | 6842 |
| 29 / 737 | 27 / 686 | 84 / 2134 | 2416 | 2833 | 3263 | 7518 | 2960 | 7215 |
| 29 / 737 | 30 / 762 | 84 / 2134 | 2545 | 3008 | 3486 | 7935 | 3137 | 7586 |
| 29 / 737 | 33 / 838 | 84 / 2134 | 2680 | 3189 | 3715 | 8355 | 3319 | 7959 |
| 29 / 737 | 36 / 914 | 84 / 2134 | 2815 | 3370 | 3944 | 8769 | 3501 | 8326 |
| 29 / 737 | 24 / 610 | 90 / 2286 | 2391 | 2788 | 3198 | 7545 | 2934 | 7281 |
| 29 / 737 | 27 / 686 | 90 / 2286 | 2534 | 2980 | 3441 | 7999 | 3128 | 7686 |
| 29 / 737 | 30 / 762 | 90 / 2286 | 2669 | 3165 | 3677 | 8453 | 3314 | 8090 |
| 29 / 737 | 33 / 838 | 90 / 2286 | 2811 | 3356 | 3920 | 8908 | 3506 | 8494 |
| 29 / 737 | 36 / 914 | 90 / 2286 | 2953 | 3548 | 4163 | 9356 | 3699 | 8892 |
| 29 / 737 | 24 / 610 | 96 / 2438 | 2523 | 2946 | 3383 | 7804 | 3069 | 7490 |
| 29 / 737 | 27 / 686 | 96 / 2438 | 2687 | 3163 | 3655 | 8281 | 3282 | 7908 |
| 29 / 737 | 30 / 762 | 96 / 2438 | 2843 | 3372 | 3918 | 8755 | 3486 | 8323 |
| 29 / 737 | 33 / 838 | 96 / 2438 | 3005 | 3587 | 4188 | 9232 | 3697 | 8741 |
| 29 / 737 | 36 / 914 | 96 / 2438 | 3168 | 3802 | 4458 | 9700 | 3909 | 9151 |

storage cabinets

Xpress

C E T T

Two-High Tall Cabinet – Doors



WHAT'S INCLUDED

1 tall cabinet, adjustable feet, clips for toe kick – front, pulls (as specified), locks and keys (as specified), mounting hardware, 1 fixed shelf and adjustable shelves as listed below:

| | 84" h | 90" to 96" h (Shown) |
|--------------------|-------|-------------------------|
| Adjustable Shelves | 5 | 6 |

WHAT'S EXCLUDED

Toe Kick – Front (CEATF) and Toe Kick – Side (CEATS).

NOTES

The upper section Hinge Style is Standard – Soft Close.

When Flintwood Front Finish is specified, only Not Applicable (NA) Edge Trim Finish is available.

When Stainless (8) or Drilled On-Site – No Pull (Z) Pull Style is specified, Pull Finish is **not** available.

Shelves are 24" deep for all cabinet depths.

Holes at 1 1/4" intervals allow for shelf adjustment.

Additional Shelves for Cabinet (CEACS) are available and must be specified separately.

Xpress See *Xpress Program* and/or specification software for finishes availability.

PRODUCT OPTIONS

| Depth | Width | Height | Door Swing Direction | Hinge Style – Bottom Section | Front Finish |
|--------|------------------------------------|------------|--|--|--|
| 24, 29 | 12, 15, 18, 21, 24, 27, 30, 33, 36 | 84, 90, 96 | L Door Swing – Left R Door Swing – Right (Shown) N Not Applicable | S Standard – Soft Close F Full Extension – Soft Close | Source Laminate Foundation Laminate Grade 2 Laminate Flintwood (No Cathedral) |

SAMPLE ORDER CODE

| | | | | | |
|----------------|-----------|-----------|----------|----------|-----------|
| CETT 24 | 15 | 84 | L | F | 3F |
|----------------|-----------|-----------|----------|----------|-----------|

PRODUCT OPTIONS CONTINUED

| Edge Trim Finish | Case Finish | Pull Style | | Pull Finish (If Applicable) | Key Style |
|--|---|---|---|------------------------------|---|
| Edge Trim Colors NA Not Applicable | Source Laminate Flintwood (No Cathedral) | 1 Standard Expansion 8 Stainless (ADA) 9 Rectangular | M Modern Straight (ADA) S Slim (Shown) Z Drilled On-Site – No Pull | Foundation Accent Mica | K Keyed Alike R Keyed Randomly N No Lock |

SAMPLE ORDER CODE CONTINUED

| | | | | |
|-----------|-----------|----------|-----------|----------|
| 4F | 3F | S | 52 | R |
|-----------|-----------|----------|-----------|----------|

See Pricing on the following page.

C E T T

Two-High Tall Cabinet – Doors
(Continued)

DIMENSIONS
INCHES / MM

PRICING

| DIMENSIONS | | | PRICING | | | | | | | |
|------------|----------|-----------|----------------------------------|-----------------|---------------------------|-----------|------------------------|-----------|-----------------|--|
| | | | LEFT (L) OR RIGHT (R) DOOR SWING | | | | | | | |
| | | | STANDARD – SOFT CLOSE HINGE (S) | | | | | | | |
| | | | SOURCE LAMINATE FRONT | | FOUNDATION LAMINATE FRONT | | GRADE 2 LAMINATE FRONT | | FLINTWOOD FRONT | |
| | | | CASE FINISH | | | | | | | |
| D | W | H | Source Laminate | Source Laminate | Source Laminate | Flintwood | Source Laminate | Flintwood | | |
| 24 / 610 | 12 / 305 | 84 / 2134 | 1544 | 1721 | 1903 | 4656 | 1798 | 4551 | | |
| 24 / 610 | 15 / 381 | 84 / 2134 | 1652 | 1873 | 2100 | 4978 | 1950 | 4828 | | |
| 24 / 610 | 18 / 457 | 84 / 2134 | 1760 | 2025 | 2298 | 5300 | 2105 | 5107 | | |
| 24 / 610 | 21 / 533 | 84 / 2134 | 1868 | 2177 | 2495 | 5621 | 2258 | 5384 | | |
| 24 / 610 | 12 / 305 | 90 / 2286 | 1628 | 1818 | 2014 | 4947 | 1897 | 4830 | | |
| 24 / 610 | 15 / 381 | 90 / 2286 | 1744 | 1981 | 2226 | 5299 | 2064 | 5137 | | |
| 24 / 610 | 18 / 457 | 90 / 2286 | 1860 | 2144 | 2438 | 5649 | 2233 | 5444 | | |
| 24 / 610 | 21 / 533 | 90 / 2286 | 1976 | 2308 | 2650 | 6000 | 2401 | 5751 | | |
| 24 / 610 | 12 / 305 | 96 / 2438 | 1672 | 1875 | 2084 | 5076 | 1958 | 4950 | | |
| 24 / 610 | 15 / 381 | 96 / 2438 | 1792 | 2046 | 2307 | 5440 | 2135 | 5268 | | |
| 24 / 610 | 18 / 457 | 96 / 2438 | 1913 | 2217 | 2531 | 5803 | 2314 | 5586 | | |
| 24 / 610 | 21 / 533 | 96 / 2438 | 2034 | 2389 | 2755 | 6167 | 2493 | 5905 | | |
| 29 / 737 | 12 / 305 | 84 / 2134 | 1691 | 1868 | 2050 | 5357 | 1945 | 5252 | | |
| 29 / 737 | 15 / 381 | 84 / 2134 | 1812 | 2033 | 2260 | 5755 | 2110 | 5605 | | |
| 29 / 737 | 18 / 457 | 84 / 2134 | 1931 | 2196 | 2469 | 6153 | 2276 | 5960 | | |
| 29 / 737 | 21 / 533 | 84 / 2134 | 2052 | 2361 | 2679 | 6551 | 2442 | 6314 | | |
| 29 / 737 | 12 / 305 | 90 / 2286 | 1776 | 1966 | 2162 | 5675 | 2045 | 5558 | | |
| 29 / 737 | 15 / 381 | 90 / 2286 | 1905 | 2142 | 2387 | 6107 | 2225 | 5945 | | |
| 29 / 737 | 18 / 457 | 90 / 2286 | 2033 | 2317 | 2611 | 6540 | 2406 | 6335 | | |
| 29 / 737 | 21 / 533 | 90 / 2286 | 2162 | 2494 | 2836 | 6972 | 2587 | 6723 | | |
| 29 / 737 | 12 / 305 | 96 / 2438 | 1822 | 2025 | 2234 | 5830 | 2108 | 5704 | | |
| 29 / 737 | 15 / 381 | 96 / 2438 | 1973 | 2227 | 2488 | 6280 | 2316 | 6108 | | |
| 29 / 737 | 18 / 457 | 96 / 2438 | 2122 | 2426 | 2740 | 6729 | 2523 | 6512 | | |
| 29 / 737 | 21 / 533 | 96 / 2438 | 2274 | 2629 | 2995 | 7179 | 2733 | 6917 | | |
| | | | NOT APPLICABLE DOOR SWING (N) | | | | | | | |
| 24 / 610 | 24 / 610 | 84 / 2134 | 2155 | 2508 | 2872 | 6127 | 2717 | 5972 | | |
| 24 / 610 | 27 / 686 | 84 / 2134 | 2262 | 2659 | 3069 | 6456 | 2871 | 6258 | | |
| 24 / 610 | 30 / 762 | 84 / 2134 | 2366 | 2807 | 3262 | 6786 | 3021 | 6545 | | |
| 24 / 610 | 33 / 838 | 84 / 2134 | 2473 | 2958 | 3459 | 7117 | 3174 | 6832 | | |
| 24 / 610 | 36 / 914 | 84 / 2134 | 2580 | 3109 | 3655 | 7441 | 3327 | 7113 | | |
| 24 / 610 | 24 / 610 | 90 / 2286 | 2269 | 2648 | 3040 | 6532 | 2865 | 6357 | | |
| 24 / 610 | 27 / 686 | 90 / 2286 | 2386 | 2812 | 3253 | 6894 | 3033 | 6674 | | |
| 24 / 610 | 30 / 762 | 90 / 2286 | 2497 | 2971 | 3460 | 7256 | 3197 | 6993 | | |
| 24 / 610 | 33 / 838 | 90 / 2286 | 2613 | 3134 | 3673 | 7619 | 3364 | 7310 | | |
| 24 / 610 | 36 / 914 | 90 / 2286 | 2729 | 3297 | 3885 | 7974 | 3532 | 7621 | | |
| 24 / 610 | 24 / 610 | 96 / 2438 | 2329 | 2735 | 3153 | 6707 | 2958 | 6512 | | |
| 24 / 610 | 27 / 686 | 96 / 2438 | 2453 | 2909 | 3380 | 7081 | 3139 | 6840 | | |
| 24 / 610 | 30 / 762 | 96 / 2438 | 2571 | 3078 | 3601 | 7457 | 3315 | 7171 | | |
| 24 / 610 | 33 / 838 | 96 / 2438 | 2695 | 3252 | 3828 | 7832 | 3496 | 7500 | | |
| 24 / 610 | 36 / 914 | 96 / 2438 | 2819 | 3427 | 4055 | 8202 | 3677 | 7824 | | |

Pricing is continued on the following page.

storage cabinets

Xpress

C E T T

Two-High Tall Cabinet – Doors (Continued)

DIMENSIONS
INCHES / MM

PRICING

| | | | NOT APPLICABLE DOOR SWING (N) | | | | | | | |
|----------|----------|-----------|---------------------------------|-----------------|---------------------------|-----------|------------------------|-----------|-----------------|--|
| | | | STANDARD – SOFT CLOSE HINGE (S) | | | | | | | |
| | | | SOURCE LAMINATE FRONT | | FOUNDATION LAMINATE FRONT | | GRADE 2 LAMINATE FRONT | | FLINTWOOD FRONT | |
| | | | CASE FINISH | | | | | | | |
| D | W | H | Source Laminate | Source Laminate | Source Laminate | Flintwood | Source Laminate | Flintwood | | |
| 29 / 737 | 24 / 610 | 84 / 2134 | 2377 | 2730 | 3094 | 7158 | 2939 | 7003 | | |
| 29 / 737 | 27 / 686 | 84 / 2134 | 2516 | 2913 | 3323 | 7578 | 3125 | 7380 | | |
| 29 / 737 | 30 / 762 | 84 / 2134 | 2650 | 3091 | 3546 | 7995 | 3305 | 7754 | | |
| 29 / 737 | 33 / 838 | 84 / 2134 | 2790 | 3275 | 3776 | 8416 | 3491 | 8131 | | |
| 29 / 737 | 36 / 914 | 84 / 2134 | 2929 | 3458 | 4004 | 8829 | 3676 | 8501 | | |
| 29 / 737 | 24 / 610 | 90 / 2286 | 2492 | 2871 | 3263 | 7610 | 3088 | 7435 | | |
| 29 / 737 | 27 / 686 | 90 / 2286 | 2642 | 3068 | 3509 | 8067 | 3289 | 7847 | | |
| 29 / 737 | 30 / 762 | 90 / 2286 | 2783 | 3257 | 3746 | 8522 | 3483 | 8259 | | |
| 29 / 737 | 33 / 838 | 90 / 2286 | 2932 | 3453 | 3992 | 8980 | 3683 | 8671 | | |
| 29 / 737 | 36 / 914 | 90 / 2286 | 3080 | 3648 | 4236 | 9429 | 3883 | 9076 | | |
| 29 / 737 | 24 / 610 | 96 / 2438 | 2586 | 2992 | 3410 | 7831 | 3215 | 7636 | | |
| 29 / 737 | 27 / 686 | 96 / 2438 | 2753 | 3209 | 3680 | 8306 | 3439 | 8065 | | |
| 29 / 737 | 30 / 762 | 96 / 2438 | 2912 | 3419 | 3942 | 8779 | 3656 | 8493 | | |
| 29 / 737 | 33 / 838 | 96 / 2438 | 3078 | 3635 | 4211 | 9255 | 3879 | 8923 | | |
| 29 / 737 | 36 / 914 | 96 / 2438 | 3244 | 3852 | 4480 | 9722 | 4102 | 9344 | | |

| | | | LEFT (L) OR RIGHT (R) DOOR SWING | | | | | | | |
|----------|----------|-----------|---------------------------------------|-----------------|---------------------------|-----------|------------------------|-----------|-----------------|--|
| | | | FULL EXTENSION – SOFT CLOSE HINGE (F) | | | | | | | |
| | | | SOURCE LAMINATE FRONT | | FOUNDATION LAMINATE FRONT | | GRADE 2 LAMINATE FRONT | | FLINTWOOD FRONT | |
| | | | CASE FINISH | | | | | | | |
| D | W | H | Source Laminate | Source Laminate | Source Laminate | Flintwood | Source Laminate | Flintwood | | |
| 24 / 610 | 12 / 305 | 84 / 2134 | 1598 | 1775 | 1957 | 4710 | 1852 | 4605 | | |
| 24 / 610 | 15 / 381 | 84 / 2134 | 1706 | 1927 | 2154 | 5032 | 2004 | 4882 | | |
| 24 / 610 | 18 / 457 | 84 / 2134 | 1814 | 2079 | 2352 | 5354 | 2159 | 5161 | | |
| 24 / 610 | 21 / 533 | 84 / 2134 | 1922 | 2231 | 2549 | 5675 | 2312 | 5438 | | |
| 24 / 610 | 12 / 305 | 90 / 2286 | 1682 | 1872 | 2068 | 5001 | 1951 | 4884 | | |
| 24 / 610 | 15 / 381 | 90 / 2286 | 1798 | 2035 | 2280 | 5353 | 2118 | 5191 | | |
| 24 / 610 | 18 / 457 | 90 / 2286 | 1914 | 2198 | 2492 | 5703 | 2287 | 5498 | | |
| 24 / 610 | 21 / 533 | 90 / 2286 | 2030 | 2362 | 2704 | 6054 | 2455 | 5805 | | |
| 24 / 610 | 12 / 305 | 96 / 2438 | 1726 | 1929 | 2138 | 5130 | 2012 | 5004 | | |
| 24 / 610 | 15 / 381 | 96 / 2438 | 1846 | 2100 | 2361 | 5494 | 2189 | 5322 | | |
| 24 / 610 | 18 / 457 | 96 / 2438 | 1967 | 2271 | 2585 | 5857 | 2368 | 5640 | | |
| 24 / 610 | 21 / 533 | 96 / 2438 | 2088 | 2443 | 2809 | 6221 | 2547 | 5959 | | |
| 29 / 737 | 12 / 305 | 84 / 2134 | 1745 | 1922 | 2104 | 5411 | 1999 | 5306 | | |
| 29 / 737 | 15 / 381 | 84 / 2134 | 1866 | 2087 | 2314 | 5809 | 2164 | 5659 | | |
| 29 / 737 | 18 / 457 | 84 / 2134 | 1985 | 2250 | 2523 | 6207 | 2330 | 6014 | | |
| 29 / 737 | 21 / 533 | 84 / 2134 | 2106 | 2415 | 2733 | 6605 | 2496 | 6368 | | |

Pricing is continued on the following page.

C E T T

Two-High Tall Cabinet – Doors
(Continued)

DIMENSIONS
INCHES / MM

| D | W | H |
|----------|----------|-----------|
| 29 / 737 | 12 / 305 | 90 / 2286 |
| 29 / 737 | 15 / 381 | 90 / 2286 |
| 29 / 737 | 18 / 457 | 90 / 2286 |
| 29 / 737 | 21 / 533 | 90 / 2286 |
| 29 / 737 | 12 / 305 | 96 / 2438 |
| 29 / 737 | 15 / 381 | 96 / 2438 |
| 29 / 737 | 18 / 457 | 96 / 2438 |
| 29 / 737 | 21 / 533 | 96 / 2438 |
| 24 / 610 | 24 / 610 | 84 / 2134 |
| 24 / 610 | 27 / 686 | 84 / 2134 |
| 24 / 610 | 30 / 762 | 84 / 2134 |
| 24 / 610 | 33 / 838 | 84 / 2134 |
| 24 / 610 | 36 / 914 | 84 / 2134 |
| 24 / 610 | 24 / 610 | 90 / 2286 |
| 24 / 610 | 27 / 686 | 90 / 2286 |
| 24 / 610 | 30 / 762 | 90 / 2286 |
| 24 / 610 | 33 / 838 | 90 / 2286 |
| 24 / 610 | 36 / 914 | 90 / 2286 |
| 24 / 610 | 24 / 610 | 96 / 2438 |
| 24 / 610 | 27 / 686 | 96 / 2438 |
| 24 / 610 | 30 / 762 | 96 / 2438 |
| 24 / 610 | 33 / 838 | 96 / 2438 |
| 24 / 610 | 36 / 914 | 96 / 2438 |
| 29 / 737 | 24 / 610 | 84 / 2134 |
| 29 / 737 | 27 / 686 | 84 / 2134 |
| 29 / 737 | 30 / 762 | 84 / 2134 |
| 29 / 737 | 33 / 838 | 84 / 2134 |
| 29 / 737 | 36 / 914 | 84 / 2134 |
| 29 / 737 | 24 / 610 | 90 / 2286 |
| 29 / 737 | 27 / 686 | 90 / 2286 |
| 29 / 737 | 30 / 762 | 90 / 2286 |
| 29 / 737 | 33 / 838 | 90 / 2286 |
| 29 / 737 | 36 / 914 | 90 / 2286 |
| 29 / 737 | 24 / 610 | 96 / 2438 |
| 29 / 737 | 27 / 686 | 96 / 2438 |
| 29 / 737 | 30 / 762 | 96 / 2438 |
| 29 / 737 | 33 / 838 | 96 / 2438 |
| 29 / 737 | 36 / 914 | 96 / 2438 |

PRICING

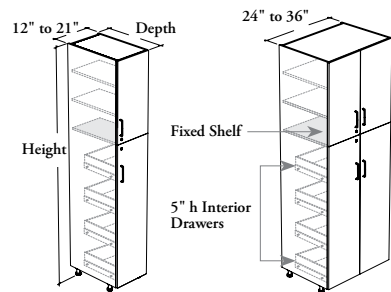
| LEFT (L) OR RIGHT (R) DOOR SWING | | | | | | | |
|---------------------------------------|------|---------------------------|------|------------------------|------|-----------------|--|
| FULL EXTENSION – SOFT CLOSE HINGE (F) | | | | | | | |
| SOURCE LAMINATE FRONT | | FOUNDATION LAMINATE FRONT | | GRADE 2 LAMINATE FRONT | | FLINTWOOD FRONT | |
| CASE FINISH | | | | | | | |
| Source Laminate | | Source Laminate | | Source Laminate | | Flintwood | |
| 1830 | 2020 | 2216 | 5729 | 2099 | 5612 | | |
| 1959 | 2196 | 2441 | 6161 | 2279 | 5999 | | |
| 2087 | 2371 | 2665 | 6594 | 2460 | 6389 | | |
| 2216 | 2548 | 2890 | 7026 | 2641 | 6777 | | |
| 1876 | 2079 | 2288 | 5884 | 2162 | 5758 | | |
| 2027 | 2281 | 2542 | 6334 | 2370 | 6162 | | |
| 2176 | 2480 | 2794 | 6783 | 2577 | 6566 | | |
| 2328 | 2683 | 3049 | 7233 | 2787 | 6971 | | |
| NOT APPLICABLE DOOR SWING (N) | | | | | | | |
| 2262 | 2615 | 2979 | 6234 | 2824 | 6079 | | |
| 2369 | 2766 | 3176 | 6563 | 2978 | 6365 | | |
| 2473 | 2914 | 3369 | 6893 | 3128 | 6652 | | |
| 2580 | 3065 | 3566 | 7224 | 3281 | 6939 | | |
| 2687 | 3216 | 3762 | 7548 | 3434 | 7220 | | |
| 2376 | 2755 | 3147 | 6639 | 2972 | 6464 | | |
| 2493 | 2919 | 3360 | 7001 | 3140 | 6781 | | |
| 2604 | 3078 | 3567 | 7363 | 3304 | 7100 | | |
| 2720 | 3241 | 3780 | 7726 | 3471 | 7417 | | |
| 2836 | 3404 | 3992 | 8081 | 3639 | 7728 | | |
| 2436 | 2842 | 3260 | 6814 | 3065 | 6619 | | |
| 2560 | 3016 | 3487 | 7188 | 3246 | 6947 | | |
| 2678 | 3185 | 3708 | 7564 | 3422 | 7278 | | |
| 2802 | 3359 | 3935 | 7939 | 3603 | 7607 | | |
| 2926 | 3534 | 4162 | 8309 | 3784 | 7931 | | |
| 2484 | 2837 | 3201 | 7265 | 3046 | 7110 | | |
| 2623 | 3020 | 3430 | 7685 | 3232 | 7487 | | |
| 2757 | 3198 | 3653 | 8102 | 3412 | 7861 | | |
| 2897 | 3382 | 3883 | 8523 | 3598 | 8238 | | |
| 3036 | 3565 | 4111 | 8936 | 3783 | 8608 | | |
| 2599 | 2978 | 3370 | 7717 | 3195 | 7542 | | |
| 2749 | 3175 | 3616 | 8174 | 3396 | 7954 | | |
| 2890 | 3364 | 3853 | 8629 | 3590 | 8366 | | |
| 3039 | 3560 | 4099 | 9087 | 3790 | 8778 | | |
| 3187 | 3755 | 4343 | 9536 | 3990 | 9183 | | |
| 2693 | 3099 | 3517 | 7938 | 3322 | 7743 | | |
| 2860 | 3316 | 3787 | 8413 | 3546 | 8172 | | |
| 3019 | 3526 | 4049 | 8886 | 3763 | 8600 | | |
| 3185 | 3742 | 4318 | 9362 | 3986 | 9030 | | |
| 3351 | 3959 | 4587 | 9829 | 4209 | 9451 | | |

storage cabinets

Xpress

CETD

Two-High Tall Cabinet – Doors with Interior Drawers



WHAT'S INCLUDED

1 tall cabinet, adjustable feet, clips for toe kick – front, 4 interior drawers, pulls (as specified), locks and keys (as specified), mounting hardware, and adjustable shelve(s) as listed below:

| | | |
|--------------------|--------------|------------------|
| | 84" or 90" h | 96" h (Shown) |
| Adjustable Shelves | 1 | 2 |

WHAT'S EXCLUDED

Toe Kick – Front (CEATF), Toe Kick – Side (CEATS).

NOTES

The upper section Hinge Style is Standard – Soft Close.

Standard – Soft Close (S) Drawer Style features a 16" deep white drawer body.

Undermount – Soft Close (U) Drawer Style features a 20" deep white drawer body.

When Flintwood Front Finish is specified, only Not Applicable (NA) Edge Trim Finish is available.

When Stainless (8) or Drilled On-Site – No Pull (Z) Pull Style is specified, Pull Finish is **not** available.

Shelves are 24" deep for all cabinet depths.

Holes at 1 1/4" intervals allow for shelf adjustment.

Additional Shelves for Cabinet (CEACS) are available and must be specified separately.

Xpress See *Xpress Program* and/or specification software for finishes availability.

PRODUCT OPTIONS

| Depth | Width | Height | Door Swing Direction | Hinge Style – Bottom Section | Interior Drawer Style |
|--------|------------------------------------|------------|--|--------------------------------------|--|
| 24, 29 | 12, 15, 18, 21, 24, 27, 30, 33, 36 | 84, 90, 96 | L Door Swing – Left R Door Swing – Right (Shown) N Not Applicable | F Full Extension – Soft Close | S Standard – Soft Close U Undermount – Soft Close |

SAMPLE ORDER CODE

| | | | | | |
|----------------|-----------|-----------|----------|----------|----------|
| CETD 24 | 24 | 90 | N | F | S |
|----------------|-----------|-----------|----------|----------|----------|

PRODUCT OPTIONS CONTINUED

| Front Finish | Edge Trim Finish | Case Finish | Pull Style | | Pull Finish (If Applicable) | Key Style |
|--------------------------|--------------------------|-----------------|-----------------------------|------------------------------------|-----------------------------|-------------------------|
| Source Laminate | Edge Trim Colors | Source Laminate | 1 Standard Expansion | M Modern Straight (ADA) | Foundation | K Keyed Alike |
| Foundation Laminate | NA Not Applicable | | 8 Stainless (ADA) | S Slim (Shown) | Accent | R Keyed Randomly |
| Grade 2 Laminate | | | 9 Rectangular | Z Drilled On-Site – No Pull | Mica | N No Lock |
| Flintwood (No Cathedral) | | | | | | |

SAMPLE ORDER CODE CONTINUED

| | | | | | |
|-----------|-----------|-----------|----------|-----------|----------|
| 3F | 4F | 3F | S | 52 | R |
|-----------|-----------|-----------|----------|-----------|----------|

See Pricing on the following page.

C E T D

Two-High Tall Cabinet – Doors with Interior Drawers (Continued)

DIMENSIONS
INCHES / MM

| D | W | H |
|----------|----------|-----------|
| 24 / 610 | 12 / 305 | 84 / 2134 |
| 24 / 610 | 15 / 381 | 84 / 2134 |
| 24 / 610 | 18 / 457 | 84 / 2134 |
| 24 / 610 | 21 / 533 | 84 / 2134 |
| 24 / 610 | 12 / 305 | 90 / 2286 |
| 24 / 610 | 15 / 381 | 90 / 2286 |
| 24 / 610 | 18 / 457 | 90 / 2286 |
| 24 / 610 | 21 / 533 | 90 / 2286 |
| 24 / 610 | 12 / 305 | 96 / 2438 |
| 24 / 610 | 15 / 381 | 96 / 2438 |
| 24 / 610 | 18 / 457 | 96 / 2438 |
| 24 / 610 | 21 / 533 | 96 / 2438 |
| 29 / 737 | 12 / 305 | 84 / 2134 |
| 29 / 737 | 15 / 381 | 84 / 2134 |
| 29 / 737 | 18 / 457 | 84 / 2134 |
| 29 / 737 | 21 / 533 | 84 / 2134 |
| 29 / 737 | 12 / 305 | 90 / 2286 |
| 29 / 737 | 15 / 381 | 90 / 2286 |
| 29 / 737 | 18 / 457 | 90 / 2286 |
| 29 / 737 | 21 / 533 | 90 / 2286 |
| 29 / 737 | 12 / 305 | 96 / 2438 |
| 29 / 737 | 15 / 381 | 96 / 2438 |
| 29 / 737 | 18 / 457 | 96 / 2438 |
| 29 / 737 | 21 / 533 | 96 / 2438 |
| 24 / 610 | 24 / 610 | 84 / 2134 |
| 24 / 610 | 27 / 686 | 84 / 2134 |
| 24 / 610 | 30 / 762 | 84 / 2134 |
| 24 / 610 | 33 / 838 | 84 / 2134 |
| 24 / 610 | 36 / 914 | 84 / 2134 |
| 24 / 610 | 24 / 610 | 90 / 2286 |
| 24 / 610 | 27 / 686 | 90 / 2286 |
| 24 / 610 | 30 / 762 | 90 / 2286 |
| 24 / 610 | 33 / 838 | 90 / 2286 |
| 24 / 610 | 36 / 914 | 90 / 2286 |
| 24 / 610 | 24 / 610 | 96 / 2438 |
| 24 / 610 | 27 / 686 | 96 / 2438 |
| 24 / 610 | 30 / 762 | 96 / 2438 |
| 24 / 610 | 33 / 838 | 96 / 2438 |
| 24 / 610 | 36 / 914 | 96 / 2438 |

PRICING

| LEFT (L) OR RIGHT (R) DOOR SWING | | | | | | | |
|---|---------------------|------------------|-----------|---|---------------------|------------------|-----------|
| STANDARD – SOFT CLOSE INTERIOR DRAWER (S) | | | | UNDERMOUNT – SOFT CLOSE INTERIOR DRAWER (U) | | | |
| FRONT FINISH | | | | | | | |
| Source Laminate | Foundation Laminate | Grade 2 Laminate | Flintwood | Source Laminate | Foundation Laminate | Grade 2 Laminate | Flintwood |
| 2078 | 2255 | 2437 | 2332 | 2448 | 2625 | 2807 | 2702 |
| 2166 | 2387 | 2614 | 2464 | 2536 | 2757 | 2984 | 2834 |
| 2255 | 2520 | 2793 | 2600 | 2625 | 2890 | 3163 | 2970 |
| 2343 | 2652 | 2970 | 2733 | 2713 | 3022 | 3340 | 3103 |
| 2162 | 2352 | 2548 | 2431 | 2532 | 2722 | 2918 | 2801 |
| 2258 | 2495 | 2740 | 2578 | 2628 | 2865 | 3110 | 2948 |
| 2355 | 2639 | 2933 | 2728 | 2725 | 3009 | 3303 | 3098 |
| 2451 | 2783 | 3125 | 2876 | 2821 | 3153 | 3495 | 3246 |
| 2206 | 2409 | 2618 | 2492 | 2576 | 2779 | 2988 | 2862 |
| 2306 | 2560 | 2821 | 2649 | 2676 | 2930 | 3191 | 3019 |
| 2408 | 2712 | 3026 | 2809 | 2778 | 3082 | 3396 | 3179 |
| 2509 | 2864 | 3230 | 2968 | 2879 | 3234 | 3600 | 3338 |
| 2225 | 2402 | 2584 | 2479 | 2595 | 2772 | 2954 | 2849 |
| 2326 | 2547 | 2774 | 2624 | 2696 | 2917 | 3144 | 2994 |
| 2426 | 2691 | 2964 | 2771 | 2796 | 3061 | 3334 | 3141 |
| 2527 | 2836 | 3154 | 2917 | 2897 | 3206 | 3524 | 3287 |
| 2310 | 2500 | 2696 | 2579 | 2680 | 2870 | 3066 | 2949 |
| 2419 | 2656 | 2901 | 2739 | 2789 | 3026 | 3271 | 3109 |
| 2528 | 2812 | 3106 | 2901 | 2898 | 3182 | 3476 | 3271 |
| 2637 | 2969 | 3311 | 3062 | 3007 | 3339 | 3681 | 3432 |
| 2356 | 2559 | 2768 | 2642 | 2726 | 2929 | 3138 | 3012 |
| 2487 | 2741 | 3002 | 2830 | 2857 | 3111 | 3372 | 3200 |
| 2617 | 2921 | 3235 | 3018 | 2987 | 3291 | 3605 | 3388 |
| 2749 | 3104 | 3470 | 3208 | 3119 | 3474 | 3840 | 3578 |
| NOT APPLICABLE DOOR SWING (N) | | | | | | | |
| 2722 | 3075 | 3439 | 3284 | 3092 | 3445 | 3809 | 3654 |
| 2813 | 3210 | 3620 | 3422 | 3183 | 3580 | 3990 | 3792 |
| 2906 | 3347 | 3802 | 3561 | 3276 | 3717 | 4172 | 3931 |
| 2997 | 3482 | 3983 | 3698 | 3367 | 3852 | 4353 | 4068 |
| 3088 | 3617 | 4163 | 3835 | 3458 | 3987 | 4533 | 4205 |
| 2836 | 3215 | 3607 | 3432 | 3206 | 3585 | 3977 | 3802 |
| 2937 | 3363 | 3804 | 3584 | 3307 | 3733 | 4174 | 3954 |
| 3037 | 3511 | 4000 | 3737 | 3407 | 3881 | 4370 | 4107 |
| 3137 | 3658 | 4197 | 3888 | 3507 | 4028 | 4567 | 4258 |
| 3237 | 3805 | 4393 | 4040 | 3607 | 4175 | 4763 | 4410 |
| 2896 | 3302 | 3720 | 3525 | 3266 | 3672 | 4090 | 3895 |
| 3004 | 3460 | 3931 | 3690 | 3374 | 3830 | 4301 | 4060 |
| 3111 | 3618 | 4141 | 3855 | 3481 | 3988 | 4511 | 4225 |
| 3219 | 3776 | 4352 | 4020 | 3589 | 4146 | 4722 | 4390 |
| 3327 | 3935 | 4563 | 4185 | 3697 | 4305 | 4933 | 4555 |

Pricing is continued on the following page.

storage cabinets

Xpress

C E T D

Two-High Tall Cabinet – Doors with Interior Drawers (Continued)

| | | | NOT APPLICABLE DOOR SWING (N) | | | | | | | |
|----------|----------|-----------|--|------------------------|---------------------|-----------|--|------------------------|---------------------|-----------|
| | | | STANDARD – SOFT CLOSE INTERIOR DRAWER (S) | | | | UNDERMOUNT – SOFT CLOSE INTERIOR DRAWER (U) | | | |
| | | | FRONT FINISH | | | | | | | |
| D | W | H | Source Laminate | Foundation Laminate | Grade 2 Laminate | Flintwood | Source Laminate | Foundation Laminate | Grade 2 Laminate | Flintwood |
| 29 / 737 | 24 / 610 | 84 / 2134 | 2944 | 3297 | 3661 | 3506 | 3314 | 3667 | 4031 | 3876 |
| 29 / 737 | 27 / 686 | 84 / 2134 | 3067 | 3464 | 3874 | 3676 | 3437 | 3834 | 4244 | 4046 |
| 29 / 737 | 30 / 762 | 84 / 2134 | 3190 | 3631 | 4086 | 3845 | 3560 | 4001 | 4456 | 4215 |
| 29 / 737 | 33 / 838 | 84 / 2134 | 3314 | 3799 | 4300 | 4015 | 3684 | 4169 | 4670 | 4385 |
| 29 / 737 | 36 / 914 | 84 / 2134 | 3437 | 3966 | 4512 | 4184 | 3807 | 4336 | 4882 | 4554 |
| 29 / 737 | 24 / 610 | 90 / 2286 | 3059 | 3438 | 3830 | 3655 | 3429 | 3808 | 4200 | 4025 |
| 29 / 737 | 27 / 686 | 90 / 2286 | 3193 | 3619 | 4060 | 3840 | 3563 | 3989 | 4430 | 4210 |
| 29 / 737 | 30 / 762 | 90 / 2286 | 3323 | 3797 | 4286 | 4023 | 3693 | 4167 | 4656 | 4393 |
| 29 / 737 | 33 / 838 | 90 / 2286 | 3456 | 3977 | 4516 | 4207 | 3826 | 4347 | 4886 | 4577 |
| 29 / 737 | 36 / 914 | 90 / 2286 | 3588 | 4156 | 4744 | 4391 | 3958 | 4526 | 5114 | 4761 |
| 29 / 737 | 24 / 610 | 96 / 2438 | 3153 | 3559 | 3977 | 3782 | 3523 | 3929 | 4347 | 4152 |
| 29 / 737 | 27 / 686 | 96 / 2438 | 3304 | 3760 | 4231 | 3990 | 3674 | 4130 | 4601 | 4360 |
| 29 / 737 | 30 / 762 | 96 / 2438 | 3452 | 3959 | 4482 | 4196 | 3822 | 4329 | 4852 | 4566 |
| 29 / 737 | 33 / 838 | 96 / 2438 | 3602 | 4159 | 4735 | 4403 | 3972 | 4529 | 5105 | 4773 |
| 29 / 737 | 36 / 914 | 96 / 2438 | 3752 | 4360 | 4988 | 4610 | 4122 | 4730 | 5358 | 4980 |

storage cabinets

Xpress

CEMS

Tall Cabinet – Microwave Section(s) and Doors

WHAT'S INCLUDED

1 tall cabinet, adjustable feet, clips for toe kick – front, pass-through grommet (as specified), pulls (as specified), locks and keys (as specified), mounting hardware, and adjustable shelves as listed below:

| Adjustable Shelves | One Microwave (1) | Two Microwave (2) | Three Microwave (3) |
|--------------------|-------------------|-----------------------------|---------------------|
| 84" h | 3 | 2 | n/a |
| 90" h (Shown) | 3 | 2 | 2 |
| 96" h | 4 | 3 (32" Ah) or 2 (35" Ah) | 2 |

WHAT'S EXCLUDED

Toe Kick – Front (CEATF) and Toe Kick – Side (CEATS).

NOTES

When One Microwave (1) option is specified, Adjacent Base Cabinet Height is **not** available.

The upper section Hinge Style is Standard – Soft Close.

It is the specifier's responsibility to ensure that the appliance clearance complies with the manufacturer's recommendations.

Refer to the Application Guide for the pass-through grommet location.

When specified, Pass-Through Grommet (2 3/16" x 5 7/8") is finished in Platinum.

When No Cut-Out (N) Cut-Out Style is specified, a cut-out can be drilled on-site by the installer.

When Flintwood Front Finish is specified, only Not Applicable (NA) Edge Trim Finish is available.

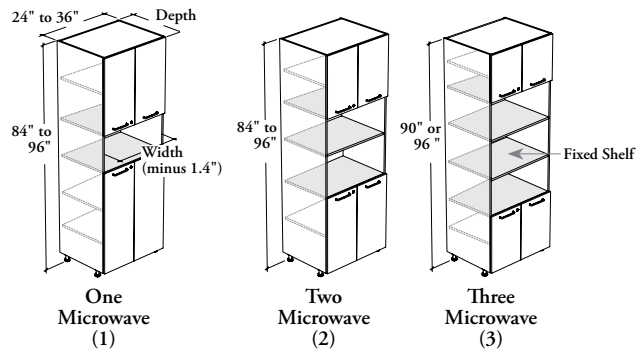
When Stainless (8) or Drilled On-Site – No Pull (Z) Pull Style is specified, Pull Finish is **not** available.

Shelves are 24" deep for all cabinet depths.

Holes at 1 1/4" intervals allow for shelf adjustment.

Additional Shelves for Cabinet (CEACS) are available and must be specified separately.

Xpress See *Xpress Program* and/or specification software for finishes availability.



PRODUCT OPTIONS

| Microwave Section Configuration | Depth | Width | Height | Adjacent Base Cabinet Height | Cut-Out Style | Hinge Style – Bottom Section |
|---------------------------------|--------|--------------------|------------|------------------------------|------------------------------------|--------------------------------------|
| 1 One Microwave | 24, 29 | 24, 27, 30, 33, 36 | 84, 90, 96 | 32, 35 | N No Cut-Out | S Standard – Soft Close |
| 2 Two Microwaves | | | | | W With Pass-Through Grommet | F Full Extension – Soft Close |
| 3 Three Microwaves | | | | | | |

SAMPLE ORDER CODE

| | | | | | | |
|---------------|-----------|-----------|-----------|--|----------|----------|
| CEMS 1 | 24 | 24 | 84 | | N | S |
|---------------|-----------|-----------|-----------|--|----------|----------|

PRODUCT OPTIONS CONTINUED

| Front Finish | Edge Trim Finish | Case Finish | Pull Style – Bottom Section | | Pull Finish (If Applicable) | Pull Style – Upper Section | Key Style |
|--------------------------|--------------------------|--------------------------|-----------------------------|------------------------------------|-----------------------------|----------------------------|-------------------------|
| Source Laminate | Edge Trim Colors | Source Laminate | 1 Standard Expansion | M Modern Straight (ADA) | Foundation | W Same Pull Style | K Keyed Alike |
| Foundation Laminate | NA Not Applicable | Flintwood (No Cathedral) | 8 Stainless (ADA) | S Slim (Shown) | Accent | X Finger Pull | R Keyed Randomly |
| Grade 2 Laminate | | | 9 Rectangular | Z Drilled On-Site – No Pull | Mica | | N No Lock |
| Flintwood (No Cathedral) | | | E Edge – Standard | | | | |
| | | | F Edge – Small | | | | |

SAMPLE ORDER CODE CONTINUED

| | | | | | | |
|-----------|-----------|-----------|----------|-----------|----------|----------|
| 3F | 4F | 3F | S | 52 | W | R |
|-----------|-----------|-----------|----------|-----------|----------|----------|

See Pricing on the following page.

C E M S

Tall Cabinet – Microwave Section(s) and Doors (Continued)

DIMENSIONS
INCHES / MM

PRICING

| DIMENSIONS | | | PRICING | | | | | | | |
|------------|----------|-----------|---------------------------------|-----------------|---------------------------|-----------|------------------------|-----------|-----------------|--|
| | | | ONE MICROWAVE (1) | | | | | | | |
| | | | STANDARD – SOFT CLOSE HINGE (S) | | | | | | | |
| | | | SOURCE LAMINATE FRONT | | FOUNDATION LAMINATE FRONT | | GRADE 2 LAMINATE FRONT | | FLINTWOOD FRONT | |
| | | | CASE FINISH | | | | | | | |
| D | W | H | Source Laminate | Source Laminate | Source Laminate | Flintwood | Source Laminate | Flintwood | | |
| 24 / 610 | 24 / 610 | 84 / 2134 | 2059 | 2350 | 2601 | 5712 | 2575 | 5683 | | |
| 24 / 610 | 27 / 686 | 84 / 2134 | 2155 | 2482 | 2741 | 5974 | 2713 | 5944 | | |
| 24 / 610 | 30 / 762 | 84 / 2134 | 2250 | 2614 | 2877 | 6236 | 2848 | 6204 | | |
| 24 / 610 | 33 / 838 | 84 / 2134 | 2347 | 2747 | 3015 | 6498 | 2985 | 6465 | | |
| 24 / 610 | 36 / 914 | 84 / 2134 | 2444 | 2880 | 3154 | 6757 | 3122 | 6723 | | |
| 24 / 610 | 24 / 610 | 90 / 2286 | 2106 | 2423 | 2683 | 5868 | 2656 | 5838 | | |
| 24 / 610 | 27 / 686 | 90 / 2286 | 2205 | 2562 | 2830 | 6142 | 2801 | 6111 | | |
| 24 / 610 | 30 / 762 | 90 / 2286 | 2301 | 2698 | 2974 | 6416 | 2944 | 6384 | | |
| 24 / 610 | 33 / 838 | 90 / 2286 | 2400 | 2836 | 3119 | 6690 | 3088 | 6656 | | |
| 24 / 610 | 36 / 914 | 90 / 2286 | 2499 | 2975 | 3266 | 6961 | 3233 | 6926 | | |
| 24 / 610 | 24 / 610 | 96 / 2438 | 2233 | 2577 | 2845 | 6255 | 2816 | 6223 | | |
| 24 / 610 | 27 / 686 | 96 / 2438 | 2346 | 2733 | 3011 | 6559 | 2981 | 6526 | | |
| 24 / 610 | 30 / 762 | 96 / 2438 | 2455 | 2885 | 3174 | 6865 | 3142 | 6830 | | |
| 24 / 610 | 33 / 838 | 96 / 2438 | 2569 | 3042 | 3341 | 7169 | 3307 | 7133 | | |
| 24 / 610 | 36 / 914 | 96 / 2438 | 2683 | 3199 | 3507 | 7472 | 3472 | 7434 | | |
| 29 / 737 | 24 / 610 | 84 / 2134 | 2292 | 2583 | 2837 | 6788 | 2808 | 6754 | | |
| 29 / 737 | 27 / 686 | 84 / 2134 | 2421 | 2748 | 3009 | 7148 | 2979 | 7112 | | |
| 29 / 737 | 30 / 762 | 84 / 2134 | 2547 | 2911 | 3177 | 7504 | 3145 | 7466 | | |
| 29 / 737 | 33 / 838 | 84 / 2134 | 2678 | 3078 | 3350 | 7863 | 3316 | 7823 | | |
| 29 / 737 | 36 / 914 | 84 / 2134 | 2808 | 3244 | 3521 | 8217 | 3486 | 8176 | | |
| 29 / 737 | 24 / 610 | 90 / 2286 | 2340 | 2657 | 2919 | 6991 | 2890 | 6956 | | |
| 29 / 737 | 27 / 686 | 90 / 2286 | 2473 | 2830 | 3100 | 7367 | 3069 | 7330 | | |
| 29 / 737 | 30 / 762 | 90 / 2286 | 2600 | 2997 | 3276 | 7742 | 3243 | 7703 | | |
| 29 / 737 | 33 / 838 | 90 / 2286 | 2733 | 3169 | 3456 | 8117 | 3421 | 8076 | | |
| 29 / 737 | 36 / 914 | 90 / 2286 | 2865 | 3341 | 3635 | 8489 | 3599 | 8446 | | |
| 29 / 737 | 24 / 610 | 96 / 2438 | 2501 | 2845 | 3115 | 7424 | 3084 | 7387 | | |
| 29 / 737 | 27 / 686 | 96 / 2438 | 2658 | 3045 | 3326 | 7836 | 3293 | 7797 | | |
| 29 / 737 | 30 / 762 | 96 / 2438 | 2809 | 3239 | 3531 | 8247 | 3496 | 8205 | | |
| 29 / 737 | 33 / 838 | 96 / 2438 | 2966 | 3439 | 3742 | 8659 | 3704 | 8615 | | |
| 29 / 737 | 36 / 914 | 96 / 2438 | 3123 | 3639 | 3952 | 9065 | 3912 | 9019 | | |

Pricing is continued on the following page.

storage cabinets

Xpress

C E M S

Tall Cabinet – Microwave Section(s) and Doors (Continued)

DIMENSIONS
INCHES / MM

PRICING

| | | | ONE MICROWAVE (1) | | | | | | | |
|-------------|----------|-----------|---------------------------------------|-----------------|---------------------------|-----------|------------------------|-----------|-----------------|-----------|
| | | | FULL EXTENSION – SOFT CLOSE HINGE (F) | | | | | | | |
| | | | SOURCE LAMINATE FRONT | | FOUNDATION LAMINATE FRONT | | GRADE 2 LAMINATE FRONT | | FLINTWOOD FRONT | |
| CASE FINISH | | | | | | | | | | |
| D | W | H | Source Laminate | Source Laminate | Source Laminate | Flintwood | Source Laminate | Flintwood | Source Laminate | Flintwood |
| 24 / 610 | 24 / 610 | 84 / 2134 | 2166 | 2457 | 2708 | 5819 | 2682 | 5790 | | |
| 24 / 610 | 27 / 686 | 84 / 2134 | 2262 | 2589 | 2848 | 6081 | 2820 | 6051 | | |
| 24 / 610 | 30 / 762 | 84 / 2134 | 2357 | 2721 | 2984 | 6343 | 2955 | 6311 | | |
| 24 / 610 | 33 / 838 | 84 / 2134 | 2454 | 2854 | 3122 | 6605 | 3092 | 6572 | | |
| 24 / 610 | 36 / 914 | 84 / 2134 | 2551 | 2987 | 3261 | 6864 | 3229 | 6830 | | |
| 24 / 610 | 24 / 610 | 90 / 2286 | 2213 | 2530 | 2790 | 5975 | 2763 | 5945 | | |
| 24 / 610 | 27 / 686 | 90 / 2286 | 2312 | 2669 | 2937 | 6249 | 2908 | 6218 | | |
| 24 / 610 | 30 / 762 | 90 / 2286 | 2408 | 2805 | 3081 | 6523 | 3051 | 6491 | | |
| 24 / 610 | 33 / 838 | 90 / 2286 | 2507 | 2943 | 3226 | 6797 | 3195 | 6763 | | |
| 24 / 610 | 36 / 914 | 90 / 2286 | 2606 | 3082 | 3373 | 7068 | 3340 | 7033 | | |
| 24 / 610 | 24 / 610 | 96 / 2438 | 2340 | 2684 | 2952 | 6362 | 2923 | 6330 | | |
| 24 / 610 | 27 / 686 | 96 / 2438 | 2453 | 2840 | 3118 | 6666 | 3088 | 6633 | | |
| 24 / 610 | 30 / 762 | 96 / 2438 | 2562 | 2992 | 3281 | 6972 | 3249 | 6937 | | |
| 24 / 610 | 33 / 838 | 96 / 2438 | 2676 | 3149 | 3448 | 7276 | 3414 | 7240 | | |
| 24 / 610 | 36 / 914 | 96 / 2438 | 2790 | 3306 | 3614 | 7579 | 3579 | 7541 | | |
| 29 / 737 | 24 / 610 | 84 / 2134 | 2399 | 2690 | 2944 | 6895 | 2915 | 6861 | | |
| 29 / 737 | 27 / 686 | 84 / 2134 | 2528 | 2855 | 3116 | 7255 | 3086 | 7219 | | |
| 29 / 737 | 30 / 762 | 84 / 2134 | 2654 | 3018 | 3284 | 7611 | 3252 | 7573 | | |
| 29 / 737 | 33 / 838 | 84 / 2134 | 2785 | 3185 | 3457 | 7970 | 3423 | 7930 | | |
| 29 / 737 | 36 / 914 | 84 / 2134 | 2915 | 3351 | 3628 | 8324 | 3593 | 8283 | | |
| 29 / 737 | 24 / 610 | 90 / 2286 | 2447 | 2764 | 3026 | 7098 | 2997 | 7063 | | |
| 29 / 737 | 27 / 686 | 90 / 2286 | 2580 | 2937 | 3207 | 7474 | 3176 | 7437 | | |
| 29 / 737 | 30 / 762 | 90 / 2286 | 2707 | 3104 | 3383 | 7849 | 3350 | 7810 | | |
| 29 / 737 | 33 / 838 | 90 / 2286 | 2840 | 3276 | 3563 | 8224 | 3528 | 8183 | | |
| 29 / 737 | 36 / 914 | 90 / 2286 | 2972 | 3448 | 3742 | 8596 | 3706 | 8553 | | |
| 29 / 737 | 24 / 610 | 96 / 2438 | 2608 | 2952 | 3222 | 7531 | 3191 | 7494 | | |
| 29 / 737 | 27 / 686 | 96 / 2438 | 2765 | 3152 | 3433 | 7943 | 3400 | 7904 | | |
| 29 / 737 | 30 / 762 | 96 / 2438 | 2916 | 3346 | 3638 | 8354 | 3603 | 8312 | | |
| 29 / 737 | 33 / 838 | 96 / 2438 | 3073 | 3546 | 3849 | 8766 | 3811 | 8722 | | |
| 29 / 737 | 36 / 914 | 96 / 2438 | 3230 | 3746 | 4059 | 9172 | 4019 | 9126 | | |

Pricing is continued on the following page.

C E M S

Tall Cabinet – Microwave Section(s) and Doors (Continued)

DIMENSIONS
INCHES / MM

PRICING

| DIMENSIONS | | | PRICING | | | | | |
|-------------|----------|-----------|---|---------------------------|------------------------|-----------------|------|------|
| INCHES / MM | | | TWO MICROWAVES (2) | | | | | |
| | | | 32" OR 35" ADJACENT BASE CABINET HEIGHT | | | | | |
| | | | STANDARD – SOFT CLOSE HINGE (S) | | | | | |
| | | | SOURCE LAMINATE FRONT | FOUNDATION LAMINATE FRONT | GRADE 2 LAMINATE FRONT | FLINTWOOD FRONT | | |
| CASE FINISH | | | Source Laminate | Source Laminate | Source Laminate | Flintwood | | |
| D | W | H | | | | | | |
| 24 / 610 | 24 / 610 | 84 / 2134 | 2005 | 2234 | 2477 | 5605 | 2452 | 5577 |
| 24 / 610 | 27 / 686 | 84 / 2134 | 2097 | 2355 | 2600 | 5854 | 2574 | 5824 |
| 24 / 610 | 30 / 762 | 84 / 2134 | 2188 | 2475 | 2720 | 6101 | 2693 | 6070 |
| 24 / 610 | 33 / 838 | 84 / 2134 | 2280 | 2595 | 2843 | 6349 | 2814 | 6317 |
| 24 / 610 | 36 / 914 | 84 / 2134 | 2372 | 2716 | 2967 | 6596 | 2937 | 6563 |
| 24 / 610 | 24 / 610 | 90 / 2286 | 2062 | 2318 | 2554 | 5756 | 2528 | 5727 |
| 24 / 610 | 27 / 686 | 90 / 2286 | 2155 | 2443 | 2682 | 6014 | 2655 | 5984 |
| 24 / 610 | 30 / 762 | 90 / 2286 | 2248 | 2568 | 2806 | 6271 | 2778 | 6239 |
| 24 / 610 | 33 / 838 | 90 / 2286 | 2341 | 2693 | 2934 | 6528 | 2904 | 6495 |
| 24 / 610 | 36 / 914 | 90 / 2286 | 2434 | 2817 | 3061 | 6782 | 3030 | 6748 |
| 24 / 610 | 24 / 610 | 96 / 2438 | 2188 | 2470 | 2715 | 6143 | 2688 | 6112 |
| 24 / 610 | 27 / 686 | 96 / 2438 | 2297 | 2614 | 2864 | 6431 | 2835 | 6399 |
| 24 / 610 | 30 / 762 | 96 / 2438 | 2402 | 2755 | 3007 | 6720 | 2977 | 6686 |
| 24 / 610 | 33 / 838 | 96 / 2438 | 2510 | 2898 | 3155 | 7007 | 3123 | 6972 |
| 24 / 610 | 36 / 914 | 96 / 2438 | 2618 | 3041 | 3303 | 7294 | 3270 | 7257 |
| 29 / 737 | 24 / 610 | 84 / 2134 | 2250 | 2479 | 2724 | 6721 | 2697 | 6687 |
| 29 / 737 | 27 / 686 | 84 / 2134 | 2375 | 2633 | 2881 | 7073 | 2852 | 7037 |
| 29 / 737 | 30 / 762 | 84 / 2134 | 2499 | 2786 | 3035 | 7420 | 3004 | 7383 |
| 29 / 737 | 33 / 838 | 84 / 2134 | 2626 | 2941 | 3192 | 7772 | 3160 | 7733 |
| 29 / 737 | 36 / 914 | 84 / 2134 | 2751 | 3095 | 3350 | 8122 | 3316 | 8081 |
| 29 / 737 | 24 / 610 | 90 / 2286 | 2308 | 2564 | 2802 | 6919 | 2774 | 6884 |
| 29 / 737 | 27 / 686 | 90 / 2286 | 2435 | 2723 | 2965 | 7285 | 2935 | 7248 |
| 29 / 737 | 30 / 762 | 90 / 2286 | 2561 | 2881 | 3122 | 7648 | 3091 | 7609 |
| 29 / 737 | 33 / 838 | 90 / 2286 | 2689 | 3041 | 3285 | 8013 | 3252 | 7973 |
| 29 / 737 | 36 / 914 | 90 / 2286 | 2815 | 3198 | 3446 | 8375 | 3411 | 8333 |
| 29 / 737 | 24 / 610 | 96 / 2438 | 2468 | 2750 | 2998 | 7352 | 2968 | 7315 |
| 29 / 737 | 27 / 686 | 96 / 2438 | 2621 | 2938 | 3191 | 7754 | 3159 | 7715 |
| 29 / 737 | 30 / 762 | 96 / 2438 | 2770 | 3123 | 3379 | 8153 | 3345 | 8112 |
| 29 / 737 | 33 / 838 | 96 / 2438 | 2922 | 3310 | 3571 | 8555 | 3535 | 8512 |
| 29 / 737 | 36 / 914 | 96 / 2438 | 3073 | 3496 | 3763 | 8952 | 3725 | 8907 |

Pricing is continued on the following page.

CEMS

Tall Cabinet – Microwave Section(s) and Doors (Continued)

DIMENSIONS
INCHES / MM

PRICING

| TWO MICROWAVES (2) | | | | | | | | |
|---|----------|-----------|---------------------------|-----------------|------------------------|-----------|-----------------|-----------|
| 32" OR 35" ADJACENT BASE CABINET HEIGHT | | | | | | | | |
| FULL EXTENSION – SOFT CLOSE HINGE (F) | | | | | | | | |
| SOURCE LAMINATE FRONT | | | FOUNDATION LAMINATE FRONT | | GRADE 2 LAMINATE FRONT | | FLINTWOOD FRONT | |
| CASE FINISH | | | | | | | | |
| D | W | H | Source Laminate | Source Laminate | Source Laminate | Flintwood | Source Laminate | Flintwood |
| 24 / 610 | 24 / 610 | 84 / 2134 | 2077 | 2306 | 2549 | 5677 | 2524 | 5649 |
| 24 / 610 | 27 / 686 | 84 / 2134 | 2169 | 2427 | 2672 | 5926 | 2646 | 5896 |
| 24 / 610 | 30 / 762 | 84 / 2134 | 2260 | 2547 | 2792 | 6173 | 2765 | 6142 |
| 24 / 610 | 33 / 838 | 84 / 2134 | 2352 | 2667 | 2915 | 6421 | 2886 | 6389 |
| 24 / 610 | 36 / 914 | 84 / 2134 | 2444 | 2788 | 3039 | 6668 | 3009 | 6635 |
| 24 / 610 | 24 / 610 | 90 / 2286 | 2134 | 2390 | 2626 | 5828 | 2600 | 5799 |
| 24 / 610 | 27 / 686 | 90 / 2286 | 2227 | 2515 | 2754 | 6086 | 2727 | 6056 |
| 24 / 610 | 30 / 762 | 90 / 2286 | 2320 | 2640 | 2878 | 6343 | 2850 | 6311 |
| 24 / 610 | 33 / 838 | 90 / 2286 | 2413 | 2765 | 3006 | 6600 | 2976 | 6567 |
| 24 / 610 | 36 / 914 | 90 / 2286 | 2506 | 2889 | 3133 | 6854 | 3102 | 6820 |
| 24 / 610 | 24 / 610 | 96 / 2438 | 2260 | 2542 | 2787 | 6215 | 2760 | 6184 |
| 24 / 610 | 27 / 686 | 96 / 2438 | 2369 | 2686 | 2936 | 6503 | 2907 | 6471 |
| 24 / 610 | 30 / 762 | 96 / 2438 | 2474 | 2827 | 3079 | 6792 | 3049 | 6758 |
| 24 / 610 | 33 / 838 | 96 / 2438 | 2582 | 2970 | 3227 | 7079 | 3195 | 7044 |
| 24 / 610 | 36 / 914 | 96 / 2438 | 2690 | 3113 | 3375 | 7366 | 3342 | 7329 |
| 29 / 737 | 24 / 610 | 84 / 2134 | 2322 | 2551 | 2796 | 6793 | 2769 | 6759 |
| 29 / 737 | 27 / 686 | 84 / 2134 | 2447 | 2705 | 2953 | 7145 | 2924 | 7109 |
| 29 / 737 | 30 / 762 | 84 / 2134 | 2571 | 2858 | 3107 | 7492 | 3076 | 7455 |
| 29 / 737 | 33 / 838 | 84 / 2134 | 2698 | 3013 | 3264 | 7844 | 3232 | 7805 |
| 29 / 737 | 36 / 914 | 84 / 2134 | 2823 | 3167 | 3422 | 8194 | 3388 | 8153 |
| 29 / 737 | 24 / 610 | 90 / 2286 | 2380 | 2636 | 2874 | 6991 | 2846 | 6956 |
| 29 / 737 | 27 / 686 | 90 / 2286 | 2507 | 2795 | 3037 | 7357 | 3007 | 7320 |
| 29 / 737 | 30 / 762 | 90 / 2286 | 2633 | 2953 | 3194 | 7720 | 3163 | 7681 |
| 29 / 737 | 33 / 838 | 90 / 2286 | 2761 | 3113 | 3357 | 8085 | 3324 | 8045 |
| 29 / 737 | 36 / 914 | 90 / 2286 | 2887 | 3270 | 3518 | 8447 | 3483 | 8405 |
| 29 / 737 | 24 / 610 | 96 / 2438 | 2540 | 2822 | 3070 | 7424 | 3040 | 7387 |
| 29 / 737 | 27 / 686 | 96 / 2438 | 2693 | 3010 | 3263 | 7826 | 3231 | 7787 |
| 29 / 737 | 30 / 762 | 96 / 2438 | 2842 | 3195 | 3451 | 8225 | 3417 | 8184 |
| 29 / 737 | 33 / 838 | 96 / 2438 | 2994 | 3382 | 3643 | 8627 | 3607 | 8584 |
| 29 / 737 | 36 / 914 | 96 / 2438 | 3145 | 3568 | 3835 | 9024 | 3797 | 8979 |

Pricing is continued on the following page.

C E M S

**Tall Cabinet – Microwave
Section(s) and Doors (Continued)**

**DIMENSIONS
INCHES / MM**

PRICING

**THREE MICROWAVES (3)
32" OR 35" ADJACENT BASE CABINET HEIGHT**

STANDARD – SOFT CLOSE HINGE (S)

| SOURCE LAMINATE FRONT | | | FOUNDATION LAMINATE FRONT | | GRADE 2 LAMINATE FRONT | | FLINTWOOD FRONT | |
|-----------------------|----------|-----------|---------------------------|-----------------|------------------------|-----------|-----------------|-----------|
| CASE FINISH | | | Source Laminate | Source Laminate | Source Laminate | Flintwood | Source Laminate | Flintwood |
| D | W | H | | | | | | |
| 24 / 610 | 24 / 610 | 90 / 2286 | 2078 | 2246 | 2497 | 5880 | 2472 | 5850 |
| 24 / 610 | 27 / 686 | 90 / 2286 | 2171 | 2360 | 2612 | 6140 | 2586 | 6109 |
| 24 / 610 | 30 / 762 | 90 / 2286 | 2264 | 2474 | 2725 | 6398 | 2698 | 6366 |
| 24 / 610 | 33 / 838 | 90 / 2286 | 2357 | 2588 | 2840 | 6658 | 2811 | 6624 |
| 24 / 610 | 36 / 914 | 90 / 2286 | 2451 | 2702 | 2955 | 6915 | 2925 | 6880 |
| 24 / 610 | 24 / 610 | 96 / 2438 | 2147 | 2341 | 2586 | 6030 | 2560 | 6000 |
| 24 / 610 | 27 / 686 | 96 / 2438 | 2247 | 2465 | 2712 | 6300 | 2685 | 6268 |
| 24 / 610 | 30 / 762 | 96 / 2438 | 2347 | 2590 | 2835 | 6567 | 2806 | 6534 |
| 24 / 610 | 33 / 838 | 96 / 2438 | 2447 | 2714 | 2960 | 6836 | 2930 | 6801 |
| 24 / 610 | 36 / 914 | 96 / 2438 | 2548 | 2839 | 3084 | 7102 | 3053 | 7066 |
| 29 / 737 | 24 / 610 | 90 / 2286 | 2335 | 2503 | 2757 | 7083 | 2729 | 7047 |
| 29 / 737 | 27 / 686 | 90 / 2286 | 2463 | 2652 | 2907 | 7457 | 2878 | 7419 |
| 29 / 737 | 30 / 762 | 90 / 2286 | 2589 | 2799 | 3054 | 7828 | 3023 | 7789 |
| 29 / 737 | 33 / 838 | 90 / 2286 | 2719 | 2950 | 3205 | 8202 | 3173 | 8161 |
| 29 / 737 | 36 / 914 | 90 / 2286 | 2847 | 3098 | 3355 | 8573 | 3321 | 8530 |
| 29 / 737 | 24 / 610 | 96 / 2438 | 2438 | 2632 | 2880 | 7280 | 2851 | 7243 |
| 29 / 737 | 27 / 686 | 96 / 2438 | 2583 | 2801 | 3052 | 7669 | 3021 | 7630 |
| 29 / 737 | 30 / 762 | 96 / 2438 | 2727 | 2970 | 3218 | 8054 | 3186 | 8013 |
| 29 / 737 | 33 / 838 | 96 / 2438 | 2873 | 3140 | 3390 | 8442 | 3356 | 8400 |
| 29 / 737 | 36 / 914 | 96 / 2438 | 3018 | 3309 | 3559 | 8825 | 3523 | 8781 |

FULL EXTENSION – SOFT CLOSE HINGE (F)

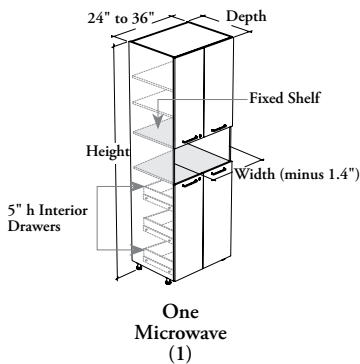
| | | | | | | | | |
|----------|----------|-----------|------|------|------|------|------|------|
| 24 / 610 | 24 / 610 | 90 / 2286 | 2150 | 2318 | 2569 | 5952 | 2544 | 5922 |
| 24 / 610 | 27 / 686 | 90 / 2286 | 2243 | 2432 | 2684 | 6212 | 2658 | 6181 |
| 24 / 610 | 30 / 762 | 90 / 2286 | 2336 | 2546 | 2797 | 6470 | 2770 | 6438 |
| 24 / 610 | 33 / 838 | 90 / 2286 | 2429 | 2660 | 2912 | 6730 | 2883 | 6696 |
| 24 / 610 | 36 / 914 | 90 / 2286 | 2523 | 2774 | 3027 | 6987 | 2997 | 6952 |
| 24 / 610 | 24 / 610 | 96 / 2438 | 2219 | 2413 | 2658 | 6102 | 2632 | 6072 |
| 24 / 610 | 27 / 686 | 96 / 2438 | 2319 | 2537 | 2784 | 6372 | 2757 | 6340 |
| 24 / 610 | 30 / 762 | 96 / 2438 | 2419 | 2662 | 2907 | 6639 | 2878 | 6606 |
| 24 / 610 | 33 / 838 | 96 / 2438 | 2519 | 2786 | 3032 | 6908 | 3002 | 6873 |
| 24 / 610 | 36 / 914 | 96 / 2438 | 2620 | 2911 | 3156 | 7174 | 3125 | 7138 |
| 29 / 737 | 24 / 610 | 90 / 2286 | 2407 | 2575 | 2829 | 7155 | 2801 | 7119 |
| 29 / 737 | 27 / 686 | 90 / 2286 | 2535 | 2724 | 2979 | 7529 | 2950 | 7491 |
| 29 / 737 | 30 / 762 | 90 / 2286 | 2661 | 2871 | 3126 | 7900 | 3095 | 7861 |
| 29 / 737 | 33 / 838 | 90 / 2286 | 2791 | 3022 | 3277 | 8274 | 3245 | 8233 |
| 29 / 737 | 36 / 914 | 90 / 2286 | 2919 | 3170 | 3427 | 8645 | 3393 | 8602 |
| 29 / 737 | 24 / 610 | 96 / 2438 | 2510 | 2704 | 2952 | 7352 | 2923 | 7315 |
| 29 / 737 | 27 / 686 | 96 / 2438 | 2655 | 2873 | 3124 | 7741 | 3093 | 7702 |
| 29 / 737 | 30 / 762 | 96 / 2438 | 2799 | 3042 | 3290 | 8126 | 3258 | 8085 |
| 29 / 737 | 33 / 838 | 96 / 2438 | 2945 | 3212 | 3462 | 8514 | 3428 | 8472 |
| 29 / 737 | 36 / 914 | 96 / 2438 | 3090 | 3381 | 3631 | 8897 | 3595 | 8853 |

storage cabinets

Xpress

CEMD

Tall Cabinet – Microwave Section and Doors with Interior Drawers



WHAT'S INCLUDED

1 tall cabinet, adjustable feet, clips for toe kick – front, 3 interior drawers, pass-through grommet (as specified), pulls (as specified), locks and keys (as specified), mounting hardware and adjustable shelf(ves) as listed below:

| | | |
|-----------------------|--------------|------------------|
| | 84" or 90" h | 96" h (Shown) |
| Adjustable Shelf(ves) | 1 | 2 |

WHAT'S EXCLUDED

Toe Kick – Front (CEATF), Toe Kick – Side (CEATS), Drawer Organizer – Cutlery Tray (CEAOT) and Drawer Organizer – Utility Box (CEAOB).

NOTES

The upper section Hinge Style is Standard – Soft Close.

Standard – Soft Close (S) Drawer Style features a 16" deep white drawer body.

Undermount – Soft Close (U) Drawer Style features a 20" deep white drawer body.

It is the specifier's responsibility to ensure that the appliance clearance complies with the manufacturer's recommendations.

Refer to the Application Guide for the pass-through grommet location.

When specified, Pass-Through Grommet (2 3/16" x 5 7/8") is finished in Platinum.

When No Cut-Out (N) Cut-Out Style is specified, a cut-out can be drilled on-site by the installer.

When Flintwood Front Finish is specified, only Not Applicable (NA) Edge Trim Finish is available.

When Stainless (8) or Drilled On-Site – No Pull (Z) Pull Style is specified, Pull Finish is **not** available.

Shelves are 24" deep for all cabinet depths.

Holes at 1 1/4" intervals allow for shelf adjustment.

Additional Shelves for Cabinet (CEACS) are available and must be specified separately.

Xpress See *Xpress Program* and/or specification software for finishes availability.

PRODUCT OPTIONS

| Microwave Section Configuration | Depth | Width | Height | Cut-Out Style | Hinge Style – Bottom Section | Interior Drawer Style |
|---------------------------------|--------|--------------------|------------|---|--------------------------------------|--|
| I One Microwave | 24, 29 | 24, 27, 30, 33, 36 | 84, 90, 96 | N No Cut-Out W With Pass-Through Grommet | F Full Extension – Soft Close | S Standard – Soft Close U Undermount – Soft Close |

SAMPLE ORDER CODE

| | | | | | | |
|---------------|-----------|-----------|-----------|----------|----------|----------|
| CEMD 1 | 24 | 24 | 84 | N | F | S |
|---------------|-----------|-----------|-----------|----------|----------|----------|

PRODUCT OPTIONS CONTINUED

| Front Finish | Edge Trim Finish | Case Finish | Pull Style – Bottom Section | | Pull Finish (If Applicable) | Pull Style – Upper Section | Key Style |
|--------------------------|--------------------------|-----------------|-----------------------------|------------------------------------|-----------------------------|----------------------------|-------------------------|
| Source Laminate | Edge Trim Colors | Source Laminate | 1 Standard Expansion | M Modern Straight (ADA) | Foundation | W Same Pull Style | K Keyed Alike |
| Foundation Laminate | NA Not Applicable | | 8 Stainless (ADA) | S Slim (Shown) | Accent | X Finger Pull | R Keyed Randomly |
| Grade 2 Laminate | | | 9 Rectangular | Z Drilled On-Site – No Pull | Mica | | N No Lock |
| Flintwood (No Cathedral) | | | E Edge – Standard | | | | |
| | | | F Edge – Small | | | | |

SAMPLE ORDER CODE CONTINUED

| | | | | | | |
|-----------|-----------|-----------|----------|-----------|----------|----------|
| 3F | 4F | 3F | S | 52 | W | R |
|-----------|-----------|-----------|----------|-----------|----------|----------|

See Pricing on the following page.

C E M D

Tall Cabinet – Microwave Section and Doors with Interior Drawers (Continued)

**DIMENSIONS
INCHES / MM**

| D | W | H |
|----------|----------|-----------|
| 24 / 610 | 24 / 610 | 84 / 2134 |
| 24 / 610 | 27 / 686 | 84 / 2134 |
| 24 / 610 | 30 / 762 | 84 / 2134 |
| 24 / 610 | 33 / 838 | 84 / 2134 |
| 24 / 610 | 36 / 914 | 84 / 2134 |
| 24 / 610 | 24 / 610 | 90 / 2286 |
| 24 / 610 | 27 / 686 | 90 / 2286 |
| 24 / 610 | 30 / 762 | 90 / 2286 |
| 24 / 610 | 33 / 838 | 90 / 2286 |
| 24 / 610 | 36 / 914 | 90 / 2286 |
| 24 / 610 | 24 / 610 | 96 / 2438 |
| 24 / 610 | 27 / 686 | 96 / 2438 |
| 24 / 610 | 30 / 762 | 96 / 2438 |
| 24 / 610 | 33 / 838 | 96 / 2438 |
| 24 / 610 | 36 / 914 | 96 / 2438 |
| 29 / 737 | 24 / 610 | 84 / 2134 |
| 29 / 737 | 27 / 686 | 84 / 2134 |
| 29 / 737 | 30 / 762 | 84 / 2134 |
| 29 / 737 | 33 / 838 | 84 / 2134 |
| 29 / 737 | 36 / 914 | 84 / 2134 |
| 29 / 737 | 24 / 610 | 90 / 2286 |
| 29 / 737 | 27 / 686 | 90 / 2286 |
| 29 / 737 | 30 / 762 | 90 / 2286 |
| 29 / 737 | 33 / 838 | 90 / 2286 |
| 29 / 737 | 36 / 914 | 90 / 2286 |
| 29 / 737 | 24 / 610 | 96 / 2438 |
| 29 / 737 | 27 / 686 | 96 / 2438 |
| 29 / 737 | 30 / 762 | 96 / 2438 |
| 29 / 737 | 33 / 838 | 96 / 2438 |
| 29 / 737 | 36 / 914 | 96 / 2438 |

PRICING

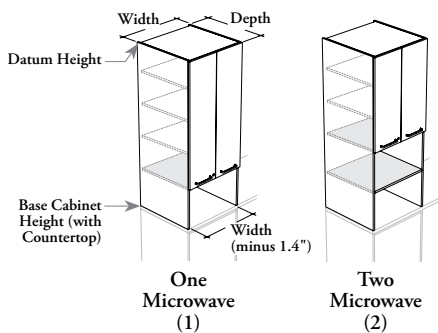
| ONE MICROWAVE (1) | | | | | | | |
|---|---------------------|------------------|-----------|---|---------------------|------------------|-----------|
| STANDARD – SOFT CLOSE INTERIOR DRAWER (S) | | | | UNDERMOUNT – SOFT CLOSE INTERIOR DRAWER (U) | | | |
| FRONT FINISH | | | | | | | |
| Source Laminate | Foundation Laminate | Grade 2 Laminate | Flintwood | Source Laminate | Foundation Laminate | Grade 2 Laminate | Flintwood |
| 2494 | 2785 | 3041 | 3010 | 2771 | 3062 | 3318 | 3287 |
| 2585 | 2912 | 3175 | 3143 | 2862 | 3189 | 3452 | 3420 |
| 2677 | 3041 | 3308 | 3275 | 2954 | 3318 | 3585 | 3552 |
| 2769 | 3169 | 3442 | 3407 | 3046 | 3446 | 3719 | 3684 |
| 2861 | 3297 | 3575 | 3539 | 3138 | 3574 | 3852 | 3816 |
| 2541 | 2858 | 3122 | 3091 | 2818 | 3135 | 3399 | 3368 |
| 2635 | 2992 | 3264 | 3231 | 2912 | 3269 | 3541 | 3508 |
| 2728 | 3125 | 3405 | 3371 | 3005 | 3402 | 3682 | 3648 |
| 2822 | 3258 | 3546 | 3510 | 3099 | 3535 | 3823 | 3787 |
| 2916 | 3392 | 3687 | 3650 | 3193 | 3669 | 3964 | 3927 |
| 2668 | 3012 | 3284 | 3251 | 2945 | 3289 | 3561 | 3528 |
| 2776 | 3163 | 3446 | 3411 | 3053 | 3440 | 3723 | 3688 |
| 2882 | 3312 | 3605 | 3569 | 3159 | 3589 | 3882 | 3846 |
| 2991 | 3464 | 3767 | 3729 | 3268 | 3741 | 4044 | 4006 |
| 3100 | 3616 | 3928 | 3889 | 3377 | 3893 | 4205 | 4166 |
| 2727 | 3018 | 3276 | 3243 | 3004 | 3295 | 3553 | 3520 |
| 2851 | 3178 | 3444 | 3409 | 3128 | 3455 | 3721 | 3686 |
| 2974 | 3338 | 3608 | 3572 | 3251 | 3615 | 3885 | 3849 |
| 3100 | 3500 | 3776 | 3738 | 3377 | 3777 | 4053 | 4015 |
| 3225 | 3661 | 3943 | 3903 | 3502 | 3938 | 4220 | 4180 |
| 2775 | 3092 | 3359 | 3325 | 3052 | 3369 | 3636 | 3602 |
| 2903 | 3260 | 3534 | 3499 | 3180 | 3537 | 3811 | 3776 |
| 3027 | 3424 | 3707 | 3670 | 3304 | 3701 | 3984 | 3947 |
| 3155 | 3591 | 3882 | 3843 | 3432 | 3868 | 4159 | 4120 |
| 3282 | 3758 | 4057 | 4016 | 3559 | 4035 | 4334 | 4293 |
| 2936 | 3280 | 3555 | 3519 | 3213 | 3557 | 3832 | 3796 |
| 3088 | 3475 | 3761 | 3723 | 3365 | 3752 | 4038 | 4000 |
| 3236 | 3666 | 3963 | 3923 | 3513 | 3943 | 4240 | 4200 |
| 3388 | 3861 | 4168 | 4126 | 3665 | 4138 | 4445 | 4403 |
| 3540 | 4056 | 4373 | 4329 | 3817 | 4333 | 4650 | 4606 |

storage cabinets

Xpress

CECM

Countertop Cabinet – Microwave Section(s) and Doors



WHAT'S INCLUDED

1 countertop cabinet, pass-through grommet (as specified), pulls (as specified), locks and keys (as specified), mounting hardware and adjustable shelf(ves) as listed below:

| Adjustable Shelf(ves) | One Microwave (1) | Two Microwave (2) |
|-----------------------|-------------------|-------------------|
| 84" h (35" h) | 2 | 1 |
| 84" h (32" h) | 2 | 1 |
| 90" h (35" h) | 2 | 1 |
| 90" h (32" h) | 2 | 1 |
| 96" h (35" h) (Shown) | 3 | 1 |
| 96" h (32" h) (Shown) | 3 | 2 |

NOTES

Should be used on a Teknion Countertop (CEWCT) to ensure alignment with other products.

It is the specifier's responsibility to ensure that the appliance clearance complies with the manufacturer's recommendations.

Refer to the Application Guide for the pass-through grommet location.

When specified, Pass-Through Grommet (2 3/16" x 5 7/8") is finished in Platinum.

When No Cut-Out (N) Cut-Out Style is specified, a cut-out can be drilled on-site by the installer.

When Flintwood Front Finish is specified, only Not Applicable (NA) Edge Trim Finish is available.

When Stainless (8), Finger Pull (X) or Drilled On-Site – No Pull (Z) Pull Style is specified, Pull Finish is **not** available.

Shelves are 24" deep for all cabinet depths.

Holes at 1 1/4" intervals allow for shelf adjustment.

Additional Shelves for Cabinet (CEACS) **cannot** be specified with this product.

Xpress See *Xpress Program* and/or specification software for finishes availability.

PRODUCT OPTIONS

| Microwave Section Configuration | Depth | Width | Datum Height | Base Cabinet Height | Countertop Thickness | Cut-Out Style |
|---------------------------------|------------|------------|--------------|---------------------|----------------------|-----------------------------|
| 1 One Microwave | 15, 20, 24 | 24, 27, 30 | 84, 90, 96 | 32, 35 | M 1 3/16" | N No Cut-Out |
| 2 Two Microwaves | | | | | | W With Pass-Through Grommet |

SAMPLE ORDER CODE

| | | | | | | |
|--------|----|----|----|----|---|---|
| CECM 1 | 20 | 24 | 90 | 35 | M | N |
|--------|----|----|----|----|---|---|

PRODUCT OPTIONS CONTINUED

| Hinge Style | Front Finish | Edge Trim Finish | Case Finish | Pull Style | | Pull Finish (If Applicable) | Key Style |
|-------------------------|--|---------------------------------------|---|---|---|------------------------------|--|
| S Standard – Soft Close | Source Laminate Foundation Laminate Grade 2 Laminate Flintwood (No Cathedral) | Edge Trim Colors NA Not Applicable | Source Laminate Flintwood (No Cathedral) | 1 Standard Expansion 8 Stainless (ADA) 9 Rectangular E Edge – Standard F Edge – Small | M Modern Straight (ADA) S Slim (Shown) X Finger Pull Z Drilled On-Site – No Pull | Foundation Accent Mica | K Keyed Alike R Keyed Randomly N No Lock |

SAMPLE ORDER CODE CONTINUED

| | | | | | | |
|---|----|----|----|---|----|---|
| S | 3F | 4F | 3F | S | 52 | R |
|---|----|----|----|---|----|---|

See Pricing on the following page.

C E C M
Countertop Cabinet –
Microwave Section(s) and Doors
(Continued)

DIMENSIONS
INCHES / MM

PRICING

| DIMENSIONS | | | ONE MICROWAVE (1) | | | | | |
|------------|----------|------------|--------------------------|------------------------------|---------------------------|--------------------|--------------------|-----------|
| | | | 32" BASE CABINET HEIGHT | | | | | |
| D | W | Datum H | SOURCE LAMINATE FRONT | FOUNDATION LAMINATE FRONT | GRADE 2 LAMINATE FRONT | FLINTWOOD FRONT | | |
| | | | Source Laminate | Source Laminate | Source Laminate | Flintwood | Source Laminate | Flintwood |
| 15 / 381 | 24 / 610 | 84 / 2134 | 1059 | 1209 | 1363 | 3184 | 1349 | 3168 |
| 15 / 381 | 27 / 686 | 84 / 2134 | 1102 | 1271 | 1422 | 3300 | 1407 | 3283 |
| 15 / 381 | 30 / 762 | 84 / 2134 | 1145 | 1333 | 1481 | 3413 | 1466 | 3396 |
| 15 / 381 | 24 / 610 | 90 / 2286 | 1109 | 1286 | 1433 | 3425 | 1418 | 3407 |
| 15 / 381 | 27 / 686 | 90 / 2286 | 1154 | 1353 | 1502 | 3559 | 1487 | 3541 |
| 15 / 381 | 30 / 762 | 90 / 2286 | 1201 | 1422 | 1574 | 3693 | 1558 | 3674 |
| 15 / 381 | 24 / 610 | 96 / 2438 | 1206 | 1409 | 1550 | 3665 | 1534 | 3646 |
| 15 / 381 | 27 / 686 | 96 / 2438 | 1259 | 1487 | 1636 | 3818 | 1619 | 3799 |
| 15 / 381 | 30 / 762 | 96 / 2438 | 1312 | 1566 | 1723 | 3972 | 1705 | 3952 |
| 20 / 508 | 24 / 610 | 84 / 2134 | 1145 | 1295 | 1450 | 3468 | 1435 | 3450 |
| 20 / 508 | 27 / 686 | 84 / 2134 | 1194 | 1363 | 1514 | 3596 | 1499 | 3578 |
| 20 / 508 | 30 / 762 | 84 / 2134 | 1242 | 1430 | 1579 | 3726 | 1563 | 3707 |
| 20 / 508 | 24 / 610 | 90 / 2286 | 1202 | 1379 | 1527 | 3713 | 1511 | 3694 |
| 20 / 508 | 27 / 686 | 90 / 2286 | 1251 | 1450 | 1600 | 3864 | 1584 | 3844 |
| 20 / 508 | 30 / 762 | 90 / 2286 | 1301 | 1522 | 1675 | 4014 | 1658 | 3994 |
| 20 / 508 | 24 / 610 | 96 / 2438 | 1339 | 1542 | 1684 | 3957 | 1667 | 3937 |
| 20 / 508 | 27 / 686 | 96 / 2438 | 1397 | 1625 | 1775 | 4130 | 1757 | 4109 |
| 20 / 508 | 30 / 762 | 96 / 2438 | 1452 | 1706 | 1864 | 4302 | 1845 | 4280 |
| 24 / 610 | 24 / 610 | 84 / 2134 | 1257 | 1407 | 1563 | 3658 | 1547 | 3639 |
| 24 / 610 | 27 / 686 | 84 / 2134 | 1305 | 1474 | 1627 | 3655 | 1610 | 3636 |
| 24 / 610 | 30 / 762 | 84 / 2134 | 1352 | 1540 | 1690 | 3985 | 1673 | 3965 |
| 24 / 610 | 24 / 610 | 90 / 2286 | 1317 | 1494 | 1643 | 3940 | 1626 | 3920 |
| 24 / 610 | 27 / 686 | 90 / 2286 | 1366 | 1565 | 1716 | 3963 | 1699 | 3943 |
| 24 / 610 | 30 / 762 | 90 / 2286 | 1415 | 1636 | 1790 | 4320 | 1772 | 4298 |
| 24 / 610 | 24 / 610 | 96 / 2438 | 1445 | 1648 | 1791 | 4223 | 1773 | 4201 |
| 24 / 610 | 27 / 686 | 96 / 2438 | 1503 | 1731 | 1882 | 4271 | 1863 | 4249 |
| 24 / 610 | 30 / 762 | 96 / 2438 | 1559 | 1813 | 1972 | 4654 | 1952 | 4630 |

Pricing is continued on the following page.

storage cabinets

Xpress

C E C M

Countertop Cabinet – Microwave Section(s) and Doors (Continued)

DIMENSIONS
INCHES / MM

PRICING

| | | | ONE MICROWAVE (1) | | | | | |
|----------|----------|-----------|-------------------------|---------------------------|------------------------|-----------------|-----------------|-----------|
| | | | 35" BASE CABINET HEIGHT | | | | | |
| | | | SOURCE LAMINATE FRONT | FOUNDATION LAMINATE FRONT | GRADE 2 LAMINATE FRONT | FLINTWOOD FRONT | | |
| | | | CASE FINISH | | | | | |
| D | W | Datum H | Source Laminate | Source Laminate | Source Laminate | Flintwood | Source Laminate | Flintwood |
| 15 / 381 | 24 / 610 | 84 / 2134 | 1032 | 1169 | 1326 | 3126 | 1312 | 3110 |
| 15 / 381 | 27 / 686 | 84 / 2134 | 1077 | 1231 | 1385 | 3230 | 1371 | 3213 |
| 15 / 381 | 30 / 762 | 84 / 2134 | 1124 | 1295 | 1447 | 3331 | 1432 | 3314 |
| 15 / 381 | 24 / 610 | 90 / 2286 | 1083 | 1246 | 1396 | 3365 | 1382 | 3348 |
| 15 / 381 | 27 / 686 | 90 / 2286 | 1129 | 1313 | 1465 | 3492 | 1450 | 3474 |
| 15 / 381 | 30 / 762 | 90 / 2286 | 1176 | 1380 | 1537 | 3620 | 1521 | 3601 |
| 15 / 381 | 24 / 610 | 96 / 2438 | 1179 | 1369 | 1513 | 3606 | 1498 | 3588 |
| 15 / 381 | 27 / 686 | 96 / 2438 | 1231 | 1444 | 1597 | 3757 | 1581 | 3738 |
| 15 / 381 | 30 / 762 | 96 / 2438 | 1283 | 1520 | 1681 | 3907 | 1664 | 3887 |
| 20 / 508 | 24 / 610 | 84 / 2134 | 1116 | 1253 | 1410 | 3402 | 1396 | 3385 |
| 20 / 508 | 27 / 686 | 84 / 2134 | 1167 | 1321 | 1476 | 3519 | 1461 | 3501 |
| 20 / 508 | 30 / 762 | 84 / 2134 | 1218 | 1389 | 1542 | 3637 | 1526 | 3618 |
| 20 / 508 | 24 / 610 | 90 / 2286 | 1173 | 1336 | 1487 | 3647 | 1472 | 3628 |
| 20 / 508 | 27 / 686 | 90 / 2286 | 1224 | 1408 | 1561 | 3789 | 1545 | 3770 |
| 20 / 508 | 30 / 762 | 90 / 2286 | 1275 | 1479 | 1637 | 3934 | 1620 | 3914 |
| 20 / 508 | 24 / 610 | 96 / 2438 | 1310 | 1500 | 1646 | 3893 | 1629 | 3873 |
| 20 / 508 | 27 / 686 | 96 / 2438 | 1368 | 1581 | 1736 | 4061 | 1718 | 4040 |
| 20 / 508 | 30 / 762 | 96 / 2438 | 1426 | 1663 | 1826 | 4229 | 1807 | 4207 |
| 24 / 610 | 24 / 610 | 84 / 2134 | 1224 | 1361 | 1520 | 3737 | 1504 | 3718 |
| 24 / 610 | 27 / 686 | 84 / 2134 | 1275 | 1429 | 1585 | 3731 | 1569 | 3712 |
| 24 / 610 | 30 / 762 | 84 / 2134 | 1325 | 1496 | 1650 | 4060 | 1633 | 4039 |
| 24 / 610 | 24 / 610 | 90 / 2286 | 1285 | 1448 | 1600 | 3744 | 1584 | 3725 |
| 24 / 610 | 27 / 686 | 90 / 2286 | 1336 | 1520 | 1674 | 3751 | 1657 | 3732 |
| 24 / 610 | 30 / 762 | 90 / 2286 | 1387 | 1591 | 1750 | 4092 | 1732 | 4071 |
| 24 / 610 | 24 / 610 | 96 / 2438 | 1412 | 1602 | 1749 | 4152 | 1731 | 4131 |
| 24 / 610 | 27 / 686 | 96 / 2438 | 1472 | 1685 | 1841 | 4196 | 1822 | 4175 |
| 24 / 610 | 30 / 762 | 96 / 2438 | 1529 | 1766 | 1930 | 4575 | 1910 | 4552 |

Pricing is continued on the following page.

C E C M
Countertop Cabinet –
Microwave Section(s) and Doors
(Continued)

DIMENSIONS
INCHES / MM

PRICING

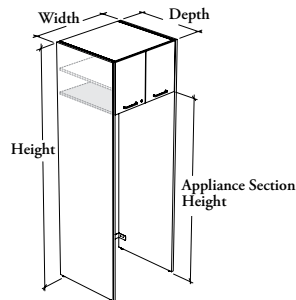
| DIMENSIONS | | | TWO MICROWAVES (2) | | | | | |
|------------|----------|------------|--------------------------|------------------------------|---------------------------|-----------|--------------------|-----------|
| | | | 32" BASE CABINET HEIGHT | | | | | |
| D | W | Datum H | SOURCE LAMINATE FRONT | FOUNDATION LAMINATE FRONT | GRADE 2 LAMINATE FRONT | | FLINTWOOD FRONT | |
| | | | Source Laminate | Source Laminate | Source Laminate | Flintwood | Source Laminate | Flintwood |
| 20 / 508 | 24 / 610 | 84 / 2134 | 1119 | 1190 | 1424 | 3472 | 1409 | 3454 |
| 20 / 508 | 27 / 686 | 84 / 2134 | 1174 | 1254 | 1494 | 3601 | 1479 | 3583 |
| 20 / 508 | 30 / 762 | 84 / 2134 | 1228 | 1317 | 1565 | 3731 | 1549 | 3712 |
| 20 / 508 | 24 / 610 | 90 / 2286 | 1182 | 1279 | 1506 | 3607 | 1491 | 3589 |
| 20 / 508 | 27 / 686 | 90 / 2286 | 1237 | 1346 | 1586 | 3751 | 1570 | 3732 |
| 20 / 508 | 30 / 762 | 90 / 2286 | 1293 | 1415 | 1667 | 3895 | 1650 | 3875 |
| 20 / 508 | 24 / 610 | 96 / 2438 | 1310 | 1434 | 1655 | 3961 | 1638 | 3941 |
| 20 / 508 | 27 / 686 | 96 / 2438 | 1374 | 1513 | 1752 | 4134 | 1734 | 4113 |
| 20 / 508 | 30 / 762 | 96 / 2438 | 1438 | 1593 | 1850 | 4307 | 1831 | 4285 |
| 24 / 610 | 24 / 610 | 84 / 2134 | 1230 | 1301 | 1536 | 3662 | 1520 | 3643 |
| 24 / 610 | 27 / 686 | 84 / 2134 | 1271 | 1351 | 1592 | 3492 | 1576 | 3474 |
| 24 / 610 | 30 / 762 | 84 / 2134 | 1310 | 1399 | 1648 | 3990 | 1631 | 3970 |
| 24 / 610 | 24 / 610 | 90 / 2286 | 1290 | 1387 | 1615 | 3824 | 1599 | 3804 |
| 24 / 610 | 27 / 686 | 90 / 2286 | 1333 | 1442 | 1683 | 3668 | 1666 | 3649 |
| 24 / 610 | 30 / 762 | 90 / 2286 | 1374 | 1496 | 1749 | 4181 | 1731 | 4160 |
| 24 / 610 | 24 / 610 | 96 / 2438 | 1427 | 1551 | 1773 | 4227 | 1755 | 4205 |
| 24 / 610 | 27 / 686 | 96 / 2438 | 1479 | 1618 | 1858 | 4108 | 1839 | 4087 |
| 24 / 610 | 30 / 762 | 96 / 2438 | 1529 | 1684 | 1942 | 4659 | 1922 | 4635 |
| DIMENSIONS | | | 35" BASE CABINET HEIGHT | | | | | |
| | | | 35" BASE CABINET HEIGHT | | | | | |
| D | W | Datum H | SOURCE LAMINATE FRONT | FOUNDATION LAMINATE FRONT | GRADE 2 LAMINATE FRONT | | FLINTWOOD FRONT | |
| | | | Source Laminate | Source Laminate | Source Laminate | Flintwood | Source Laminate | Flintwood |
| 20 / 508 | 24 / 610 | 84 / 2134 | 1117 | 1175 | 1411 | 3406 | 1397 | 3389 |
| 20 / 508 | 27 / 686 | 84 / 2134 | 1168 | 1233 | 1477 | 3524 | 1462 | 3506 |
| 20 / 508 | 30 / 762 | 84 / 2134 | 1217 | 1289 | 1541 | 3642 | 1525 | 3623 |
| 20 / 508 | 24 / 610 | 90 / 2286 | 1175 | 1259 | 1489 | 3541 | 1474 | 3523 |
| 20 / 508 | 27 / 686 | 90 / 2286 | 1226 | 1321 | 1563 | 3677 | 1547 | 3658 |
| 20 / 508 | 30 / 762 | 90 / 2286 | 1276 | 1381 | 1638 | 3814 | 1621 | 3795 |
| 20 / 508 | 24 / 610 | 96 / 2438 | 1232 | 1343 | 1567 | 3678 | 1551 | 3659 |
| 20 / 508 | 27 / 686 | 96 / 2438 | 1284 | 1408 | 1651 | 3832 | 1634 | 3812 |
| 20 / 508 | 30 / 762 | 96 / 2438 | 1335 | 1473 | 1734 | 3985 | 1716 | 3965 |
| 24 / 610 | 24 / 610 | 84 / 2134 | 1203 | 1261 | 1498 | 3741 | 1483 | 3722 |
| 24 / 610 | 27 / 686 | 84 / 2134 | 1244 | 1309 | 1554 | 3568 | 1538 | 3550 |
| 24 / 610 | 30 / 762 | 84 / 2134 | 1283 | 1355 | 1607 | 4065 | 1591 | 4044 |
| 24 / 610 | 24 / 610 | 90 / 2286 | 1260 | 1344 | 1575 | 3628 | 1559 | 3609 |
| 24 / 610 | 27 / 686 | 90 / 2286 | 1304 | 1399 | 1642 | 3456 | 1625 | 3438 |
| 24 / 610 | 30 / 762 | 90 / 2286 | 1344 | 1449 | 1706 | 3953 | 1689 | 3933 |
| 24 / 610 | 24 / 610 | 96 / 2438 | 1318 | 1429 | 1654 | 3915 | 1637 | 3895 |
| 24 / 610 | 27 / 686 | 96 / 2438 | 1363 | 1487 | 1731 | 3769 | 1713 | 3750 |
| 24 / 610 | 30 / 762 | 96 / 2438 | 1406 | 1544 | 1805 | 4293 | 1787 | 4271 |

storage cabinets

Xpress

CEKO

Cabinet Kit for One Appliance – Doors



WHAT'S INCLUDED

1 cabinet, 2 gables with levelers, pulls (as specified), locks and keys (as specified), wall-mounted rail, mounting hardware and adjustable shelf as listed below:

| Adjustable Shelf | Appliance Section Height | | |
|------------------|--------------------------|-----|-----|
| | 69" | 72" | 75" |
| 84" h | 0 | n/a | n/a |
| 90" h | 1 | 1 | 0 |
| 96" h (Shown) | 1 | 1 | 1 |

NOTES

It is the specifier's responsibility to ensure that the appliance clearance complies with the manufacturer's recommendations.

When Flintwood Front Finish is specified, only Not Applicable (NA) Edge Trim Finish is available.

When Stainless (8), Finger Pull (X) or Drilled On-Site – No Pull (Z) Pull Style is specified, Pull Finish is **not** available.

Holes at 1 1/4" intervals allow for shelf adjustment.

Levelers are finished in Chrome.

Additional Shelves for Cabinet (CEACS) **cannot** be specified with this product

When Grade 2 Laminate is specified, the Accent colors are **not** available.

Xpress See *Xpress Program* and/or specification software for finishes availability.

PRODUCT OPTIONS

| Depth | Width | Height | Appliance Section Height | Hinge Style | Front Finish |
|----------------|----------------------------|------------|--------------------------|--------------------------------|--|
| 24, 25, 29, 30 | 28, 30, 32, 34, 36, 38, 40 | 84, 90, 96 | 69, 72, 75 | S Standard – Soft Close | Source Laminate Foundation Laminate Grade 2 Laminate Flintwood (No Cathedral) |

SAMPLE ORDER CODE

| | | | | | |
|----------------|-----------|-----------|-----------|----------|-----------|
| CEKO 24 | 32 | 90 | 72 | S | 3F |
|----------------|-----------|-----------|-----------|----------|-----------|

PRODUCT OPTIONS CONTINUED

| Edge Trim Finish | Case Finish | Gable Finish | Pull Style | | Pull Finish (If Applicable) | Key Style |
|--|---|---|--|---|------------------------------|---|
| Edge Trim Colors NA Not Applicable | Source Laminate Flintwood (No Cathedral) | Source Laminate Grade 2 Laminate Flintwood (No Cathedral) | 1 Standard Expansion 8 Stainless (ADA) 9 Rectangular E Edge – Standard F Edge – Small | M Modern Straight (ADA) S Slim (Shown) X Finger Pull Z Drilled On-Site – No Pull | Foundation Accent Mica | K Keyed Alike R Keyed Randomly N No Lock |

SAMPLE ORDER CODE CONTINUED

| | | | | | |
|-----------|-----------|-----------|----------|-----------|----------|
| 4F | 3F | 3F | S | 52 | R |
|-----------|-----------|-----------|----------|-----------|----------|

See Pricing on the following page.

C E K O

Cabinet Kit for One Appliance – Doors (Continued)

**DIMENSIONS
INCHES / MM**

| D | W | H |
|----------|-----------|-----------|
| 24 / 610 | 28 / 711 | 84 / 2134 |
| 24 / 610 | 30 / 762 | 84 / 2134 |
| 24 / 610 | 32 / 813 | 84 / 2134 |
| 24 / 610 | 34 / 889 | 84 / 2134 |
| 24 / 610 | 36 / 914 | 84 / 2134 |
| 24 / 610 | 38 / 965 | 84 / 2134 |
| 24 / 610 | 40 / 1016 | 84 / 2134 |
| | | |
| 24 / 610 | 28 / 711 | 90 / 2286 |
| 24 / 610 | 30 / 762 | 90 / 2286 |
| 24 / 610 | 32 / 813 | 90 / 2286 |
| 24 / 610 | 34 / 889 | 90 / 2286 |
| 24 / 610 | 36 / 914 | 90 / 2286 |
| 24 / 610 | 38 / 965 | 90 / 2286 |
| 24 / 610 | 40 / 1016 | 90 / 2286 |
| | | |
| 24 / 610 | 28 / 711 | 96 / 2438 |
| 24 / 610 | 30 / 762 | 96 / 2438 |
| 24 / 610 | 32 / 813 | 96 / 2438 |
| 24 / 610 | 34 / 889 | 96 / 2438 |
| 24 / 610 | 36 / 914 | 96 / 2438 |
| 24 / 610 | 38 / 965 | 96 / 2438 |
| 24 / 610 | 40 / 1016 | 96 / 2438 |
| | | |
| 25 / 635 | 28 / 711 | 84 / 2134 |
| 25 / 635 | 30 / 762 | 84 / 2134 |
| 25 / 635 | 32 / 813 | 84 / 2134 |
| 25 / 635 | 34 / 889 | 84 / 2134 |
| 25 / 635 | 36 / 914 | 84 / 2134 |
| 25 / 635 | 38 / 965 | 84 / 2134 |
| 25 / 635 | 40 / 1016 | 84 / 2134 |
| | | |
| 25 / 635 | 28 / 711 | 90 / 2286 |
| 25 / 635 | 30 / 762 | 90 / 2286 |
| 25 / 635 | 32 / 813 | 90 / 2286 |
| 25 / 635 | 34 / 889 | 90 / 2286 |
| 25 / 635 | 36 / 914 | 90 / 2286 |
| 25 / 635 | 38 / 965 | 90 / 2286 |
| 25 / 635 | 40 / 1016 | 90 / 2286 |
| | | |
| 25 / 635 | 28 / 711 | 96 / 2438 |
| 25 / 635 | 30 / 762 | 96 / 2438 |
| 25 / 635 | 32 / 813 | 96 / 2438 |
| 25 / 635 | 34 / 889 | 96 / 2438 |
| 25 / 635 | 36 / 914 | 96 / 2438 |
| 25 / 635 | 38 / 965 | 96 / 2438 |
| 25 / 635 | 40 / 1016 | 96 / 2438 |

PRICING

| 69" APPLIANCE SECTION HEIGHT | | | | | |
|------------------------------|------------------|-----------|---------------------------|------------------|-----------|
| SOURCE LAMINATE FRONT | | | FOUNDATION LAMINATE FRONT | | |
| SOURCE LAMINATE CASE | | | | | |
| GABLE FINISH | | | | | |
| Source Laminate | Grade 2 Laminate | Flintwood | Source Laminate | Grade 2 Laminate | Flintwood |
| 1475 | 2228 | 2900 | 1552 | 2305 | 2977 |
| 1495 | 2248 | 2920 | 1578 | 2331 | 3003 |
| 1516 | 2269 | 2941 | 1604 | 2357 | 3029 |
| 1536 | 2289 | 2961 | 1629 | 2382 | 3054 |
| 1556 | 2309 | 2981 | 1655 | 2408 | 3080 |
| 1577 | 2330 | 3002 | 1681 | 2434 | 3106 |
| 1597 | 2350 | 3022 | 1707 | 2460 | 3132 |
| | | | | | |
| 1653 | 2460 | 3155 | 1761 | 2568 | 3263 |
| 1687 | 2494 | 3189 | 1803 | 2610 | 3305 |
| 1720 | 2527 | 3222 | 1843 | 2650 | 3345 |
| 1756 | 2563 | 3258 | 1886 | 2693 | 3388 |
| 1790 | 2597 | 3292 | 1929 | 2736 | 3431 |
| 1825 | 2632 | 3327 | 1971 | 2778 | 3473 |
| 1860 | 2667 | 3362 | 2014 | 2821 | 3516 |
| | | | | | |
| 1768 | 2628 | 3355 | 1907 | 2767 | 3494 |
| 1804 | 2664 | 3391 | 1953 | 2813 | 3540 |
| 1838 | 2698 | 3425 | 1996 | 2856 | 3583 |
| 1874 | 2734 | 3461 | 2042 | 2902 | 3629 |
| 1910 | 2770 | 3497 | 2088 | 2948 | 3675 |
| 1945 | 2805 | 3532 | 2133 | 2993 | 3720 |
| 1980 | 2840 | 3567 | 2178 | 3038 | 3765 |
| | | | | | |
| 1475 | 2259 | 2900 | 1552 | 2336 | 2977 |
| 1495 | 2279 | 2920 | 1578 | 2362 | 3003 |
| 1516 | 2300 | 2941 | 1604 | 2388 | 3029 |
| 1536 | 2320 | 2961 | 1629 | 2413 | 3054 |
| 1556 | 2340 | 2981 | 1655 | 2439 | 3080 |
| 1577 | 2361 | 3002 | 1681 | 2465 | 3106 |
| 1597 | 2381 | 3022 | 1707 | 2491 | 3132 |
| | | | | | |
| 1653 | 2493 | 3155 | 1761 | 2601 | 3263 |
| 1687 | 2527 | 3189 | 1803 | 2643 | 3305 |
| 1720 | 2560 | 3222 | 1843 | 2683 | 3345 |
| 1756 | 2596 | 3258 | 1886 | 2726 | 3388 |
| 1790 | 2630 | 3292 | 1929 | 2769 | 3431 |
| 1825 | 2665 | 3327 | 1971 | 2811 | 3473 |
| 1860 | 2700 | 3362 | 2014 | 2854 | 3516 |
| | | | | | |
| 1768 | 2664 | 3355 | 1907 | 2803 | 3494 |
| 1804 | 2700 | 3391 | 1953 | 2849 | 3540 |
| 1838 | 2734 | 3425 | 1996 | 2892 | 3583 |
| 1874 | 2770 | 3461 | 2042 | 2938 | 3629 |
| 1910 | 2806 | 3497 | 2088 | 2984 | 3675 |
| 1945 | 2841 | 3532 | 2133 | 3029 | 3720 |
| 1980 | 2876 | 3567 | 2178 | 3074 | 3765 |

Pricing is continued on the following page.

storage cabinets

Xpress

CEKO

Cabinet Kit for One Appliance – Doors (Continued)

DIMENSIONS
INCHES / MM

PRICING

| DIMENSIONS | | | 69" APPLIANCE SECTION HEIGHT | | | | | |
|------------|-----------|-----------|-----------------------------------|------------------|-----------|---------------------------------------|------------------|-----------|
| | | | SOURCE LAMINATE FRONT (CONTINUED) | | | FOUNDATION LAMINATE FRONT (CONTINUED) | | |
| | | | SOURCE LAMINATE CASE | | | | | |
| | | | GABLE FINISH | | | | | |
| D | W | H | Source Laminate | Grade 2 Laminate | Flintwood | Source Laminate | Grade 2 Laminate | Flintwood |
| 29 / 737 | 28 / 711 | 84 / 2134 | 1622 | 2532 | 3268 | 1699 | 2609 | 3345 |
| 29 / 737 | 30 / 762 | 84 / 2134 | 1643 | 2553 | 3289 | 1726 | 2636 | 3372 |
| 29 / 737 | 32 / 813 | 84 / 2134 | 1665 | 2575 | 3311 | 1753 | 2663 | 3399 |
| 29 / 737 | 34 / 889 | 84 / 2134 | 1687 | 2597 | 3333 | 1780 | 2690 | 3426 |
| 29 / 737 | 36 / 914 | 84 / 2134 | 1708 | 2618 | 3354 | 1807 | 2717 | 3453 |
| 29 / 737 | 38 / 965 | 84 / 2134 | 1730 | 2640 | 3376 | 1834 | 2744 | 3480 |
| 29 / 737 | 40 / 1016 | 84 / 2134 | 1751 | 2661 | 3397 | 1861 | 2771 | 3507 |
| 29 / 737 | 28 / 711 | 90 / 2286 | 1826 | 2801 | 3565 | 1934 | 2909 | 3673 |
| 29 / 737 | 30 / 762 | 90 / 2286 | 1862 | 2837 | 3601 | 1978 | 2953 | 3717 |
| 29 / 737 | 32 / 813 | 90 / 2286 | 1900 | 2875 | 3639 | 2023 | 2998 | 3762 |
| 29 / 737 | 34 / 889 | 90 / 2286 | 1938 | 2913 | 3677 | 2068 | 3043 | 3807 |
| 29 / 737 | 36 / 914 | 90 / 2286 | 1974 | 2949 | 3713 | 2113 | 3088 | 3852 |
| 29 / 737 | 38 / 965 | 90 / 2286 | 2012 | 2987 | 3751 | 2158 | 3133 | 3897 |
| 29 / 737 | 40 / 1016 | 90 / 2286 | 2049 | 3024 | 3788 | 2203 | 3178 | 3942 |
| 29 / 737 | 28 / 711 | 96 / 2438 | 1955 | 2994 | 3786 | 2094 | 3133 | 3925 |
| 29 / 737 | 30 / 762 | 96 / 2438 | 1994 | 3033 | 3825 | 2143 | 3182 | 3974 |
| 29 / 737 | 32 / 813 | 96 / 2438 | 2032 | 3071 | 3863 | 2190 | 3229 | 4021 |
| 29 / 737 | 34 / 889 | 96 / 2438 | 2070 | 3109 | 3901 | 2238 | 3277 | 4069 |
| 29 / 737 | 36 / 914 | 96 / 2438 | 2108 | 3147 | 3939 | 2286 | 3325 | 4117 |
| 29 / 737 | 38 / 965 | 96 / 2438 | 2146 | 3185 | 3977 | 2334 | 3373 | 4165 |
| 29 / 737 | 40 / 1016 | 96 / 2438 | 2184 | 3223 | 4015 | 2382 | 3421 | 4213 |
| 30 / 762 | 28 / 711 | 84 / 2134 | 1622 | 2563 | 3268 | 1699 | 2640 | 3345 |
| 30 / 762 | 30 / 762 | 84 / 2134 | 1643 | 2584 | 3289 | 1726 | 2667 | 3372 |
| 30 / 762 | 32 / 813 | 84 / 2134 | 1665 | 2606 | 3311 | 1753 | 2694 | 3399 |
| 30 / 762 | 34 / 889 | 84 / 2134 | 1687 | 2628 | 3333 | 1780 | 2721 | 3426 |
| 30 / 762 | 36 / 914 | 84 / 2134 | 1708 | 2649 | 3354 | 1807 | 2748 | 3453 |
| 30 / 762 | 38 / 965 | 84 / 2134 | 1730 | 2671 | 3376 | 1834 | 2775 | 3480 |
| 30 / 762 | 40 / 1016 | 84 / 2134 | 1751 | 2692 | 3397 | 1861 | 2802 | 3507 |
| 30 / 762 | 28 / 711 | 90 / 2286 | 1826 | 2834 | 3565 | 1934 | 2942 | 3673 |
| 30 / 762 | 30 / 762 | 90 / 2286 | 1862 | 2870 | 3601 | 1978 | 2986 | 3717 |
| 30 / 762 | 32 / 813 | 90 / 2286 | 1900 | 2908 | 3639 | 2023 | 3031 | 3762 |
| 30 / 762 | 34 / 889 | 90 / 2286 | 1938 | 2946 | 3677 | 2068 | 3076 | 3807 |
| 30 / 762 | 36 / 914 | 90 / 2286 | 1974 | 2982 | 3713 | 2113 | 3121 | 3852 |
| 30 / 762 | 38 / 965 | 90 / 2286 | 2012 | 3020 | 3751 | 2158 | 3166 | 3897 |
| 30 / 762 | 40 / 1016 | 90 / 2286 | 2049 | 3057 | 3788 | 2203 | 3211 | 3942 |
| 30 / 762 | 28 / 711 | 96 / 2438 | 1955 | 3030 | 3786 | 2094 | 3169 | 3925 |
| 30 / 762 | 30 / 762 | 96 / 2438 | 1994 | 3069 | 3825 | 2143 | 3218 | 3974 |
| 30 / 762 | 32 / 813 | 96 / 2438 | 2032 | 3107 | 3863 | 2190 | 3265 | 4021 |
| 30 / 762 | 34 / 889 | 96 / 2438 | 2070 | 3145 | 3901 | 2238 | 3313 | 4069 |
| 30 / 762 | 36 / 914 | 96 / 2438 | 2108 | 3183 | 3939 | 2286 | 3361 | 4117 |
| 30 / 762 | 38 / 965 | 96 / 2438 | 2146 | 3221 | 3977 | 2334 | 3409 | 4165 |
| 30 / 762 | 40 / 1016 | 96 / 2438 | 2184 | 3259 | 4015 | 2382 | 3457 | 4213 |

Pricing is continued on the following page.

C E K O

Cabinet Kit for One Appliance – Doors (Continued)

DIMENSIONS
INCHES / MM

| D | W | H |
|----------|-----------|-----------|
| 24 / 610 | 28 / 711 | 84 / 2134 |
| 24 / 610 | 30 / 762 | 84 / 2134 |
| 24 / 610 | 32 / 813 | 84 / 2134 |
| 24 / 610 | 34 / 889 | 84 / 2134 |
| 24 / 610 | 36 / 914 | 84 / 2134 |
| 24 / 610 | 38 / 965 | 84 / 2134 |
| 24 / 610 | 40 / 1016 | 84 / 2134 |
| | | |
| 24 / 610 | 28 / 711 | 90 / 2286 |
| 24 / 610 | 30 / 762 | 90 / 2286 |
| 24 / 610 | 32 / 813 | 90 / 2286 |
| 24 / 610 | 34 / 889 | 90 / 2286 |
| 24 / 610 | 36 / 914 | 90 / 2286 |
| 24 / 610 | 38 / 965 | 90 / 2286 |
| 24 / 610 | 40 / 1016 | 90 / 2286 |
| | | |
| 24 / 610 | 28 / 711 | 96 / 2438 |
| 24 / 610 | 30 / 762 | 96 / 2438 |
| 24 / 610 | 32 / 813 | 96 / 2438 |
| 24 / 610 | 34 / 889 | 96 / 2438 |
| 24 / 610 | 36 / 914 | 96 / 2438 |
| 24 / 610 | 38 / 965 | 96 / 2438 |
| 24 / 610 | 40 / 1016 | 96 / 2438 |
| | | |
| 25 / 635 | 28 / 711 | 84 / 2134 |
| 25 / 635 | 30 / 762 | 84 / 2134 |
| 25 / 635 | 32 / 813 | 84 / 2134 |
| 25 / 635 | 34 / 889 | 84 / 2134 |
| 25 / 635 | 36 / 914 | 84 / 2134 |
| 25 / 635 | 38 / 965 | 84 / 2134 |
| 25 / 635 | 40 / 1016 | 84 / 2134 |
| | | |
| 25 / 635 | 28 / 711 | 90 / 2286 |
| 25 / 635 | 30 / 762 | 90 / 2286 |
| 25 / 635 | 32 / 813 | 90 / 2286 |
| 25 / 635 | 34 / 889 | 90 / 2286 |
| 25 / 635 | 36 / 914 | 90 / 2286 |
| 25 / 635 | 38 / 965 | 90 / 2286 |
| 25 / 635 | 40 / 1016 | 90 / 2286 |
| | | |
| 25 / 635 | 28 / 711 | 96 / 2438 |
| 25 / 635 | 30 / 762 | 96 / 2438 |
| 25 / 635 | 32 / 813 | 96 / 2438 |
| 25 / 635 | 34 / 889 | 96 / 2438 |
| 25 / 635 | 36 / 914 | 96 / 2438 |
| 25 / 635 | 38 / 965 | 96 / 2438 |
| 25 / 635 | 40 / 1016 | 96 / 2438 |

PRICING

| 69" APPLIANCE SECTION HEIGHT | | | | | |
|------------------------------|------------------|-----------|-----------------|------------------|-----------|
| GRADE 2 LAMINATE FRONT | | | | | |
| SOURCE LAMINATE CASE | | | FLINTWOOD CASE | | |
| GABLE FINISH | | | | | |
| Source Laminate | Grade 2 Laminate | Flintwood | Source Laminate | Grade 2 Laminate | Flintwood |
| 1665 | 2418 | 3090 | 2887 | 3640 | 4312 |
| 1688 | 2441 | 3113 | 2929 | 3682 | 4354 |
| 1712 | 2465 | 3137 | 2972 | 3725 | 4397 |
| 1734 | 2487 | 3159 | 3014 | 3767 | 4439 |
| 1757 | 2510 | 3182 | 3056 | 3809 | 4481 |
| 1780 | 2533 | 3205 | 3097 | 3850 | 4522 |
| 1804 | 2557 | 3229 | 3140 | 3893 | 4565 |
| | | | | | |
| 1866 | 2673 | 3368 | 3352 | 4159 | 4854 |
| 1905 | 2712 | 3407 | 3409 | 4216 | 4911 |
| 1943 | 2750 | 3445 | 3469 | 4276 | 4971 |
| 1982 | 2789 | 3484 | 3527 | 4334 | 5029 |
| 2022 | 2829 | 3524 | 3587 | 4394 | 5089 |
| 2061 | 2868 | 3563 | 3647 | 4454 | 5149 |
| 2100 | 2907 | 3602 | 3705 | 4512 | 5207 |
| | | | | | |
| 2010 | 2870 | 3597 | 3547 | 4407 | 5134 |
| 2053 | 2913 | 3640 | 3612 | 4472 | 5199 |
| 2094 | 2954 | 3681 | 3678 | 4538 | 5265 |
| 2137 | 2997 | 3724 | 3745 | 4605 | 5332 |
| 2180 | 3040 | 3767 | 3811 | 4671 | 5398 |
| 2222 | 3082 | 3809 | 3878 | 4738 | 5465 |
| 2265 | 3125 | 3852 | 3945 | 4805 | 5532 |
| | | | | | |
| 1665 | 2449 | 3090 | 2887 | 3671 | 4312 |
| 1688 | 2472 | 3113 | 2929 | 3713 | 4354 |
| 1712 | 2496 | 3137 | 2972 | 3756 | 4397 |
| 1734 | 2518 | 3159 | 3014 | 3798 | 4439 |
| 1757 | 2541 | 3182 | 3056 | 3840 | 4481 |
| 1780 | 2564 | 3205 | 3097 | 3881 | 4522 |
| 1804 | 2588 | 3229 | 3140 | 3924 | 4565 |
| | | | | | |
| 1866 | 2706 | 3368 | 3352 | 4192 | 4854 |
| 1905 | 2745 | 3407 | 3409 | 4249 | 4911 |
| 1943 | 2783 | 3445 | 3469 | 4309 | 4971 |
| 1982 | 2822 | 3484 | 3527 | 4367 | 5029 |
| 2022 | 2862 | 3524 | 3587 | 4427 | 5089 |
| 2061 | 2901 | 3563 | 3647 | 4487 | 5149 |
| 2100 | 2940 | 3602 | 3705 | 4545 | 5207 |
| | | | | | |
| 2010 | 2906 | 3597 | 3547 | 4443 | 5134 |
| 2053 | 2949 | 3640 | 3612 | 4508 | 5199 |
| 2094 | 2990 | 3681 | 3678 | 4574 | 5265 |
| 2137 | 3033 | 3724 | 3745 | 4641 | 5332 |
| 2180 | 3076 | 3767 | 3811 | 4707 | 5398 |
| 2222 | 3118 | 3809 | 3878 | 4774 | 5465 |
| 2265 | 3161 | 3852 | 3945 | 4841 | 5532 |

Pricing is continued on the following page.

storage cabinets

Xpress

CEKO

Cabinet Kit for One Appliance – Doors (Continued)

DIMENSIONS
INCHES / MM

PRICING

| DIMENSIONS | | | PRICING | | | | | |
|------------|-----------|-----------|------------------------------------|------------------|-----------|-----------------|------------------|-----------|
| | | | 69" APPLIANCE SECTION HEIGHT | | | | | |
| | | | GRADE 2 LAMINATE FRONT (CONTINUED) | | | | | |
| | | | SOURCE LAMINATE CASE | | | FLINTWOOD CASE | | |
| | | | GABLE FINISH | | | | | |
| D | W | H | Source Laminate | Grade 2 Laminate | Flintwood | Source Laminate | Grade 2 Laminate | Flintwood |
| 29 / 737 | 28 / 711 | 84 / 2134 | 1814 | 2724 | 3460 | 3079 | 3989 | 4725 |
| 29 / 737 | 30 / 762 | 84 / 2134 | 1838 | 2748 | 3484 | 3133 | 4043 | 4779 |
| 29 / 737 | 32 / 813 | 84 / 2134 | 1862 | 2772 | 3508 | 3188 | 4098 | 4834 |
| 29 / 737 | 34 / 889 | 84 / 2134 | 1886 | 2796 | 3532 | 3242 | 4152 | 4888 |
| 29 / 737 | 36 / 914 | 84 / 2134 | 1911 | 2821 | 3557 | 3297 | 4207 | 4943 |
| 29 / 737 | 38 / 965 | 84 / 2134 | 1935 | 2845 | 3581 | 3351 | 4261 | 4997 |
| 29 / 737 | 40 / 1016 | 84 / 2134 | 1959 | 2869 | 3605 | 3406 | 4316 | 5052 |
| 29 / 737 | 28 / 711 | 90 / 2286 | 2041 | 3016 | 3780 | 3593 | 4568 | 5332 |
| 29 / 737 | 30 / 762 | 90 / 2286 | 2082 | 3057 | 3821 | 3670 | 4645 | 5409 |
| 29 / 737 | 32 / 813 | 90 / 2286 | 2125 | 3100 | 3864 | 3749 | 4724 | 5488 |
| 29 / 737 | 34 / 889 | 90 / 2286 | 2166 | 3141 | 3905 | 3826 | 4801 | 5565 |
| 29 / 737 | 36 / 914 | 90 / 2286 | 2208 | 3183 | 3947 | 3904 | 4879 | 5643 |
| 29 / 737 | 38 / 965 | 90 / 2286 | 2250 | 3225 | 3989 | 3981 | 4956 | 5720 |
| 29 / 737 | 40 / 1016 | 90 / 2286 | 2291 | 3266 | 4030 | 4058 | 5033 | 5797 |
| 29 / 737 | 28 / 711 | 96 / 2438 | 2199 | 3238 | 4030 | 3832 | 4871 | 5663 |
| 29 / 737 | 30 / 762 | 96 / 2438 | 2245 | 3284 | 4076 | 3916 | 4955 | 5747 |
| 29 / 737 | 32 / 813 | 96 / 2438 | 2290 | 3329 | 4121 | 4002 | 5041 | 5833 |
| 29 / 737 | 34 / 889 | 96 / 2438 | 2335 | 3374 | 4166 | 4087 | 5126 | 5918 |
| 29 / 737 | 36 / 914 | 96 / 2438 | 2380 | 3419 | 4211 | 4172 | 5211 | 6003 |
| 29 / 737 | 38 / 965 | 96 / 2438 | 2425 | 3464 | 4256 | 4257 | 5296 | 6088 |
| 29 / 737 | 40 / 1016 | 96 / 2438 | 2471 | 3510 | 4302 | 4342 | 5381 | 6173 |
| 30 / 762 | 28 / 711 | 84 / 2134 | 1814 | 2755 | 3460 | 3079 | 4020 | 4725 |
| 30 / 762 | 30 / 762 | 84 / 2134 | 1838 | 2779 | 3484 | 3133 | 4074 | 4779 |
| 30 / 762 | 32 / 813 | 84 / 2134 | 1862 | 2803 | 3508 | 3188 | 4129 | 4834 |
| 30 / 762 | 34 / 889 | 84 / 2134 | 1886 | 2827 | 3532 | 3242 | 4183 | 4888 |
| 30 / 762 | 36 / 914 | 84 / 2134 | 1911 | 2852 | 3557 | 3297 | 4238 | 4943 |
| 30 / 762 | 38 / 965 | 84 / 2134 | 1935 | 2876 | 3581 | 3351 | 4292 | 4997 |
| 30 / 762 | 40 / 1016 | 84 / 2134 | 1959 | 2900 | 3605 | 3406 | 4347 | 5052 |
| 30 / 762 | 28 / 711 | 90 / 2286 | 2041 | 3049 | 3780 | 3593 | 4601 | 5332 |
| 30 / 762 | 30 / 762 | 90 / 2286 | 2082 | 3090 | 3821 | 3670 | 4678 | 5409 |
| 30 / 762 | 32 / 813 | 90 / 2286 | 2125 | 3133 | 3864 | 3749 | 4757 | 5488 |
| 30 / 762 | 34 / 889 | 90 / 2286 | 2166 | 3174 | 3905 | 3826 | 4834 | 5565 |
| 30 / 762 | 36 / 914 | 90 / 2286 | 2208 | 3216 | 3947 | 3904 | 4912 | 5643 |
| 30 / 762 | 38 / 965 | 90 / 2286 | 2250 | 3258 | 3989 | 3981 | 4989 | 5720 |
| 30 / 762 | 40 / 1016 | 90 / 2286 | 2291 | 3299 | 4030 | 4058 | 5066 | 5797 |
| 30 / 762 | 28 / 711 | 96 / 2438 | 2199 | 3274 | 4030 | 3832 | 4907 | 5663 |
| 30 / 762 | 30 / 762 | 96 / 2438 | 2245 | 3320 | 4076 | 3916 | 4991 | 5747 |
| 30 / 762 | 32 / 813 | 96 / 2438 | 2290 | 3365 | 4121 | 4002 | 5077 | 5833 |
| 30 / 762 | 34 / 889 | 96 / 2438 | 2335 | 3410 | 4166 | 4087 | 5162 | 5918 |
| 30 / 762 | 36 / 914 | 96 / 2438 | 2380 | 3455 | 4211 | 4172 | 5247 | 6003 |
| 30 / 762 | 38 / 965 | 96 / 2438 | 2425 | 3500 | 4256 | 4257 | 5332 | 6088 |
| 30 / 762 | 40 / 1016 | 96 / 2438 | 2471 | 3546 | 4302 | 4342 | 5417 | 6173 |

Pricing is continued on the following page.

C E K O

Cabinet Kit for One Appliance – Doors (Continued)

DIMENSIONS
INCHES / MM

| D | W | H |
|----------|-----------|-----------|
| 24 / 610 | 28 / 711 | 84 / 2134 |
| 24 / 610 | 30 / 762 | 84 / 2134 |
| 24 / 610 | 32 / 813 | 84 / 2134 |
| 24 / 610 | 34 / 889 | 84 / 2134 |
| 24 / 610 | 36 / 914 | 84 / 2134 |
| 24 / 610 | 38 / 965 | 84 / 2134 |
| 24 / 610 | 40 / 1016 | 84 / 2134 |
| | | |
| 24 / 610 | 28 / 711 | 90 / 2286 |
| 24 / 610 | 30 / 762 | 90 / 2286 |
| 24 / 610 | 32 / 813 | 90 / 2286 |
| 24 / 610 | 34 / 889 | 90 / 2286 |
| 24 / 610 | 36 / 914 | 90 / 2286 |
| 24 / 610 | 38 / 965 | 90 / 2286 |
| 24 / 610 | 40 / 1016 | 90 / 2286 |
| | | |
| 24 / 610 | 28 / 711 | 96 / 2438 |
| 24 / 610 | 30 / 762 | 96 / 2438 |
| 24 / 610 | 32 / 813 | 96 / 2438 |
| 24 / 610 | 34 / 889 | 96 / 2438 |
| 24 / 610 | 36 / 914 | 96 / 2438 |
| 24 / 610 | 38 / 965 | 96 / 2438 |
| 24 / 610 | 40 / 1016 | 96 / 2438 |
| | | |
| 25 / 635 | 28 / 711 | 84 / 2134 |
| 25 / 635 | 30 / 762 | 84 / 2134 |
| 25 / 635 | 32 / 813 | 84 / 2134 |
| 25 / 635 | 34 / 889 | 84 / 2134 |
| 25 / 635 | 36 / 914 | 84 / 2134 |
| 25 / 635 | 38 / 965 | 84 / 2134 |
| 25 / 635 | 40 / 1016 | 84 / 2134 |
| | | |
| 25 / 635 | 28 / 711 | 90 / 2286 |
| 25 / 635 | 30 / 762 | 90 / 2286 |
| 25 / 635 | 32 / 813 | 90 / 2286 |
| 25 / 635 | 34 / 889 | 90 / 2286 |
| 25 / 635 | 36 / 914 | 90 / 2286 |
| 25 / 635 | 38 / 965 | 90 / 2286 |
| 25 / 635 | 40 / 1016 | 90 / 2286 |
| | | |
| 25 / 635 | 28 / 711 | 96 / 2438 |
| 25 / 635 | 30 / 762 | 96 / 2438 |
| 25 / 635 | 32 / 813 | 96 / 2438 |
| 25 / 635 | 34 / 889 | 96 / 2438 |
| 25 / 635 | 36 / 914 | 96 / 2438 |
| 25 / 635 | 38 / 965 | 96 / 2438 |
| 25 / 635 | 40 / 1016 | 96 / 2438 |

PRICING

| 69" APPLIANCE SECTION HEIGHT | | | | | |
|------------------------------|------------------|-----------|-----------------|------------------|-----------|
| FLINTWOOD FRONT | | | | | |
| SOURCE LAMINATE CASE | | | FLINTWOOD CASE | | |
| GABLE FINISH | | | | | |
| Source Laminate | Grade 2 Laminate | Flintwood | Source Laminate | Grade 2 Laminate | Flintwood |
| 1649 | 2402 | 3074 | 2873 | 3626 | 4298 |
| 1671 | 2424 | 3096 | 2914 | 3667 | 4339 |
| 1695 | 2448 | 3120 | 2957 | 3710 | 4382 |
| 1717 | 2470 | 3142 | 2999 | 3752 | 4424 |
| 1740 | 2493 | 3165 | 3041 | 3794 | 4466 |
| 1763 | 2516 | 3188 | 3082 | 3835 | 4507 |
| 1786 | 2539 | 3211 | 3124 | 3877 | 4549 |
| | | | | | |
| 1848 | 2655 | 3350 | 3335 | 4142 | 4837 |
| 1886 | 2693 | 3388 | 3392 | 4199 | 4894 |
| 1924 | 2731 | 3426 | 3452 | 4259 | 4954 |
| 1963 | 2770 | 3465 | 3510 | 4317 | 5012 |
| 2002 | 2809 | 3504 | 3569 | 4376 | 5071 |
| 2041 | 2848 | 3543 | 3629 | 4436 | 5131 |
| 2079 | 2886 | 3581 | 3686 | 4493 | 5188 |
| | | | | | |
| 1990 | 2850 | 3577 | 3529 | 4389 | 5116 |
| 2032 | 2892 | 3619 | 3594 | 4454 | 5181 |
| 2073 | 2933 | 3660 | 3660 | 4520 | 5247 |
| 2116 | 2976 | 3703 | 3727 | 4587 | 5314 |
| 2158 | 3018 | 3745 | 3792 | 4652 | 5379 |
| 2200 | 3060 | 3787 | 3859 | 4719 | 5446 |
| 2242 | 3102 | 3829 | 3925 | 4785 | 5512 |
| | | | | | |
| 1649 | 2433 | 3074 | 2873 | 3657 | 4298 |
| 1671 | 2455 | 3096 | 2914 | 3698 | 4339 |
| 1695 | 2479 | 3120 | 2957 | 3741 | 4382 |
| 1717 | 2501 | 3142 | 2999 | 3783 | 4424 |
| 1740 | 2524 | 3165 | 3041 | 3825 | 4466 |
| 1763 | 2547 | 3188 | 3082 | 3866 | 4507 |
| 1786 | 2570 | 3211 | 3124 | 3908 | 4549 |
| | | | | | |
| 1848 | 2688 | 3350 | 3335 | 4175 | 4837 |
| 1886 | 2726 | 3388 | 3392 | 4232 | 4894 |
| 1924 | 2764 | 3426 | 3452 | 4292 | 4954 |
| 1963 | 2803 | 3465 | 3510 | 4350 | 5012 |
| 2002 | 2842 | 3504 | 3569 | 4409 | 5071 |
| 2041 | 2881 | 3543 | 3629 | 4469 | 5131 |
| 2079 | 2919 | 3581 | 3686 | 4526 | 5188 |
| | | | | | |
| 1990 | 2886 | 3577 | 3529 | 4425 | 5116 |
| 2032 | 2928 | 3619 | 3594 | 4490 | 5181 |
| 2073 | 2969 | 3660 | 3660 | 4556 | 5247 |
| 2116 | 3012 | 3703 | 3727 | 4623 | 5314 |
| 2158 | 3054 | 3745 | 3792 | 4688 | 5379 |
| 2200 | 3096 | 3787 | 3859 | 4755 | 5446 |
| 2242 | 3138 | 3829 | 3925 | 4821 | 5512 |

Pricing is continued on the following page.

storage cabinets

Xpress

CEKO

Cabinet Kit for One Appliance – Doors (Continued)

DIMENSIONS
INCHES / MM

PRICING

| DIMENSIONS | | | PRICING | | | | | |
|------------|-----------|-----------|------------------------------|------------------|-----------|-----------------|------------------|-----------|
| | | | 69" APPLIANCE SECTION HEIGHT | | | | | |
| | | | FLINTWOOD FRONT (CONTINUED) | | | | | |
| | | | SOURCE LAMINATE CASE | | | FLINTWOOD CASE | | |
| | | | GABLE FINISH | | | | | |
| D | W | H | Source Laminate | Grade 2 Laminate | Flintwood | Source Laminate | Grade 2 Laminate | Flintwood |
| 29 / 737 | 28 / 711 | 84 / 2134 | 1796 | 2706 | 3442 | 3064 | 3974 | 4710 |
| 29 / 737 | 30 / 762 | 84 / 2134 | 1819 | 2729 | 3465 | 3117 | 4027 | 4763 |
| 29 / 737 | 32 / 813 | 84 / 2134 | 1844 | 2754 | 3490 | 3172 | 4082 | 4818 |
| 29 / 737 | 34 / 889 | 84 / 2134 | 1868 | 2778 | 3514 | 3226 | 4136 | 4872 |
| 29 / 737 | 36 / 914 | 84 / 2134 | 1892 | 2802 | 3538 | 3281 | 4191 | 4927 |
| 29 / 737 | 38 / 965 | 84 / 2134 | 1916 | 2826 | 3562 | 3335 | 4245 | 4981 |
| 29 / 737 | 40 / 1016 | 84 / 2134 | 1940 | 2850 | 3586 | 3389 | 4299 | 5035 |
| 29 / 737 | 28 / 711 | 90 / 2286 | 2021 | 2996 | 3760 | 3575 | 4550 | 5314 |
| 29 / 737 | 30 / 762 | 90 / 2286 | 2061 | 3036 | 3800 | 3651 | 4626 | 5390 |
| 29 / 737 | 32 / 813 | 90 / 2286 | 2104 | 3079 | 3843 | 3730 | 4705 | 5469 |
| 29 / 737 | 34 / 889 | 90 / 2286 | 2145 | 3120 | 3884 | 3807 | 4782 | 5546 |
| 29 / 737 | 36 / 914 | 90 / 2286 | 2186 | 3161 | 3925 | 3885 | 4860 | 5624 |
| 29 / 737 | 38 / 965 | 90 / 2286 | 2228 | 3203 | 3967 | 3962 | 4937 | 5701 |
| 29 / 737 | 40 / 1016 | 90 / 2286 | 2268 | 3243 | 4007 | 4038 | 5013 | 5777 |
| 29 / 737 | 28 / 711 | 96 / 2438 | 2177 | 3216 | 4008 | 3813 | 4852 | 5644 |
| 29 / 737 | 30 / 762 | 96 / 2438 | 2222 | 3261 | 4053 | 3896 | 4935 | 5727 |
| 29 / 737 | 32 / 813 | 96 / 2438 | 2267 | 3306 | 4098 | 3982 | 5021 | 5813 |
| 29 / 737 | 34 / 889 | 96 / 2438 | 2312 | 3351 | 4143 | 4067 | 5106 | 5898 |
| 29 / 737 | 36 / 914 | 96 / 2438 | 2356 | 3395 | 4187 | 4151 | 5190 | 5982 |
| 29 / 737 | 38 / 965 | 96 / 2438 | 2401 | 3440 | 4232 | 4236 | 5275 | 6067 |
| 29 / 737 | 40 / 1016 | 96 / 2438 | 2446 | 3485 | 4277 | 4320 | 5359 | 6151 |
| 30 / 762 | 28 / 711 | 84 / 2134 | 1796 | 2737 | 3442 | 3064 | 4005 | 4710 |
| 30 / 762 | 30 / 762 | 84 / 2134 | 1819 | 2760 | 3465 | 3117 | 4058 | 4763 |
| 30 / 762 | 32 / 813 | 84 / 2134 | 1844 | 2785 | 3490 | 3172 | 4113 | 4818 |
| 30 / 762 | 34 / 889 | 84 / 2134 | 1868 | 2809 | 3514 | 3226 | 4167 | 4872 |
| 30 / 762 | 36 / 914 | 84 / 2134 | 1892 | 2833 | 3538 | 3281 | 4222 | 4927 |
| 30 / 762 | 38 / 965 | 84 / 2134 | 1916 | 2857 | 3562 | 3335 | 4276 | 4981 |
| 30 / 762 | 40 / 1016 | 84 / 2134 | 1940 | 2881 | 3586 | 3389 | 4330 | 5035 |
| 30 / 762 | 28 / 711 | 90 / 2286 | 2021 | 3029 | 3760 | 3575 | 4583 | 5314 |
| 30 / 762 | 30 / 762 | 90 / 2286 | 2061 | 3069 | 3800 | 3651 | 4659 | 5390 |
| 30 / 762 | 32 / 813 | 90 / 2286 | 2104 | 3112 | 3843 | 3730 | 4738 | 5469 |
| 30 / 762 | 34 / 889 | 90 / 2286 | 2145 | 3153 | 3884 | 3807 | 4815 | 5546 |
| 30 / 762 | 36 / 914 | 90 / 2286 | 2186 | 3194 | 3925 | 3885 | 4893 | 5624 |
| 30 / 762 | 38 / 965 | 90 / 2286 | 2228 | 3236 | 3967 | 3962 | 4970 | 5701 |
| 30 / 762 | 40 / 1016 | 90 / 2286 | 2268 | 3276 | 4007 | 4038 | 5046 | 5777 |
| 30 / 762 | 28 / 711 | 96 / 2438 | 2177 | 3252 | 4008 | 3813 | 4888 | 5644 |
| 30 / 762 | 30 / 762 | 96 / 2438 | 2222 | 3297 | 4053 | 3896 | 4971 | 5727 |
| 30 / 762 | 32 / 813 | 96 / 2438 | 2267 | 3342 | 4098 | 3982 | 5057 | 5813 |
| 30 / 762 | 34 / 889 | 96 / 2438 | 2312 | 3387 | 4143 | 4067 | 5142 | 5898 |
| 30 / 762 | 36 / 914 | 96 / 2438 | 2356 | 3431 | 4187 | 4151 | 5226 | 5982 |
| 30 / 762 | 38 / 965 | 96 / 2438 | 2401 | 3476 | 4232 | 4236 | 5311 | 6067 |
| 30 / 762 | 40 / 1016 | 96 / 2438 | 2446 | 3521 | 4277 | 4320 | 5395 | 6151 |

Pricing is continued on the following page.

C E K O

Cabinet Kit for One Appliance – Doors (Continued)

DIMENSIONS
INCHES / MM

| D | W | H |
|----------|-----------|-----------|
| 24 / 610 | 28 / 711 | 90 / 2286 |
| 24 / 610 | 30 / 762 | 90 / 2286 |
| 24 / 610 | 32 / 813 | 90 / 2286 |
| 24 / 610 | 34 / 889 | 90 / 2286 |
| 24 / 610 | 36 / 914 | 90 / 2286 |
| 24 / 610 | 38 / 965 | 90 / 2286 |
| 24 / 610 | 40 / 1016 | 90 / 2286 |
| | | |
| 24 / 610 | 28 / 711 | 96 / 2438 |
| 24 / 610 | 30 / 762 | 96 / 2438 |
| 24 / 610 | 32 / 813 | 96 / 2438 |
| 24 / 610 | 34 / 889 | 96 / 2438 |
| 24 / 610 | 36 / 914 | 96 / 2438 |
| 24 / 610 | 38 / 965 | 96 / 2438 |
| 24 / 610 | 40 / 1016 | 96 / 2438 |
| | | |
| 25 / 635 | 28 / 711 | 90 / 2286 |
| 25 / 635 | 30 / 762 | 90 / 2286 |
| 25 / 635 | 32 / 813 | 90 / 2286 |
| 25 / 635 | 34 / 889 | 90 / 2286 |
| 25 / 635 | 36 / 914 | 90 / 2286 |
| 25 / 635 | 38 / 965 | 90 / 2286 |
| 25 / 635 | 40 / 1016 | 90 / 2286 |
| | | |
| 25 / 635 | 28 / 711 | 96 / 2438 |
| 25 / 635 | 30 / 762 | 96 / 2438 |
| 25 / 635 | 32 / 813 | 96 / 2438 |
| 25 / 635 | 34 / 889 | 96 / 2438 |
| 25 / 635 | 36 / 914 | 96 / 2438 |
| 25 / 635 | 38 / 965 | 96 / 2438 |
| 25 / 635 | 40 / 1016 | 96 / 2438 |
| | | |
| 29 / 737 | 28 / 711 | 90 / 2286 |
| 29 / 737 | 30 / 762 | 90 / 2286 |
| 29 / 737 | 32 / 813 | 90 / 2286 |
| 29 / 737 | 34 / 889 | 90 / 2286 |
| 29 / 737 | 36 / 914 | 90 / 2286 |
| 29 / 737 | 38 / 965 | 90 / 2286 |
| 29 / 737 | 40 / 1016 | 90 / 2286 |
| | | |
| 29 / 737 | 28 / 711 | 96 / 2438 |
| 29 / 737 | 30 / 762 | 96 / 2438 |
| 29 / 737 | 32 / 813 | 96 / 2438 |
| 29 / 737 | 34 / 889 | 96 / 2438 |
| 29 / 737 | 36 / 914 | 96 / 2438 |
| 29 / 737 | 38 / 965 | 96 / 2438 |
| 29 / 737 | 40 / 1016 | 96 / 2438 |

PRICING

| 72" APPLIANCE SECTION HEIGHT | | | | | |
|------------------------------|------------------|-----------|---------------------------|------------------|-----------|
| SOURCE LAMINATE FRONT | | | FOUNDATION LAMINATE FRONT | | |
| SOURCE LAMINATE CASE | | | | | |
| GABLE FINISH | | | | | |
| Source Laminate | Grade 2 Laminate | Flintwood | Source Laminate | Grade 2 Laminate | Flintwood |
| 1542 | 2349 | 3044 | 1634 | 2441 | 3136 |
| 1566 | 2373 | 3068 | 1666 | 2473 | 3168 |
| 1591 | 2398 | 3093 | 1697 | 2504 | 3199 |
| 1614 | 2421 | 3116 | 1726 | 2533 | 3228 |
| 1638 | 2445 | 3140 | 1757 | 2564 | 3259 |
| 1663 | 2470 | 3165 | 1788 | 2595 | 3290 |
| 1686 | 2493 | 3188 | 1818 | 2625 | 3320 |
| | | | | | |
| 1729 | 2589 | 3316 | 1852 | 2712 | 3439 |
| 1764 | 2624 | 3351 | 1897 | 2757 | 3484 |
| 1798 | 2658 | 3385 | 1939 | 2799 | 3526 |
| 1834 | 2694 | 3421 | 1983 | 2843 | 3570 |
| 1869 | 2729 | 3456 | 2028 | 2888 | 3615 |
| 1904 | 2764 | 3491 | 2071 | 2931 | 3658 |
| 1940 | 2800 | 3527 | 2116 | 2976 | 3703 |
| | | | | | |
| 1542 | 2382 | 3044 | 1634 | 2474 | 3136 |
| 1566 | 2406 | 3068 | 1666 | 2506 | 3168 |
| 1591 | 2431 | 3093 | 1697 | 2537 | 3199 |
| 1614 | 2454 | 3116 | 1726 | 2566 | 3228 |
| 1638 | 2478 | 3140 | 1757 | 2597 | 3259 |
| 1663 | 2503 | 3165 | 1788 | 2628 | 3290 |
| 1686 | 2526 | 3188 | 1818 | 2658 | 3320 |
| | | | | | |
| 1729 | 2625 | 3316 | 1852 | 2748 | 3439 |
| 1764 | 2660 | 3351 | 1897 | 2793 | 3484 |
| 1798 | 2694 | 3385 | 1939 | 2835 | 3526 |
| 1834 | 2730 | 3421 | 1983 | 2879 | 3570 |
| 1869 | 2765 | 3456 | 2028 | 2924 | 3615 |
| 1904 | 2800 | 3491 | 2071 | 2967 | 3658 |
| 1940 | 2836 | 3527 | 2116 | 3012 | 3703 |
| | | | | | |
| 1697 | 2672 | 3436 | 1789 | 2764 | 352 |
| 1722 | 2697 | 3461 | 1822 | 2797 | 3561 |
| 1749 | 2724 | 3488 | 1855 | 2830 | 3594 |
| 1774 | 2749 | 3513 | 1886 | 2861 | 3625 |
| 1799 | 2774 | 3538 | 1918 | 2893 | 3657 |
| 1825 | 2800 | 3564 | 1950 | 2925 | 3689 |
| 1849 | 2824 | 3588 | 1981 | 2956 | 3720 |
| | | | | | |
| 1912 | 2951 | 3743 | 2035 | 3074 | 3866 |
| 1950 | 2989 | 3781 | 2083 | 3122 | 3914 |
| 1988 | 3027 | 3819 | 2129 | 3168 | 3960 |
| 2025 | 3064 | 3856 | 2174 | 3213 | 4005 |
| 2063 | 3102 | 3894 | 2222 | 3261 | 4053 |
| 2101 | 3140 | 3932 | 2268 | 3307 | 4099 |
| 2139 | 3178 | 3970 | 2315 | 3354 | 4146 |

Pricing is continued on the following page.

storage cabinets

Xpress

CEKO

Cabinet Kit for One Appliance – Doors (Continued)

DIMENSIONS
INCHES / MM

| D | W | H |
|----------|-----------|-----------|
| 30 / 762 | 28 / 711 | 90 / 2286 |
| 30 / 762 | 30 / 762 | 90 / 2286 |
| 30 / 762 | 32 / 813 | 90 / 2286 |
| 30 / 762 | 34 / 889 | 90 / 2286 |
| 30 / 762 | 36 / 914 | 90 / 2286 |
| 30 / 762 | 38 / 965 | 90 / 2286 |
| 30 / 762 | 40 / 1016 | 90 / 2286 |
| 30 / 762 | 28 / 711 | 96 / 2438 |
| 30 / 762 | 30 / 762 | 96 / 2438 |
| 30 / 762 | 32 / 813 | 96 / 2438 |
| 30 / 762 | 34 / 889 | 96 / 2438 |
| 30 / 762 | 36 / 914 | 96 / 2438 |
| 30 / 762 | 38 / 965 | 96 / 2438 |
| 30 / 762 | 40 / 1016 | 96 / 2438 |

| | | |
|----------|-----------|-----------|
| 24 / 610 | 28 / 711 | 90 / 2286 |
| 24 / 610 | 30 / 762 | 90 / 2286 |
| 24 / 610 | 32 / 813 | 90 / 2286 |
| 24 / 610 | 34 / 889 | 90 / 2286 |
| 24 / 610 | 36 / 914 | 90 / 2286 |
| 24 / 610 | 38 / 965 | 90 / 2286 |
| 24 / 610 | 40 / 1016 | 90 / 2286 |

| | | |
|----------|-----------|-----------|
| 24 / 610 | 28 / 711 | 96 / 2438 |
| 24 / 610 | 30 / 762 | 96 / 2438 |
| 24 / 610 | 32 / 813 | 96 / 2438 |
| 24 / 610 | 34 / 889 | 96 / 2438 |
| 24 / 610 | 36 / 914 | 96 / 2438 |
| 24 / 610 | 38 / 965 | 96 / 2438 |
| 24 / 610 | 40 / 1016 | 96 / 2438 |

| | | |
|----------|-----------|-----------|
| 25 / 635 | 28 / 711 | 90 / 2286 |
| 25 / 635 | 30 / 762 | 90 / 2286 |
| 25 / 635 | 32 / 813 | 90 / 2286 |
| 25 / 635 | 34 / 889 | 90 / 2286 |
| 25 / 635 | 36 / 914 | 90 / 2286 |
| 25 / 635 | 38 / 965 | 90 / 2286 |
| 25 / 635 | 40 / 1016 | 90 / 2286 |

PRICING

72" APPLIANCE SECTION HEIGHT

SOURCE LAMINATE FRONT (CONTINUED)

SOURCE LAMINATE CASE

GABLE FINISH

| Source Laminate | Grade 2 Laminate | Flintwood |
|-----------------|------------------|-----------|
| 1697 | 2705 | 3436 |
| 1722 | 2730 | 3461 |
| 1749 | 2757 | 3488 |
| 1774 | 2782 | 3513 |
| 1799 | 2807 | 3538 |
| 1825 | 2833 | 3564 |
| 1849 | 2857 | 3588 |
| 1912 | 2987 | 3743 |
| 1950 | 3025 | 3781 |
| 1988 | 3063 | 3819 |
| 2025 | 3100 | 3856 |
| 2063 | 3138 | 3894 |
| 2101 | 3176 | 3932 |
| 2139 | 3214 | 3970 |

FOUNDATION LAMINATE FRONT (CONTINUED)

| Source Laminate | Grade 2 Laminate | Flintwood |
|-----------------|------------------|-----------|
| 1789 | 2797 | 3528 |
| 1822 | 2830 | 3561 |
| 1855 | 2863 | 3594 |
| 1886 | 2894 | 3625 |
| 1918 | 2926 | 3657 |
| 1950 | 2958 | 3689 |
| 1981 | 2989 | 3720 |
| 2035 | 3110 | 3866 |
| 2083 | 3158 | 3914 |
| 2129 | 3204 | 3960 |
| 2174 | 3249 | 4005 |
| 2222 | 3297 | 4053 |
| 2268 | 3343 | 4099 |
| 2315 | 3390 | 4146 |

GRADE 2 LAMINATE FRONT

SOURCE LAMINATE CASE

GABLE FINISH

| Source Laminate | Grade 2 Laminate | Flintwood |
|-----------------|------------------|-----------|
| 1744 | 2551 | 3246 |
| 1772 | 2579 | 3274 |
| 1800 | 2607 | 3302 |
| 1827 | 2634 | 3329 |
| 1854 | 2661 | 3356 |
| 1882 | 2689 | 3384 |
| 1910 | 2717 | 3412 |
| 1957 | 2817 | 3544 |
| 1998 | 2858 | 3585 |
| 2038 | 2898 | 3625 |
| 2079 | 2939 | 3666 |
| 2120 | 2980 | 3707 |
| 2161 | 3021 | 3748 |
| 2202 | 3062 | 3789 |
| 1744 | 2584 | 3246 |
| 1772 | 2612 | 3274 |
| 1800 | 2640 | 3302 |
| 1827 | 2667 | 3329 |
| 1854 | 2694 | 3356 |
| 1882 | 2722 | 3384 |
| 1910 | 2750 | 3412 |

FLINTWOOD CASE

| Source Laminate | Grade 2 Laminate | Flintwood |
|-----------------|------------------|-----------|
| 3006 | 3813 | 4508 |
| 3051 | 3858 | 4553 |
| 3095 | 3902 | 4597 |
| 3140 | 3947 | 4642 |
| 3185 | 3992 | 4687 |
| 3230 | 4037 | 4732 |
| 3275 | 4082 | 4777 |
| 3468 | 4328 | 5055 |
| 3531 | 4391 | 5118 |
| 3594 | 4454 | 5181 |
| 3656 | 4516 | 5243 |
| 3718 | 4578 | 5305 |
| 3781 | 4641 | 5368 |
| 3843 | 4703 | 5430 |
| 3006 | 3846 | 4508 |
| 3051 | 3891 | 4553 |
| 3095 | 3935 | 4597 |
| 3140 | 3980 | 4642 |
| 3185 | 4025 | 4687 |
| 3230 | 4070 | 4732 |
| 3275 | 4115 | 4777 |

Pricing is continued on the following page.

C E K O

**Cabinet Kit for One Appliance –
Doors (Continued)**

**DIMENSIONS
INCHES / MM**

| D | W | H |
|----------|-----------|-----------|
| 25 / 635 | 28 / 711 | 96 / 2438 |
| 25 / 635 | 30 / 762 | 96 / 2438 |
| 25 / 635 | 32 / 813 | 96 / 2438 |
| 25 / 635 | 34 / 889 | 96 / 2438 |
| 25 / 635 | 36 / 914 | 96 / 2438 |
| 25 / 635 | 38 / 965 | 96 / 2438 |
| 25 / 635 | 40 / 1016 | 96 / 2438 |
| | | |
| 29 / 737 | 28 / 711 | 90 / 2286 |
| 29 / 737 | 30 / 762 | 90 / 2286 |
| 29 / 737 | 32 / 813 | 90 / 2286 |
| 29 / 737 | 34 / 889 | 90 / 2286 |
| 29 / 737 | 36 / 914 | 90 / 2286 |
| 29 / 737 | 38 / 965 | 90 / 2286 |
| 29 / 737 | 40 / 1016 | 90 / 2286 |
| | | |
| 29 / 737 | 28 / 711 | 96 / 2438 |
| 29 / 737 | 30 / 762 | 96 / 2438 |
| 29 / 737 | 32 / 813 | 96 / 2438 |
| 29 / 737 | 34 / 889 | 96 / 2438 |
| 29 / 737 | 36 / 914 | 96 / 2438 |
| 29 / 737 | 38 / 965 | 96 / 2438 |
| 29 / 737 | 40 / 1016 | 96 / 2438 |
| | | |
| 30 / 762 | 28 / 711 | 90 / 2286 |
| 30 / 762 | 30 / 762 | 90 / 2286 |
| 30 / 762 | 32 / 813 | 90 / 2286 |
| 30 / 762 | 34 / 889 | 90 / 2286 |
| 30 / 762 | 36 / 914 | 90 / 2286 |
| 30 / 762 | 38 / 965 | 90 / 2286 |
| 30 / 762 | 40 / 1016 | 90 / 2286 |
| | | |
| 30 / 762 | 28 / 711 | 96 / 2438 |
| 30 / 762 | 30 / 762 | 96 / 2438 |
| 30 / 762 | 32 / 813 | 96 / 2438 |
| 30 / 762 | 34 / 889 | 96 / 2438 |
| 30 / 762 | 36 / 914 | 96 / 2438 |
| 30 / 762 | 38 / 965 | 96 / 2438 |
| 30 / 762 | 40 / 1016 | 96 / 2438 |

PRICING

| 72" APPLIANCE SECTION HEIGHT | | | | | |
|------------------------------------|------------------|-----------|-----------------|------------------|-----------|
| GRADE 2 LAMINATE FRONT (CONTINUED) | | | | | |
| SOURCE LAMINATE CASE | | | FLINTWOOD CASE | | |
| GABLE FINISH | | | | | |
| Source Laminate | Grade 2 Laminate | Flintwood | Source Laminate | Grade 2 Laminate | Flintwood |
| 1957 | 2853 | 3544 | 3468 | 4364 | 5055 |
| 1998 | 2894 | 3585 | 3531 | 4427 | 5118 |
| 2038 | 2934 | 3625 | 3594 | 4490 | 5181 |
| 2079 | 2975 | 3666 | 3656 | 4552 | 5243 |
| 2120 | 3016 | 3707 | 3718 | 4614 | 5305 |
| 2161 | 3057 | 3748 | 3781 | 4677 | 5368 |
| 2202 | 3098 | 3789 | 3843 | 4739 | 5430 |
| | | | | | |
| 1901 | 2876 | 3640 | 3209 | 4184 | 4948 |
| 1930 | 2905 | 3669 | 3267 | 4242 | 5006 |
| 1959 | 2934 | 3698 | 3324 | 4299 | 5063 |
| 1988 | 2963 | 3727 | 3381 | 4356 | 5120 |
| 2017 | 2992 | 3756 | 3438 | 4413 | 5177 |
| 2046 | 3021 | 3785 | 3496 | 4471 | 5235 |
| 2075 | 3050 | 3814 | 3553 | 4528 | 5292 |
| | | | | | |
| 2142 | 3181 | 3973 | 3734 | 4773 | 5565 |
| 2186 | 3225 | 4017 | 3815 | 4854 | 5646 |
| 2230 | 3269 | 4061 | 3898 | 4937 | 5729 |
| 2272 | 3311 | 4103 | 3978 | 5017 | 5809 |
| 2316 | 3355 | 4147 | 4060 | 5099 | 5891 |
| 2360 | 3399 | 4191 | 4141 | 5180 | 5972 |
| 2403 | 3442 | 4234 | 4222 | 5261 | 6053 |
| | | | | | |
| 1901 | 2909 | 3640 | 3209 | 4217 | 4948 |
| 1930 | 2938 | 3669 | 3267 | 4275 | 5006 |
| 1959 | 2967 | 3698 | 3324 | 4332 | 5063 |
| 1988 | 2996 | 3727 | 3381 | 4389 | 5120 |
| 2017 | 3025 | 3756 | 3438 | 4446 | 5177 |
| 2046 | 3054 | 3785 | 3496 | 4504 | 5235 |
| 2075 | 3083 | 3814 | 3553 | 4561 | 5292 |
| | | | | | |
| 2142 | 3217 | 3973 | 3734 | 4809 | 5565 |
| 2186 | 3261 | 4017 | 3815 | 4890 | 5646 |
| 2230 | 3305 | 4061 | 3898 | 4973 | 5729 |
| 2272 | 3347 | 4103 | 3978 | 5053 | 5809 |
| 2316 | 3391 | 4147 | 4060 | 5135 | 5891 |
| 2360 | 3435 | 4191 | 4141 | 5216 | 5972 |
| 2403 | 3478 | 4234 | 4222 | 5297 | 6053 |

Pricing is continued on the following page.

storage cabinets

Xpress

CEKO

Cabinet Kit for One Appliance – Doors (Continued)

DIMENSIONS
INCHES / MM

PRICING

| DIMENSIONS | | | 72" APPLIANCE SECTION HEIGHT | | | | | |
|------------|-----------|-----------|------------------------------|------------------|-----------|-----------------|------------------|-----------|
| | | | FLINTWOOD FRONT | | | | | |
| | | | SOURCE LAMINATE CASE | | | FLINTWOOD CASE | | |
| | | | GABLE FINISH | | | | | |
| D | W | H | Source Laminate | Grade 2 Laminate | Flintwood | Source Laminate | Grade 2 Laminate | Flintwood |
| 24 / 610 | 28 / 711 | 90 / 2286 | 1727 | 2534 | 3229 | 2991 | 3798 | 4493 |
| 24 / 610 | 30 / 762 | 90 / 2286 | 1754 | 2561 | 3256 | 3035 | 3842 | 4537 |
| 24 / 610 | 32 / 813 | 90 / 2286 | 1782 | 2589 | 3284 | 3080 | 3887 | 4582 |
| 24 / 610 | 34 / 889 | 90 / 2286 | 1809 | 2616 | 3311 | 3125 | 3932 | 4627 |
| 24 / 610 | 36 / 914 | 90 / 2286 | 1836 | 2643 | 3338 | 3169 | 3976 | 4671 |
| 24 / 610 | 38 / 965 | 90 / 2286 | 1864 | 2671 | 3366 | 3214 | 4021 | 4716 |
| 24 / 610 | 40 / 1016 | 90 / 2286 | 1891 | 2698 | 3393 | 3259 | 4066 | 4761 |
| 24 / 610 | 28 / 711 | 96 / 2438 | 1938 | 2798 | 3525 | 3451 | 4311 | 5038 |
| 24 / 610 | 30 / 762 | 96 / 2438 | 1978 | 2838 | 3565 | 3513 | 4373 | 5100 |
| 24 / 610 | 32 / 813 | 96 / 2438 | 2018 | 2878 | 3605 | 3576 | 4436 | 5163 |
| 24 / 610 | 34 / 889 | 96 / 2438 | 2059 | 2919 | 3646 | 3638 | 4498 | 5225 |
| 24 / 610 | 36 / 914 | 96 / 2438 | 2099 | 2959 | 3686 | 3699 | 4559 | 5286 |
| 24 / 610 | 38 / 965 | 96 / 2438 | 2140 | 3000 | 3727 | 3763 | 4623 | 5350 |
| 24 / 610 | 40 / 1016 | 96 / 2438 | 2180 | 3040 | 3767 | 3824 | 4684 | 5411 |
| 25 / 635 | 28 / 711 | 90 / 2286 | 1727 | 2567 | 3229 | 2991 | 3831 | 4493 |
| 25 / 635 | 30 / 762 | 90 / 2286 | 1754 | 2594 | 3256 | 3035 | 3875 | 4537 |
| 25 / 635 | 32 / 813 | 90 / 2286 | 1782 | 2622 | 3284 | 3080 | 3920 | 4582 |
| 25 / 635 | 34 / 889 | 90 / 2286 | 1809 | 2649 | 3311 | 3125 | 3965 | 4627 |
| 25 / 635 | 36 / 914 | 90 / 2286 | 1836 | 2676 | 3338 | 3169 | 4009 | 4671 |
| 25 / 635 | 38 / 965 | 90 / 2286 | 1864 | 2704 | 3366 | 3214 | 4054 | 4716 |
| 25 / 635 | 40 / 1016 | 90 / 2286 | 1891 | 2731 | 3393 | 3259 | 4099 | 4761 |
| 25 / 635 | 28 / 711 | 96 / 2438 | 1938 | 2834 | 3525 | 3451 | 4347 | 5038 |
| 25 / 635 | 30 / 762 | 96 / 2438 | 1978 | 2874 | 3565 | 3513 | 4409 | 5100 |
| 25 / 635 | 32 / 813 | 96 / 2438 | 2018 | 2914 | 3605 | 3576 | 4472 | 5163 |
| 25 / 635 | 34 / 889 | 96 / 2438 | 2059 | 2955 | 3646 | 3638 | 4534 | 5225 |
| 25 / 635 | 36 / 914 | 96 / 2438 | 2099 | 2995 | 3686 | 3699 | 4595 | 5286 |
| 25 / 635 | 38 / 965 | 96 / 2438 | 2140 | 3036 | 3727 | 3763 | 4659 | 5350 |
| 25 / 635 | 40 / 1016 | 96 / 2438 | 2180 | 3076 | 3767 | 3824 | 4720 | 5411 |
| 29 / 737 | 28 / 711 | 90 / 2286 | 1882 | 2857 | 3621 | 3193 | 4168 | 4932 |
| 29 / 737 | 30 / 762 | 90 / 2286 | 1910 | 2885 | 3649 | 3250 | 4225 | 4989 |
| 29 / 737 | 32 / 813 | 90 / 2286 | 1940 | 2915 | 3679 | 3307 | 4282 | 5046 |
| 29 / 737 | 34 / 889 | 90 / 2286 | 1969 | 2944 | 3708 | 3365 | 4340 | 5104 |
| 29 / 737 | 36 / 914 | 90 / 2286 | 1997 | 2972 | 3736 | 3421 | 4396 | 5160 |
| 29 / 737 | 38 / 965 | 90 / 2286 | 2026 | 3001 | 3765 | 3479 | 4454 | 5218 |
| 29 / 737 | 40 / 1016 | 90 / 2286 | 2054 | 3029 | 3793 | 3535 | 4510 | 5274 |
| 29 / 737 | 28 / 711 | 96 / 2438 | 2121 | 3160 | 3952 | 3716 | 4755 | 5547 |
| 29 / 737 | 30 / 762 | 96 / 2438 | 2164 | 3203 | 3995 | 3796 | 4835 | 5627 |
| 29 / 737 | 32 / 813 | 96 / 2438 | 2208 | 3247 | 4039 | 3879 | 4918 | 5710 |
| 29 / 737 | 34 / 889 | 96 / 2438 | 2250 | 3289 | 4081 | 3959 | 4998 | 5790 |
| 29 / 737 | 36 / 914 | 96 / 2438 | 2293 | 3332 | 4124 | 4040 | 5079 | 5871 |
| 29 / 737 | 38 / 965 | 96 / 2438 | 2337 | 3376 | 4168 | 4121 | 5160 | 5952 |
| 29 / 737 | 40 / 1016 | 96 / 2438 | 2379 | 3418 | 4210 | 4201 | 5240 | 6032 |

Pricing is continued on the following page.

C E K O

Cabinet Kit for One Appliance – Doors (Continued)

DIMENSIONS
INCHES / MM

| D | W | H |
|----------|-----------|-----------|
| 30 / 762 | 28 / 711 | 90 / 2286 |
| 30 / 762 | 30 / 762 | 90 / 2286 |
| 30 / 762 | 32 / 813 | 90 / 2286 |
| 30 / 762 | 34 / 889 | 90 / 2286 |
| 30 / 762 | 36 / 914 | 90 / 2286 |
| 30 / 762 | 38 / 965 | 90 / 2286 |
| 30 / 762 | 40 / 1016 | 90 / 2286 |
| | | |
| 30 / 762 | 28 / 711 | 96 / 2438 |
| 30 / 762 | 30 / 762 | 96 / 2438 |
| 30 / 762 | 32 / 813 | 96 / 2438 |
| 30 / 762 | 34 / 889 | 96 / 2438 |
| 30 / 762 | 36 / 914 | 96 / 2438 |
| 30 / 762 | 38 / 965 | 96 / 2438 |
| 30 / 762 | 40 / 1016 | 96 / 2438 |

PRICING

| 72" APPLIANCE SECTION HEIGHT | | | | | |
|------------------------------|------------------|-----------|-----------------|------------------|-----------|
| FLINTWOOD FRONT (CONTINUED) | | | | | |
| SOURCE LAMINATE CASE | | | FLINTWOOD CASE | | |
| GABLE FINISH | | | | | |
| Source Laminate | Grade 2 Laminate | Flintwood | Source Laminate | Grade 2 Laminate | Flintwood |
| 1882 | 2890 | 3621 | 3193 | 4201 | 4932 |
| 1910 | 2918 | 3649 | 3250 | 4258 | 4989 |
| 1940 | 2948 | 3679 | 3307 | 4315 | 5046 |
| 1969 | 2977 | 3708 | 3365 | 4373 | 5104 |
| 1997 | 3005 | 3736 | 3421 | 4429 | 5160 |
| 2026 | 3034 | 3765 | 3479 | 4487 | 5218 |
| 2054 | 3062 | 3793 | 3535 | 4543 | 5274 |
| | | | | | |
| 2121 | 3196 | 3952 | 3716 | 4791 | 5547 |
| 2164 | 3239 | 3995 | 3796 | 4871 | 5627 |
| 2208 | 3283 | 4039 | 3879 | 4954 | 5710 |
| 2250 | 3325 | 4081 | 3959 | 5034 | 5790 |
| 2293 | 3368 | 4124 | 4040 | 5115 | 5871 |
| 2337 | 3412 | 4168 | 4121 | 5196 | 5952 |
| 2379 | 3454 | 4210 | 4201 | 5276 | 6032 |

| | | |
|----------|-----------|-----------|
| 24 / 610 | 28 / 711 | 90 / 2286 |
| 24 / 610 | 30 / 762 | 90 / 2286 |
| 24 / 610 | 32 / 813 | 90 / 2286 |
| 24 / 610 | 34 / 889 | 90 / 2286 |
| 24 / 610 | 36 / 914 | 90 / 2286 |
| 24 / 610 | 38 / 965 | 90 / 2286 |
| 24 / 610 | 40 / 1016 | 90 / 2286 |
| | | |
| 24 / 610 | 28 / 711 | 96 / 2438 |
| 24 / 610 | 30 / 762 | 96 / 2438 |
| 24 / 610 | 32 / 813 | 96 / 2438 |
| 24 / 610 | 34 / 889 | 96 / 2438 |
| 24 / 610 | 36 / 914 | 96 / 2438 |
| 24 / 610 | 38 / 965 | 96 / 2438 |
| 24 / 610 | 40 / 1016 | 96 / 2438 |
| | | |
| 25 / 635 | 28 / 711 | 90 / 2286 |
| 25 / 635 | 30 / 762 | 90 / 2286 |
| 25 / 635 | 32 / 813 | 90 / 2286 |
| 25 / 635 | 34 / 889 | 90 / 2286 |
| 25 / 635 | 36 / 914 | 90 / 2286 |
| 25 / 635 | 38 / 965 | 90 / 2286 |
| 25 / 635 | 40 / 1016 | 90 / 2286 |

| 75" APPLIANCE SECTION HEIGHT | | | | | |
|------------------------------|------------------|-----------|---------------------------|------------------|-----------|
| SOURCE LAMINATE FRONT | | | FOUNDATION LAMINATE FRONT | | |
| SOURCE LAMINATE CASE | | | | | |
| GABLE FINISH | | | | | |
| Source Laminate | Grade 2 Laminate | Flintwood | Source Laminate | Grade 2 Laminate | Flintwood |
| 1513 | 2320 | 3015 | 1590 | 2397 | 3092 |
| 1533 | 2340 | 3035 | 1616 | 2423 | 3118 |
| 1554 | 2361 | 3056 | 1642 | 2449 | 3144 |
| 1574 | 2381 | 3076 | 1667 | 2474 | 3169 |
| 1594 | 2401 | 3096 | 1693 | 2500 | 3195 |
| 1615 | 2422 | 3117 | 1719 | 2526 | 3221 |
| 1635 | 2442 | 3137 | 1745 | 2552 | 3247 |
| | | | | | |
| 1691 | 2551 | 3278 | 1799 | 2659 | 3386 |
| 1725 | 2585 | 3312 | 1841 | 2701 | 3428 |
| 1758 | 2618 | 3345 | 1881 | 2741 | 3468 |
| 1794 | 2654 | 3381 | 1924 | 2784 | 3511 |
| 1828 | 2688 | 3415 | 1967 | 2827 | 3554 |
| 1863 | 2723 | 3450 | 2009 | 2869 | 3596 |
| 1898 | 2758 | 3485 | 2052 | 2912 | 3639 |
| | | | | | |
| 1513 | 2353 | 3015 | 1590 | 2430 | 3092 |
| 1533 | 2373 | 3035 | 1616 | 2456 | 3118 |
| 1554 | 2394 | 3056 | 1642 | 2482 | 3144 |
| 1574 | 2414 | 3076 | 1667 | 2507 | 3169 |
| 1594 | 2434 | 3096 | 1693 | 2533 | 3195 |
| 1615 | 2455 | 3117 | 1719 | 2559 | 3221 |
| 1635 | 2475 | 3137 | 1745 | 2585 | 3247 |

Pricing is continued on the following page.

storage cabinets

Xpress

CEKO

Cabinet Kit for One Appliance – Doors (Continued)

DIMENSIONS
INCHES / MM

PRICING

| DIMENSIONS | | | 75" APPLIANCE SECTION HEIGHT | | | | | |
|------------|-----------|-----------|-----------------------------------|------------------|-----------|---------------------------------------|------------------|-----------|
| | | | SOURCE LAMINATE FRONT (CONTINUED) | | | FOUNDATION LAMINATE FRONT (CONTINUED) | | |
| | | | SOURCE LAMINATE CASE | | | | | |
| | | | GABLE FINISH | | | | | |
| D | W | H | Source Laminate | Grade 2 Laminate | Flintwood | Source Laminate | Grade 2 Laminate | Flintwood |
| 25 / 635 | 28 / 711 | 96 / 2438 | 1691 | 2587 | 3278 | 1799 | 2695 | 3386 |
| 25 / 635 | 30 / 762 | 96 / 2438 | 1725 | 2621 | 3312 | 1841 | 2737 | 3428 |
| 25 / 635 | 32 / 813 | 96 / 2438 | 1758 | 2654 | 3345 | 1881 | 2777 | 3468 |
| 25 / 635 | 34 / 889 | 96 / 2438 | 1794 | 2690 | 3381 | 1924 | 2820 | 3511 |
| 25 / 635 | 36 / 914 | 96 / 2438 | 1828 | 2724 | 3415 | 1967 | 2863 | 3554 |
| 25 / 635 | 38 / 965 | 96 / 2438 | 1863 | 2759 | 3450 | 2009 | 2905 | 3596 |
| 25 / 635 | 40 / 1016 | 96 / 2438 | 1898 | 2794 | 3485 | 2052 | 2948 | 3639 |
| 29 / 737 | 28 / 711 | 90 / 2286 | 1665 | 2640 | 3404 | 1742 | 2717 | 3481 |
| 29 / 737 | 30 / 762 | 90 / 2286 | 1686 | 2661 | 3425 | 1769 | 2744 | 3508 |
| 29 / 737 | 32 / 813 | 90 / 2286 | 1708 | 2683 | 3447 | 1796 | 2771 | 3535 |
| 29 / 737 | 34 / 889 | 90 / 2286 | 1730 | 2705 | 3469 | 1823 | 2798 | 3562 |
| 29 / 737 | 36 / 914 | 90 / 2286 | 1751 | 2726 | 3490 | 1850 | 2825 | 3589 |
| 29 / 737 | 38 / 965 | 90 / 2286 | 1773 | 2748 | 3512 | 1877 | 2852 | 3616 |
| 29 / 737 | 40 / 1016 | 90 / 2286 | 1794 | 2769 | 3533 | 1904 | 2879 | 3643 |
| 29 / 737 | 28 / 711 | 96 / 2438 | 1870 | 2909 | 3701 | 1978 | 3017 | 3809 |
| 29 / 737 | 30 / 762 | 96 / 2438 | 1906 | 2945 | 3737 | 2022 | 3061 | 3853 |
| 29 / 737 | 32 / 813 | 96 / 2438 | 1944 | 2983 | 3775 | 2067 | 3106 | 3898 |
| 29 / 737 | 34 / 889 | 96 / 2438 | 1982 | 3021 | 3813 | 2112 | 3151 | 3943 |
| 29 / 737 | 36 / 914 | 96 / 2438 | 2018 | 3057 | 3849 | 2157 | 3196 | 3988 |
| 29 / 737 | 38 / 965 | 96 / 2438 | 2056 | 3095 | 3887 | 2202 | 3241 | 4033 |
| 29 / 737 | 40 / 1016 | 96 / 2438 | 2093 | 3132 | 3924 | 2247 | 3286 | 4078 |
| 30 / 762 | 28 / 711 | 90 / 2286 | 1665 | 2673 | 3404 | 1742 | 2750 | 3481 |
| 30 / 762 | 30 / 762 | 90 / 2286 | 1686 | 2694 | 3425 | 1769 | 2777 | 3508 |
| 30 / 762 | 32 / 813 | 90 / 2286 | 1708 | 2716 | 3447 | 1796 | 2804 | 3535 |
| 30 / 762 | 34 / 889 | 90 / 2286 | 1730 | 2738 | 3469 | 1823 | 2831 | 3562 |
| 30 / 762 | 36 / 914 | 90 / 2286 | 1751 | 2759 | 3490 | 1850 | 2858 | 3589 |
| 30 / 762 | 38 / 965 | 90 / 2286 | 1773 | 2781 | 3512 | 1877 | 2885 | 3616 |
| 30 / 762 | 40 / 1016 | 90 / 2286 | 1794 | 2802 | 3533 | 1904 | 2912 | 3643 |
| 30 / 762 | 28 / 711 | 96 / 2438 | 1870 | 2945 | 3701 | 1978 | 3053 | 3809 |
| 30 / 762 | 30 / 762 | 96 / 2438 | 1906 | 2981 | 3737 | 2022 | 3097 | 3853 |
| 30 / 762 | 32 / 813 | 96 / 2438 | 1944 | 3019 | 3775 | 2067 | 3142 | 3898 |
| 30 / 762 | 34 / 889 | 96 / 2438 | 1982 | 3057 | 3813 | 2112 | 3187 | 3943 |
| 30 / 762 | 36 / 914 | 96 / 2438 | 2018 | 3093 | 3849 | 2157 | 3232 | 3988 |
| 30 / 762 | 38 / 965 | 96 / 2438 | 2056 | 3131 | 3887 | 2202 | 3277 | 4033 |
| 30 / 762 | 40 / 1016 | 96 / 2438 | 2093 | 3168 | 3924 | 2247 | 3322 | 4078 |

Pricing is continued on the following page.

CEKO

Cabinet Kit for One Appliance – Doors (Continued)

DIMENSIONS
INCHES / MM

| D | W | H |
|----------|-----------|-----------|
| 24 / 610 | 28 / 711 | 90 / 2286 |
| 24 / 610 | 30 / 762 | 90 / 2286 |
| 24 / 610 | 32 / 813 | 90 / 2286 |
| 24 / 610 | 34 / 889 | 90 / 2286 |
| 24 / 610 | 36 / 914 | 90 / 2286 |
| 24 / 610 | 38 / 965 | 90 / 2286 |
| 24 / 610 | 40 / 1016 | 90 / 2286 |
| | | |
| 24 / 610 | 28 / 711 | 96 / 2438 |
| 24 / 610 | 30 / 762 | 96 / 2438 |
| 24 / 610 | 32 / 813 | 96 / 2438 |
| 24 / 610 | 34 / 889 | 96 / 2438 |
| 24 / 610 | 36 / 914 | 96 / 2438 |
| 24 / 610 | 38 / 965 | 96 / 2438 |
| 24 / 610 | 40 / 1016 | 96 / 2438 |
| | | |
| 25 / 635 | 28 / 711 | 90 / 2286 |
| 25 / 635 | 30 / 762 | 90 / 2286 |
| 25 / 635 | 32 / 813 | 90 / 2286 |
| 25 / 635 | 34 / 889 | 90 / 2286 |
| 25 / 635 | 36 / 914 | 90 / 2286 |
| 25 / 635 | 38 / 965 | 90 / 2286 |
| 25 / 635 | 40 / 1016 | 90 / 2286 |
| | | |
| 25 / 635 | 28 / 711 | 96 / 2438 |
| 25 / 635 | 30 / 762 | 96 / 2438 |
| 25 / 635 | 32 / 813 | 96 / 2438 |
| 25 / 635 | 34 / 889 | 96 / 2438 |
| 25 / 635 | 36 / 914 | 96 / 2438 |
| 25 / 635 | 38 / 965 | 96 / 2438 |
| 25 / 635 | 40 / 1016 | 96 / 2438 |
| | | |
| 29 / 737 | 28 / 711 | 90 / 2286 |
| 29 / 737 | 30 / 762 | 90 / 2286 |
| 29 / 737 | 32 / 813 | 90 / 2286 |
| 29 / 737 | 34 / 889 | 90 / 2286 |
| 29 / 737 | 36 / 914 | 90 / 2286 |
| 29 / 737 | 38 / 965 | 90 / 2286 |
| 29 / 737 | 40 / 1016 | 90 / 2286 |
| | | |
| 29 / 737 | 28 / 711 | 96 / 2438 |
| 29 / 737 | 30 / 762 | 96 / 2438 |
| 29 / 737 | 32 / 813 | 96 / 2438 |
| 29 / 737 | 34 / 889 | 96 / 2438 |
| 29 / 737 | 36 / 914 | 96 / 2438 |
| 29 / 737 | 38 / 965 | 96 / 2438 |
| 29 / 737 | 40 / 1016 | 96 / 2438 |

PRICING

| 75" APPLIANCE SECTION HEIGHT | | | | | |
|------------------------------|------------------|-----------|-----------------|------------------|-----------|
| GRADE 2 LAMINATE FRONT | | | | | |
| SOURCE LAMINATE CASE | | | FLINTWOOD CASE | | |
| GABLE FINISH | | | | | |
| Source Laminate | Grade 2 Laminate | Flintwood | Source Laminate | Grade 2 Laminate | Flintwood |
| 1704 | 2511 | 3206 | 2925 | 3732 | 4427 |
| 1727 | 2534 | 3229 | 2967 | 3774 | 4469 |
| 1750 | 2557 | 3252 | 3010 | 3817 | 4512 |
| 1772 | 2579 | 3274 | 3052 | 3859 | 4554 |
| 1796 | 2603 | 3298 | 3094 | 3901 | 4596 |
| 1819 | 2626 | 3321 | 3135 | 3942 | 4637 |
| 1842 | 2649 | 3344 | 3178 | 3985 | 4680 |
| | | | | | |
| 1905 | 2765 | 3492 | 3390 | 4250 | 4977 |
| 1944 | 2804 | 3531 | 3448 | 4308 | 5035 |
| 1982 | 2842 | 3569 | 3507 | 4367 | 5094 |
| 2021 | 2881 | 3608 | 3565 | 4425 | 5152 |
| 2060 | 2920 | 3647 | 3625 | 4485 | 5212 |
| 2099 | 2959 | 3686 | 3685 | 4545 | 5272 |
| 2138 | 2998 | 3725 | 3743 | 4603 | 5330 |
| | | | | | |
| 1704 | 2544 | 3206 | 2925 | 3765 | 4427 |
| 1727 | 2567 | 3229 | 2967 | 3807 | 4469 |
| 1750 | 2590 | 3252 | 3010 | 3850 | 4512 |
| 1772 | 2612 | 3274 | 3052 | 3892 | 4554 |
| 1796 | 2636 | 3298 | 3094 | 3934 | 4596 |
| 1819 | 2659 | 3321 | 3135 | 3975 | 4637 |
| 1842 | 2682 | 3344 | 3178 | 4018 | 4680 |
| | | | | | |
| 1905 | 2801 | 3492 | 3390 | 4286 | 4977 |
| 1944 | 2840 | 3531 | 3448 | 4344 | 5035 |
| 1982 | 2878 | 3569 | 3507 | 4403 | 5094 |
| 2021 | 2917 | 3608 | 3565 | 4461 | 5152 |
| 2060 | 2956 | 3647 | 3625 | 4521 | 5212 |
| 2099 | 2995 | 3686 | 3685 | 4581 | 5272 |
| 2138 | 3034 | 3725 | 3743 | 4639 | 5330 |
| | | | | | |
| 1857 | 2832 | 3596 | 3122 | 4097 | 4861 |
| 1881 | 2856 | 3620 | 3176 | 4151 | 4915 |
| 1906 | 2881 | 3645 | 3231 | 4206 | 4970 |
| 1930 | 2905 | 3669 | 3285 | 4260 | 5024 |
| 1954 | 2929 | 3693 | 3341 | 4316 | 5080 |
| 1978 | 2953 | 3717 | 3394 | 4369 | 5133 |
| 2003 | 2978 | 3742 | 3449 | 4424 | 5188 |
| | | | | | |
| 2086 | 3125 | 3917 | 3637 | 4676 | 5468 |
| 2127 | 3166 | 3958 | 3714 | 4753 | 5545 |
| 2169 | 3208 | 4000 | 3793 | 4832 | 5624 |
| 2210 | 3249 | 4041 | 3870 | 4909 | 5701 |
| 2252 | 3291 | 4083 | 3949 | 4988 | 5780 |
| 2294 | 3333 | 4125 | 4026 | 5065 | 5857 |
| 2335 | 3374 | 4166 | 4103 | 5142 | 5934 |

Pricing is continued on the following page.

storage cabinets

Xpress

CEKO

Cabinet Kit for One Appliance – Doors (Continued)

DIMENSIONS
INCHES / MM

PRICING

| D | W | H |
|----------|-----------|-----------|
| 30 / 762 | 28 / 711 | 90 / 2286 |
| 30 / 762 | 30 / 762 | 90 / 2286 |
| 30 / 762 | 32 / 813 | 90 / 2286 |
| 30 / 762 | 34 / 889 | 90 / 2286 |
| 30 / 762 | 36 / 914 | 90 / 2286 |
| 30 / 762 | 38 / 965 | 90 / 2286 |
| 30 / 762 | 40 / 1016 | 90 / 2286 |
| 30 / 762 | 28 / 711 | 96 / 2438 |
| 30 / 762 | 30 / 762 | 96 / 2438 |
| 30 / 762 | 32 / 813 | 96 / 2438 |
| 30 / 762 | 34 / 889 | 96 / 2438 |
| 30 / 762 | 36 / 914 | 96 / 2438 |
| 30 / 762 | 38 / 965 | 96 / 2438 |
| 30 / 762 | 40 / 1016 | 96 / 2438 |

| 75" APPLIANCE SECTION HEIGHT | | | | | |
|------------------------------------|------------------|-----------|-----------------|------------------|-----------|
| GRADE 2 LAMINATE FRONT (CONTINUED) | | | | | |
| SOURCE LAMINATE CASE | | | FLINTWOOD CASE | | |
| GABLE FINISH | | | | | |
| Source Laminate | Grade 2 Laminate | Flintwood | Source Laminate | Grade 2 Laminate | Flintwood |
| 1857 | 2865 | 3596 | 3122 | 4130 | 4861 |
| 1881 | 2889 | 3620 | 3176 | 4184 | 4915 |
| 1906 | 2914 | 3645 | 3231 | 4239 | 4970 |
| 1930 | 2938 | 3669 | 3285 | 4293 | 5024 |
| 1954 | 2962 | 3693 | 3341 | 4349 | 5080 |
| 1978 | 2986 | 3717 | 3394 | 4402 | 5133 |
| 2003 | 3011 | 3742 | 3449 | 4457 | 5188 |
| 2086 | 3161 | 3917 | 3637 | 4712 | 5468 |
| 2127 | 3202 | 3958 | 3714 | 4789 | 5545 |
| 2169 | 3244 | 4000 | 3793 | 4868 | 5624 |
| 2210 | 3285 | 4041 | 3870 | 4945 | 5701 |
| 2252 | 3327 | 4083 | 3949 | 5024 | 5780 |
| 2294 | 3369 | 4125 | 4026 | 5101 | 5857 |
| 2335 | 3410 | 4166 | 4103 | 5178 | 5934 |

| | | |
|----------|-----------|-----------|
| 24 / 610 | 28 / 711 | 90 / 2286 |
| 24 / 610 | 30 / 762 | 90 / 2286 |
| 24 / 610 | 32 / 813 | 90 / 2286 |
| 24 / 610 | 34 / 889 | 90 / 2286 |
| 24 / 610 | 36 / 914 | 90 / 2286 |
| 24 / 610 | 38 / 965 | 90 / 2286 |
| 24 / 610 | 40 / 1016 | 90 / 2286 |
| 24 / 610 | 28 / 711 | 96 / 2438 |
| 24 / 610 | 30 / 762 | 96 / 2438 |
| 24 / 610 | 32 / 813 | 96 / 2438 |
| 24 / 610 | 34 / 889 | 96 / 2438 |
| 24 / 610 | 36 / 914 | 96 / 2438 |
| 24 / 610 | 38 / 965 | 96 / 2438 |
| 24 / 610 | 40 / 1016 | 96 / 2438 |
| 25 / 635 | 28 / 711 | 90 / 2286 |
| 25 / 635 | 30 / 762 | 90 / 2286 |
| 25 / 635 | 32 / 813 | 90 / 2286 |
| 25 / 635 | 34 / 889 | 90 / 2286 |
| 25 / 635 | 36 / 914 | 90 / 2286 |
| 25 / 635 | 38 / 965 | 90 / 2286 |
| 25 / 635 | 40 / 1016 | 90 / 2286 |

| FLINTWOOD FRONT | | | | | |
|----------------------|------------------|-----------|-----------------|------------------|-----------|
| SOURCE LAMINATE CASE | | | FLINTWOOD CASE | | |
| GABLE FINISH | | | | | |
| Source Laminate | Grade 2 Laminate | Flintwood | Source Laminate | Grade 2 Laminate | Flintwood |
| 1687 | 2494 | 3189 | 2911 | 3718 | 4413 |
| 1709 | 2516 | 3211 | 2952 | 3759 | 4454 |
| 1733 | 2540 | 3235 | 2995 | 3802 | 4497 |
| 1755 | 2562 | 3257 | 3037 | 3844 | 4539 |
| 1778 | 2585 | 3280 | 3079 | 3886 | 4581 |
| 1801 | 2608 | 3303 | 3120 | 3927 | 4622 |
| 1824 | 2631 | 3326 | 3162 | 3969 | 4664 |
| 1886 | 2746 | 3473 | 3373 | 4233 | 4960 |
| 1924 | 2784 | 3511 | 3430 | 4290 | 5017 |
| 1962 | 2822 | 3549 | 3490 | 4350 | 5077 |
| 2001 | 2861 | 3588 | 3548 | 4408 | 5135 |
| 2040 | 2900 | 3627 | 3607 | 4467 | 5194 |
| 2079 | 2939 | 3666 | 3667 | 4527 | 5254 |
| 2117 | 2977 | 3704 | 3724 | 4584 | 5311 |
| 1687 | 2527 | 3189 | 2911 | 3751 | 4413 |
| 1709 | 2549 | 3211 | 2952 | 3792 | 4454 |
| 1733 | 2573 | 3235 | 2995 | 3835 | 4497 |
| 1755 | 2595 | 3257 | 3037 | 3877 | 4539 |
| 1778 | 2618 | 3280 | 3079 | 3919 | 4581 |
| 1801 | 2641 | 3303 | 3120 | 3960 | 4622 |
| 1824 | 2664 | 3326 | 3162 | 4002 | 4664 |

Pricing is continued on the following page.

C E K O
Cabinet Kit for One Appliance –
Doors (Continued)

DIMENSIONS
INCHES / MM

| D | W | H |
|----------|-----------|-----------|
| 25 / 635 | 28 / 711 | 96 / 2438 |
| 25 / 635 | 30 / 762 | 96 / 2438 |
| 25 / 635 | 32 / 813 | 96 / 2438 |
| 25 / 635 | 34 / 889 | 96 / 2438 |
| 25 / 635 | 36 / 914 | 96 / 2438 |
| 25 / 635 | 38 / 965 | 96 / 2438 |
| 25 / 635 | 40 / 1016 | 96 / 2438 |
| | | |
| 29 / 737 | 28 / 711 | 90 / 2286 |
| 29 / 737 | 30 / 762 | 90 / 2286 |
| 29 / 737 | 32 / 813 | 90 / 2286 |
| 29 / 737 | 34 / 889 | 90 / 2286 |
| 29 / 737 | 36 / 914 | 90 / 2286 |
| 29 / 737 | 38 / 965 | 90 / 2286 |
| 29 / 737 | 40 / 1016 | 90 / 2286 |
| | | |
| 29 / 737 | 28 / 711 | 96 / 2438 |
| 29 / 737 | 30 / 762 | 96 / 2438 |
| 29 / 737 | 32 / 813 | 96 / 2438 |
| 29 / 737 | 34 / 889 | 96 / 2438 |
| 29 / 737 | 36 / 914 | 96 / 2438 |
| 29 / 737 | 38 / 965 | 96 / 2438 |
| 29 / 737 | 40 / 1016 | 96 / 2438 |
| | | |
| 30 / 762 | 28 / 711 | 90 / 2286 |
| 30 / 762 | 30 / 762 | 90 / 2286 |
| 30 / 762 | 32 / 813 | 90 / 2286 |
| 30 / 762 | 34 / 889 | 90 / 2286 |
| 30 / 762 | 36 / 914 | 90 / 2286 |
| 30 / 762 | 38 / 965 | 90 / 2286 |
| 30 / 762 | 40 / 1016 | 90 / 2286 |
| | | |
| 30 / 762 | 28 / 711 | 96 / 2438 |
| 30 / 762 | 30 / 762 | 96 / 2438 |
| 30 / 762 | 32 / 813 | 96 / 2438 |
| 30 / 762 | 34 / 889 | 96 / 2438 |
| 30 / 762 | 36 / 914 | 96 / 2438 |
| 30 / 762 | 38 / 965 | 96 / 2438 |
| 30 / 762 | 40 / 1016 | 96 / 2438 |

PRICING

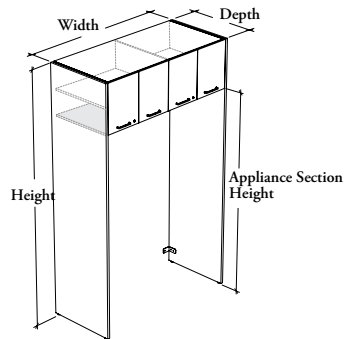
| 75" APPLIANCE SECTION HEIGHT | | | | | |
|------------------------------|------------------|-----------|-----------------|------------------|-----------|
| FLINTWOOD FRONT (CONTINUED) | | | | | |
| SOURCE LAMINATE CASE | | | FLINTWOOD CASE | | |
| GABLE FINISH | | | | | |
| Source Laminate | Grade 2 Laminate | Flintwood | Source Laminate | Grade 2 Laminate | Flintwood |
| 1886 | 2782 | 3473 | 3373 | 4269 | 4960 |
| 1924 | 2820 | 3511 | 3430 | 4326 | 5017 |
| 1962 | 2858 | 3549 | 3490 | 4386 | 5077 |
| 2001 | 2897 | 3588 | 3548 | 4444 | 5135 |
| 2040 | 2936 | 3627 | 3607 | 4503 | 5194 |
| 2079 | 2975 | 3666 | 3667 | 4563 | 5254 |
| 2117 | 3013 | 3704 | 3724 | 4620 | 5311 |
| | | | | | |
| 1839 | 2814 | 3578 | 3107 | 4082 | 4846 |
| 1862 | 2837 | 3601 | 3160 | 4135 | 4899 |
| 1887 | 2862 | 3626 | 3215 | 4190 | 4954 |
| 1911 | 2886 | 3650 | 3269 | 4244 | 5008 |
| 1935 | 2910 | 3674 | 3324 | 4299 | 5063 |
| 1959 | 2934 | 3698 | 3378 | 4353 | 5117 |
| 1983 | 2958 | 3722 | 3432 | 4407 | 5171 |
| | | | | | |
| 2065 | 3104 | 3896 | 3619 | 4658 | 5450 |
| 2105 | 3144 | 3936 | 3695 | 4734 | 5526 |
| 2148 | 3187 | 3979 | 3774 | 4813 | 5605 |
| 2189 | 3228 | 4020 | 3851 | 4890 | 5682 |
| 2230 | 3269 | 4061 | 3929 | 4968 | 5760 |
| 2272 | 3311 | 4103 | 4006 | 5045 | 5837 |
| 2312 | 3351 | 4143 | 4082 | 5121 | 5913 |
| | | | | | |
| 1839 | 2847 | 3578 | 3107 | 4115 | 4846 |
| 1862 | 2870 | 3601 | 3160 | 4168 | 4899 |
| 1887 | 2895 | 3626 | 3215 | 4223 | 4954 |
| 1911 | 2919 | 3650 | 3269 | 4277 | 5008 |
| 1935 | 2943 | 3674 | 3324 | 4332 | 5063 |
| 1959 | 2967 | 3698 | 3378 | 4386 | 5117 |
| 1983 | 2991 | 3722 | 3432 | 4440 | 5171 |
| | | | | | |
| 2065 | 3140 | 3896 | 3619 | 4694 | 5450 |
| 2105 | 3180 | 3936 | 3695 | 4770 | 5526 |
| 2148 | 3223 | 3979 | 3774 | 4849 | 5605 |
| 2189 | 3264 | 4020 | 3851 | 4926 | 5682 |
| 2230 | 3305 | 4061 | 3929 | 5004 | 5760 |
| 2272 | 3347 | 4103 | 4006 | 5081 | 5837 |
| 2312 | 3387 | 4143 | 4082 | 5157 | 5913 |

storage cabinets

Xpress

CEKT

Cabinet Kit for Two Appliances – Doors



WHAT'S INCLUDED

1 cabinet, 2 gables with levelers, pulls (as specified), locks and keys (as specified), wall-mounted rail, mounting hardware and adjustable shelf per compartment as listed below:

| Adjustable Shelf | Appliance Section Height | | |
|------------------|--------------------------|-----|-----|
| | 69" | 72" | 75" |
| 84" h | 0 | n/a | n/a |
| 90" h | 1 | 1 | 0 |
| 96" h (Shown) | 1 | 1 | 1 |

NOTES

It is the specifier's responsibility to ensure that the appliance clearance complies with the manufacturer's recommendations.

When Flintwood Front Finish is specified, only Not Applicable (NA) Edge Trim Finish is available.

When Stainless (8), Finger Pull (X) or Drilled On-Site – No Pull (Z) Pull Style is specified, Pull Finish is **not** available.

Holes at 1 1/4" intervals allow for shelf adjustment.

Levelers are finished in Chrome.

Additional Shelves for Cabinet (CEACS) **cannot** be specified with this product.

When Grade 2 Laminate is specified, the Accent colors are **not** available.

Xpress See *Xpress Program* and/or specification software for finishes availability.

PRODUCT OPTIONS

| Depth | Width | Height | Appliance Section Height | Hinge Style | Front Finish |
|----------------|------------------------------------|------------|--------------------------|--------------------------------|--|
| 24, 25, 29, 30 | 50, 52, 54, 56, 58, 60, 62, 64, 66 | 84, 90, 96 | 69, 72, 75 | S Standard – Soft Close | Source Laminate Foundation Laminate Grade 2 Laminate Flintwood (No Cathedral) |

SAMPLE ORDER CODE

| | | | | | |
|----------------|-----------|-----------|-----------|----------|-----------|
| CEKT 24 | 56 | 90 | 75 | S | 3F |
|----------------|-----------|-----------|-----------|----------|-----------|

PRODUCT OPTIONS CONTINUED

| Edge Trim Finish | Case Finish | Gable Finish | Pull Style | | Pull Finish (If Applicable) | Key Style |
|--|---|---|--|---|------------------------------|---|
| Edge Trim Colors NA Not Applicable | Source Laminate Flintwood (No Cathedral) | Source Laminate Grade 2 Laminate Flintwood (No Cathedral) | 1 Standard Expansion 8 Stainless (ADA) 9 Rectangular E Edge – Standard F Edge – Small | M Modern Straight (ADA) S Slim (Shown) X Finger Pull Z Drilled On-Site – No Pull | Foundation Accent Mica | K Keyed Alike R Keyed Randomly N No Lock |

SAMPLE ORDER CODE CONTINUED

| | | | | | |
|-----------|-----------|-----------|----------|-----------|----------|
| 4F | 3F | 3F | S | 52 | R |
|-----------|-----------|-----------|----------|-----------|----------|

See Pricing on the following page.

C E K T

**Cabinet Kit for Two Appliances –
Doors (Continued)**

**DIMENSIONS
INCHES / MM**

| D | W | H |
|----------|-----------|-----------|
| 24 / 610 | 50 / 1270 | 84 / 2134 |
| 24 / 610 | 52 / 1321 | 84 / 2134 |
| 24 / 610 | 54 / 1372 | 84 / 2134 |
| 24 / 610 | 56 / 1422 | 84 / 2134 |
| 24 / 610 | 58 / 1473 | 84 / 2134 |
| 24 / 610 | 60 / 1524 | 84 / 2134 |
| 24 / 610 | 62 / 1575 | 84 / 2134 |
| 24 / 610 | 64 / 1626 | 84 / 2134 |
| 24 / 610 | 66 / 1676 | 84 / 2134 |
| | | |
| 24 / 610 | 50 / 1270 | 90 / 2286 |
| 24 / 610 | 52 / 1321 | 90 / 2286 |
| 24 / 610 | 54 / 1372 | 90 / 2286 |
| 24 / 610 | 56 / 1422 | 90 / 2286 |
| 24 / 610 | 58 / 1473 | 90 / 2286 |
| 24 / 610 | 60 / 1524 | 90 / 2286 |
| 24 / 610 | 62 / 1575 | 90 / 2286 |
| 24 / 610 | 64 / 1626 | 90 / 2286 |
| 24 / 610 | 66 / 1676 | 90 / 2286 |
| | | |
| 24 / 610 | 50 / 1270 | 96 / 2438 |
| 24 / 610 | 52 / 1321 | 96 / 2438 |
| 24 / 610 | 54 / 1372 | 96 / 2438 |
| 24 / 610 | 56 / 1422 | 96 / 2438 |
| 24 / 610 | 58 / 1473 | 96 / 2438 |
| 24 / 610 | 60 / 1524 | 96 / 2438 |
| 24 / 610 | 62 / 1575 | 96 / 2438 |
| 24 / 610 | 64 / 1626 | 96 / 2438 |
| 24 / 610 | 66 / 1676 | 96 / 2438 |
| | | |
| 25 / 635 | 50 / 1270 | 84 / 2134 |
| 25 / 635 | 52 / 1321 | 84 / 2134 |
| 25 / 635 | 54 / 1372 | 84 / 2134 |
| 25 / 635 | 56 / 1422 | 84 / 2134 |
| 25 / 635 | 58 / 1473 | 84 / 2134 |
| 25 / 635 | 60 / 1524 | 84 / 2134 |
| 25 / 635 | 62 / 1575 | 84 / 2134 |
| 25 / 635 | 64 / 1626 | 84 / 2134 |
| 25 / 635 | 66 / 1676 | 84 / 2134 |
| | | |
| 25 / 635 | 50 / 1270 | 90 / 2286 |
| 25 / 635 | 52 / 1321 | 90 / 2286 |
| 25 / 635 | 54 / 1372 | 90 / 2286 |
| 25 / 635 | 56 / 1422 | 90 / 2286 |
| 25 / 635 | 58 / 1473 | 90 / 2286 |
| 25 / 635 | 60 / 1524 | 90 / 2286 |
| 25 / 635 | 62 / 1575 | 90 / 2286 |
| 25 / 635 | 64 / 1626 | 90 / 2286 |
| 25 / 635 | 66 / 1676 | 90 / 2286 |

PRICING

| 69" APPLIANCE SECTION HEIGHT | | | | | |
|------------------------------|------------------|-----------|---------------------------|------------------|-----------|
| SOURCE LAMINATE FRONT | | | FOUNDATION LAMINATE FRONT | | |
| SOURCE LAMINATE CASE | | | | | |
| GABLE FINISH | | | | | |
| Source Laminate | Grade 2 Laminate | Flintwood | Source Laminate | Grade 2 Laminate | Flintwood |
| 1869 | 2622 | 3294 | 2006 | 2759 | 3431 |
| 1889 | 2642 | 3314 | 2032 | 2785 | 3457 |
| 1910 | 2663 | 3335 | 2058 | 2811 | 3483 |
| 1930 | 2683 | 3355 | 2084 | 2837 | 3509 |
| 1952 | 2705 | 3377 | 2111 | 2864 | 3536 |
| 1971 | 2724 | 3396 | 2136 | 2889 | 3561 |
| 1992 | 2745 | 3417 | 2163 | 2916 | 3588 |
| 2013 | 2766 | 3438 | 2190 | 2943 | 3615 |
| 2034 | 2787 | 3459 | 2216 | 2969 | 3641 |
| | | | | | |
| 2130 | 2937 | 3632 | 2322 | 3129 | 3824 |
| 2165 | 2972 | 3667 | 2366 | 3173 | 3868 |
| 2203 | 3010 | 3705 | 2411 | 3218 | 3913 |
| 2237 | 3044 | 3739 | 2453 | 3260 | 3955 |
| 2273 | 3080 | 3775 | 2496 | 3303 | 3998 |
| 2309 | 3116 | 3811 | 2541 | 3348 | 4043 |
| 2346 | 3153 | 3848 | 2585 | 3392 | 4087 |
| 2382 | 3189 | 3884 | 2629 | 3436 | 4131 |
| 2417 | 3224 | 3919 | 2671 | 3478 | 4173 |
| | | | | | |
| 2278 | 3138 | 3865 | 2525 | 3385 | 4112 |
| 2315 | 3175 | 3902 | 2573 | 3433 | 4160 |
| 2352 | 3212 | 3939 | 2619 | 3479 | 4206 |
| 2388 | 3248 | 3975 | 2666 | 3526 | 4253 |
| 2426 | 3286 | 4013 | 2713 | 3573 | 4300 |
| 2463 | 3323 | 4050 | 2761 | 3621 | 4348 |
| 2500 | 3360 | 4087 | 2807 | 3667 | 4394 |
| 2537 | 3397 | 4124 | 2854 | 3714 | 4441 |
| 2573 | 3433 | 4160 | 2900 | 3760 | 4487 |
| | | | | | |
| 1869 | 2653 | 3294 | 2006 | 2790 | 3431 |
| 1889 | 2673 | 3314 | 2032 | 2816 | 3457 |
| 1910 | 2694 | 3335 | 2058 | 2842 | 3483 |
| 1930 | 2714 | 3355 | 2084 | 2868 | 3509 |
| 1952 | 2736 | 3377 | 2111 | 2895 | 3536 |
| 1971 | 2755 | 3396 | 2136 | 2920 | 3561 |
| 1992 | 2776 | 3417 | 2163 | 2947 | 3588 |
| 2013 | 2797 | 3438 | 2190 | 2974 | 3615 |
| 2034 | 2818 | 3459 | 2216 | 3000 | 3641 |
| | | | | | |
| 2130 | 2970 | 3632 | 2322 | 3162 | 3824 |
| 2165 | 3005 | 3667 | 2366 | 3206 | 3868 |
| 2203 | 3043 | 3705 | 2411 | 3251 | 3913 |
| 2237 | 3077 | 3739 | 2453 | 3293 | 3955 |
| 2273 | 3113 | 3775 | 2496 | 3336 | 3998 |
| 2309 | 3149 | 3811 | 2541 | 3381 | 4043 |
| 2346 | 3186 | 3848 | 2585 | 3425 | 4087 |
| 2382 | 3222 | 3884 | 2629 | 3469 | 4131 |
| 2417 | 3257 | 3919 | 2671 | 3511 | 4173 |

Pricing is continued on the following page.

storage cabinets

Xpress

C E K T

Cabinet Kit for Two Appliances – Doors (Continued)

DIMENSIONS
INCHES / MM

PRICING

| | | | 69" APPLIANCE SECTION HEIGHT | | | | | |
|----------|-----------|-----------|-----------------------------------|------------------|-----------|---------------------------------------|------------------|-----------|
| | | | SOURCE LAMINATE FRONT (CONTINUED) | | | FOUNDATION LAMINATE FRONT (CONTINUED) | | |
| | | | SOURCE LAMINATE CASE | | | | | |
| | | | GABLE FINISH | | | | | |
| D | W | H | Source Laminate | Grade 2 Laminate | Flintwood | Source Laminate | Grade 2 Laminate | Flintwood |
| 25 / 635 | 50 / 1270 | 96 / 2438 | 2278 | 3174 | 3865 | 2525 | 3421 | 4112 |
| 25 / 635 | 52 / 1321 | 96 / 2438 | 2315 | 3211 | 3902 | 2573 | 3469 | 4160 |
| 25 / 635 | 54 / 1372 | 96 / 2438 | 2352 | 3248 | 3939 | 2619 | 3515 | 4206 |
| 25 / 635 | 56 / 1422 | 96 / 2438 | 2388 | 3284 | 3975 | 2666 | 3562 | 4253 |
| 25 / 635 | 58 / 1473 | 96 / 2438 | 2426 | 3322 | 4013 | 2713 | 3609 | 4300 |
| 25 / 635 | 60 / 1524 | 96 / 2438 | 2463 | 3359 | 4050 | 2761 | 3657 | 4348 |
| 25 / 635 | 62 / 1575 | 96 / 2438 | 2500 | 3396 | 4087 | 2807 | 3703 | 4394 |
| 25 / 635 | 64 / 1626 | 96 / 2438 | 2537 | 3433 | 4124 | 2854 | 3750 | 4441 |
| 25 / 635 | 66 / 1676 | 96 / 2438 | 2573 | 3469 | 4160 | 2900 | 3796 | 4487 |
| 29 / 737 | 50 / 1270 | 84 / 2134 | 2042 | 2952 | 3688 | 2179 | 3089 | 3825 |
| 29 / 737 | 52 / 1321 | 84 / 2134 | 2064 | 2974 | 3710 | 2207 | 3117 | 3853 |
| 29 / 737 | 54 / 1372 | 84 / 2134 | 2086 | 2996 | 3732 | 2234 | 3144 | 3880 |
| 29 / 737 | 56 / 1422 | 84 / 2134 | 2108 | 3018 | 3754 | 2262 | 3172 | 3908 |
| 29 / 737 | 58 / 1473 | 84 / 2134 | 2131 | 3041 | 3777 | 2290 | 3200 | 3936 |
| 29 / 737 | 60 / 1524 | 84 / 2134 | 2152 | 3062 | 3798 | 2317 | 3227 | 3963 |
| 29 / 737 | 62 / 1575 | 84 / 2134 | 2174 | 3084 | 3820 | 2345 | 3255 | 3991 |
| 29 / 737 | 64 / 1626 | 84 / 2134 | 2196 | 3106 | 3842 | 2373 | 3283 | 4019 |
| 29 / 737 | 66 / 1676 | 84 / 2134 | 2219 | 3129 | 3865 | 2401 | 3311 | 4047 |
| 29 / 737 | 50 / 1270 | 90 / 2286 | 2344 | 3319 | 4083 | 2536 | 3511 | 4275 |
| 29 / 737 | 52 / 1321 | 90 / 2286 | 2381 | 3356 | 4120 | 2582 | 3557 | 4321 |
| 29 / 737 | 54 / 1372 | 90 / 2286 | 2419 | 3394 | 4158 | 2627 | 3602 | 4366 |
| 29 / 737 | 56 / 1422 | 90 / 2286 | 2454 | 3429 | 4193 | 2670 | 3645 | 4409 |
| 29 / 737 | 58 / 1473 | 90 / 2286 | 2492 | 3467 | 4231 | 2715 | 3690 | 4454 |
| 29 / 737 | 60 / 1524 | 90 / 2286 | 2528 | 3503 | 4267 | 2760 | 3735 | 4499 |
| 29 / 737 | 62 / 1575 | 90 / 2286 | 2567 | 3542 | 4306 | 2806 | 3781 | 4545 |
| 29 / 737 | 64 / 1626 | 90 / 2286 | 2603 | 3578 | 4342 | 2850 | 3825 | 4589 |
| 29 / 737 | 66 / 1676 | 90 / 2286 | 2649 | 3624 | 4388 | 2903 | 3878 | 4642 |
| 29 / 737 | 50 / 1270 | 96 / 2438 | 2508 | 3547 | 4339 | 2755 | 3794 | 4586 |
| 29 / 737 | 52 / 1321 | 96 / 2438 | 2547 | 3586 | 4378 | 2805 | 3844 | 4636 |
| 29 / 737 | 54 / 1372 | 96 / 2438 | 2586 | 3625 | 4417 | 2853 | 3892 | 4684 |
| 29 / 737 | 56 / 1422 | 96 / 2438 | 2624 | 3663 | 4455 | 2902 | 3941 | 4733 |
| 29 / 737 | 58 / 1473 | 96 / 2438 | 2663 | 3702 | 4494 | 2950 | 3989 | 4781 |
| 29 / 737 | 60 / 1524 | 96 / 2438 | 2702 | 3741 | 4533 | 3000 | 4039 | 4831 |
| 29 / 737 | 62 / 1575 | 96 / 2438 | 2741 | 3780 | 4572 | 3048 | 4087 | 4879 |
| 29 / 737 | 64 / 1626 | 96 / 2438 | 2780 | 3819 | 4611 | 3097 | 4136 | 4928 |
| 29 / 737 | 66 / 1676 | 96 / 2438 | 2828 | 3867 | 4659 | 3155 | 4194 | 4986 |
| 30 / 762 | 50 / 1270 | 84 / 2134 | 2042 | 2983 | 3688 | 2179 | 3120 | 3825 |
| 30 / 762 | 52 / 1321 | 84 / 2134 | 2064 | 3005 | 3710 | 2207 | 3148 | 3853 |
| 30 / 762 | 54 / 1372 | 84 / 2134 | 2086 | 3027 | 3732 | 2234 | 3175 | 3880 |
| 30 / 762 | 56 / 1422 | 84 / 2134 | 2108 | 3049 | 3754 | 2262 | 3203 | 3908 |
| 30 / 762 | 58 / 1473 | 84 / 2134 | 2131 | 3072 | 3777 | 2290 | 3231 | 3936 |
| 30 / 762 | 60 / 1524 | 84 / 2134 | 2152 | 3093 | 3798 | 2317 | 3258 | 3963 |
| 30 / 762 | 62 / 1575 | 84 / 2134 | 2174 | 3115 | 3820 | 2345 | 3286 | 3991 |
| 30 / 762 | 64 / 1626 | 84 / 2134 | 2196 | 3137 | 3842 | 2373 | 3314 | 4019 |
| 30 / 762 | 66 / 1676 | 84 / 2134 | 2219 | 3160 | 3865 | 2401 | 3342 | 4047 |

Pricing is continued on the following page.

CEKT

Cabinet Kit for Two Appliances – Doors (Continued)

DIMENSIONS
INCHES / MM

| D | W | H |
|----------|-----------|-----------|
| 30 / 762 | 50 / 1270 | 90 / 2286 |
| 30 / 762 | 52 / 1321 | 90 / 2286 |
| 30 / 762 | 54 / 1372 | 90 / 2286 |
| 30 / 762 | 56 / 1422 | 90 / 2286 |
| 30 / 762 | 58 / 1473 | 90 / 2286 |
| 30 / 762 | 60 / 1524 | 90 / 2286 |
| 30 / 762 | 62 / 1575 | 90 / 2286 |
| 30 / 762 | 64 / 1626 | 90 / 2286 |
| 30 / 762 | 66 / 1676 | 90 / 2286 |
| | | |
| 30 / 762 | 50 / 1270 | 96 / 2438 |
| 30 / 762 | 52 / 1321 | 96 / 2438 |
| 30 / 762 | 54 / 1372 | 96 / 2438 |
| 30 / 762 | 56 / 1422 | 96 / 2438 |
| 30 / 762 | 58 / 1473 | 96 / 2438 |
| 30 / 762 | 60 / 1524 | 96 / 2438 |
| 30 / 762 | 62 / 1575 | 96 / 2438 |
| 30 / 762 | 64 / 1626 | 96 / 2438 |
| 30 / 762 | 66 / 1676 | 96 / 2438 |

PRICING

| 69" APPLIANCE SECTION HEIGHT | | | | | |
|-----------------------------------|------------------|-----------|---------------------------------------|------------------|-----------|
| SOURCE LAMINATE FRONT (CONTINUED) | | | FOUNDATION LAMINATE FRONT (CONTINUED) | | |
| SOURCE LAMINATE CASE | | | | | |
| GABLE FINISH | | | | | |
| Source Laminate | Grade 2 Laminate | Flintwood | Source Laminate | Grade 2 Laminate | Flintwood |
| 2344 | 3352 | 4083 | 2536 | 3544 | 4275 |
| 2381 | 3389 | 4120 | 2582 | 3590 | 4321 |
| 2419 | 3427 | 4158 | 2627 | 3635 | 4366 |
| 2454 | 3462 | 4193 | 2670 | 3678 | 4409 |
| 2492 | 3500 | 4231 | 2715 | 3723 | 4454 |
| 2528 | 3536 | 4267 | 2760 | 3768 | 4499 |
| 2567 | 3575 | 4306 | 2806 | 3814 | 4545 |
| 2603 | 3611 | 4342 | 2850 | 3858 | 4589 |
| 2649 | 3657 | 4388 | 2903 | 3911 | 4642 |
| | | | | | |
| 2508 | 3583 | 4339 | 2755 | 3830 | 4586 |
| 2547 | 3622 | 4378 | 2805 | 3880 | 4636 |
| 2586 | 3661 | 4417 | 2853 | 3928 | 4684 |
| 2624 | 3699 | 4455 | 2902 | 3977 | 4733 |
| 2663 | 3738 | 4494 | 2950 | 4025 | 4781 |
| 2702 | 3777 | 4533 | 3000 | 4075 | 4831 |
| 2741 | 3816 | 4572 | 3048 | 4123 | 4879 |
| 2780 | 3855 | 4611 | 3097 | 4172 | 4928 |
| 2828 | 3903 | 4659 | 3155 | 4230 | 4986 |

| | | |
|----------|-----------|-----------|
| 24 / 610 | 50 / 1270 | 84 / 2134 |
| 24 / 610 | 52 / 1321 | 84 / 2134 |
| 24 / 610 | 54 / 1372 | 84 / 2134 |
| 24 / 610 | 56 / 1422 | 84 / 2134 |
| 24 / 610 | 58 / 1473 | 84 / 2134 |
| 24 / 610 | 60 / 1524 | 84 / 2134 |
| 24 / 610 | 62 / 1575 | 84 / 2134 |
| 24 / 610 | 64 / 1626 | 84 / 2134 |
| 24 / 610 | 66 / 1676 | 84 / 2134 |
| | | |
| 24 / 610 | 50 / 1270 | 90 / 2286 |
| 24 / 610 | 52 / 1321 | 90 / 2286 |
| 24 / 610 | 54 / 1372 | 90 / 2286 |
| 24 / 610 | 56 / 1422 | 90 / 2286 |
| 24 / 610 | 58 / 1473 | 90 / 2286 |
| 24 / 610 | 60 / 1524 | 90 / 2286 |
| 24 / 610 | 62 / 1575 | 90 / 2286 |
| 24 / 610 | 64 / 1626 | 90 / 2286 |
| 24 / 610 | 66 / 1676 | 90 / 2286 |

| GRADE 2 LAMINATE FRONT | | | | | |
|------------------------|------------------|-----------|-----------------|------------------|-----------|
| SOURCE LAMINATE CASE | | | FLINTWOOD CASE | | |
| GABLE FINISH | | | | | |
| Source Laminate | Grade 2 Laminate | Flintwood | Source Laminate | Grade 2 Laminate | Flintwood |
| 2275 | 3028 | 3700 | 3981 | 4734 | 5406 |
| 2296 | 3049 | 3721 | 4024 | 4777 | 5449 |
| 2316 | 3069 | 3741 | 4067 | 4820 | 5492 |
| 2336 | 3089 | 3761 | 4110 | 4863 | 5535 |
| 2358 | 3111 | 3783 | 4154 | 4907 | 5579 |
| 2378 | 3131 | 3803 | 4196 | 4949 | 5621 |
| 2399 | 3152 | 3824 | 4239 | 4992 | 5664 |
| 2419 | 3172 | 3844 | 4282 | 5035 | 5707 |
| 2440 | 3193 | 3865 | 4326 | 5079 | 5751 |
| | | | | | |
| 2575 | 3382 | 4077 | 4781 | 5588 | 6283 |
| 2617 | 3424 | 4119 | 4843 | 5650 | 6345 |
| 2661 | 3468 | 4163 | 4907 | 5714 | 6409 |
| 2702 | 3509 | 4204 | 4969 | 5776 | 6471 |
| 2744 | 3551 | 4246 | 5032 | 5839 | 6534 |
| 2788 | 3595 | 4290 | 5095 | 5902 | 6597 |
| 2830 | 3637 | 4332 | 5158 | 5965 | 6660 |
| 2873 | 3680 | 4375 | 5219 | 6026 | 6721 |
| 2914 | 3721 | 4416 | 5282 | 6089 | 6784 |

Pricing is continued on the following page.

storage cabinets

Xpress

C E K T

Cabinet Kit for Two Appliances – Doors (Continued)

DIMENSIONS
INCHES / MM

PRICING

| DIMENSIONS | | | PRICING | | | | | |
|------------|-----------|-----------|------------------------------------|------------------|-----------|-----------------|------------------|-----------|
| | | | 69" APPLIANCE SECTION HEIGHT | | | | | |
| | | | GRADE 2 LAMINATE FRONT (CONTINUED) | | | | | |
| | | | SOURCE LAMINATE CASE | | | FLINTWOOD CASE | | |
| | | | GABLE FINISH | | | | | |
| D | W | H | Source Laminate | Grade 2 Laminate | Flintwood | Source Laminate | Grade 2 Laminate | Flintwood |
| 24 / 610 | 50 / 1270 | 96 / 2438 | 2825 | 3685 | 4412 | 5102 | 5962 | 6689 |
| 24 / 610 | 52 / 1321 | 96 / 2438 | 2869 | 3729 | 4456 | 5171 | 6031 | 6758 |
| 24 / 610 | 54 / 1372 | 96 / 2438 | 2912 | 3772 | 4499 | 5238 | 6098 | 6825 |
| 24 / 610 | 56 / 1422 | 96 / 2438 | 2955 | 3815 | 4542 | 5306 | 6166 | 6893 |
| 24 / 610 | 58 / 1473 | 96 / 2438 | 3000 | 3860 | 4587 | 5375 | 6235 | 6962 |
| 24 / 610 | 60 / 1524 | 96 / 2438 | 3043 | 3903 | 4630 | 5441 | 6301 | 7028 |
| 24 / 610 | 62 / 1575 | 96 / 2438 | 3086 | 3946 | 4673 | 5509 | 6369 | 7096 |
| 24 / 610 | 64 / 1626 | 96 / 2438 | 3130 | 3990 | 4717 | 5578 | 6438 | 7165 |
| 24 / 610 | 66 / 1676 | 96 / 2438 | 3173 | 4033 | 4760 | 5646 | 6506 | 7233 |
| 25 / 635 | 50 / 1270 | 84 / 2134 | 2275 | 3059 | 3700 | 3981 | 4765 | 5406 |
| 25 / 635 | 52 / 1321 | 84 / 2134 | 2296 | 3080 | 3721 | 4024 | 4808 | 5449 |
| 25 / 635 | 54 / 1372 | 84 / 2134 | 2316 | 3100 | 3741 | 4067 | 4851 | 5492 |
| 25 / 635 | 56 / 1422 | 84 / 2134 | 2336 | 3120 | 3761 | 4110 | 4894 | 5535 |
| 25 / 635 | 58 / 1473 | 84 / 2134 | 2358 | 3142 | 3783 | 4154 | 4938 | 5579 |
| 25 / 635 | 60 / 1524 | 84 / 2134 | 2378 | 3162 | 3803 | 4196 | 4980 | 5621 |
| 25 / 635 | 62 / 1575 | 84 / 2134 | 2399 | 3183 | 3824 | 4239 | 5023 | 5664 |
| 25 / 635 | 64 / 1626 | 84 / 2134 | 2419 | 3203 | 3844 | 4282 | 5066 | 5707 |
| 25 / 635 | 66 / 1676 | 84 / 2134 | 2440 | 3224 | 3865 | 4326 | 5110 | 5751 |
| 25 / 635 | 50 / 1270 | 90 / 2286 | 2575 | 3415 | 4077 | 4781 | 5621 | 6283 |
| 25 / 635 | 52 / 1321 | 90 / 2286 | 2617 | 3457 | 4119 | 4843 | 5683 | 6345 |
| 25 / 635 | 54 / 1372 | 90 / 2286 | 2661 | 3501 | 4163 | 4907 | 5747 | 6409 |
| 25 / 635 | 56 / 1422 | 90 / 2286 | 2702 | 3542 | 4204 | 4969 | 5809 | 6471 |
| 25 / 635 | 58 / 1473 | 90 / 2286 | 2744 | 3584 | 4246 | 5032 | 5872 | 6534 |
| 25 / 635 | 60 / 1524 | 90 / 2286 | 2788 | 3628 | 4290 | 5095 | 5935 | 6597 |
| 25 / 635 | 62 / 1575 | 90 / 2286 | 2830 | 3670 | 4332 | 5158 | 5998 | 6660 |
| 25 / 635 | 64 / 1626 | 90 / 2286 | 2873 | 3713 | 4375 | 5219 | 6059 | 6721 |
| 25 / 635 | 66 / 1676 | 90 / 2286 | 2914 | 3754 | 4416 | 5282 | 6122 | 6784 |
| 25 / 635 | 50 / 1270 | 96 / 2438 | 2825 | 3721 | 4412 | 5102 | 5998 | 6689 |
| 25 / 635 | 52 / 1321 | 96 / 2438 | 2869 | 3765 | 4456 | 5171 | 6067 | 6758 |
| 25 / 635 | 54 / 1372 | 96 / 2438 | 2912 | 3808 | 4499 | 5238 | 6134 | 6825 |
| 25 / 635 | 56 / 1422 | 96 / 2438 | 2955 | 3851 | 4542 | 5306 | 6202 | 6893 |
| 25 / 635 | 58 / 1473 | 96 / 2438 | 3000 | 3896 | 4587 | 5375 | 6271 | 6962 |
| 25 / 635 | 60 / 1524 | 96 / 2438 | 3043 | 3939 | 4630 | 5441 | 6337 | 7028 |
| 25 / 635 | 62 / 1575 | 96 / 2438 | 3086 | 3982 | 4673 | 5509 | 6405 | 7096 |
| 25 / 635 | 64 / 1626 | 96 / 2438 | 3130 | 4026 | 4717 | 5578 | 6474 | 7165 |
| 25 / 635 | 66 / 1676 | 96 / 2438 | 3173 | 4069 | 4760 | 5646 | 6542 | 7233 |
| 29 / 737 | 50 / 1270 | 84 / 2134 | 2450 | 3360 | 4096 | 4241 | 5151 | 5887 |
| 29 / 737 | 52 / 1321 | 84 / 2134 | 2473 | 3383 | 4119 | 4293 | 5203 | 5939 |
| 29 / 737 | 54 / 1372 | 84 / 2134 | 2493 | 3403 | 4139 | 4343 | 5253 | 5989 |
| 29 / 737 | 56 / 1422 | 84 / 2134 | 2516 | 3426 | 4162 | 4395 | 5305 | 6041 |
| 29 / 737 | 58 / 1473 | 84 / 2134 | 2539 | 3449 | 4185 | 4448 | 5358 | 6094 |
| 29 / 737 | 60 / 1524 | 84 / 2134 | 2561 | 3471 | 4207 | 4499 | 5409 | 6145 |
| 29 / 737 | 62 / 1575 | 84 / 2134 | 2582 | 3492 | 4228 | 4551 | 5461 | 6197 |
| 29 / 737 | 64 / 1626 | 84 / 2134 | 2604 | 3514 | 4250 | 4601 | 5511 | 6247 |
| 29 / 737 | 66 / 1676 | 84 / 2134 | 2627 | 3537 | 4273 | 4653 | 5563 | 6299 |

Pricing is continued on the following page.

CEKT

**Cabinet Kit for Two Appliances –
Doors (Continued)**

**DIMENSIONS
INCHES / MM**

| D | W | H |
|----------|-----------|-----------|
| 29 / 737 | 50 / 1270 | 90 / 2286 |
| 29 / 737 | 52 / 1321 | 90 / 2286 |
| 29 / 737 | 54 / 1372 | 90 / 2286 |
| 29 / 737 | 56 / 1422 | 90 / 2286 |
| 29 / 737 | 58 / 1473 | 90 / 2286 |
| 29 / 737 | 60 / 1524 | 90 / 2286 |
| 29 / 737 | 62 / 1575 | 90 / 2286 |
| 29 / 737 | 64 / 1626 | 90 / 2286 |
| 29 / 737 | 66 / 1676 | 90 / 2286 |
| | | |
| 29 / 737 | 50 / 1270 | 96 / 2438 |
| 29 / 737 | 52 / 1321 | 96 / 2438 |
| 29 / 737 | 54 / 1372 | 96 / 2438 |
| 29 / 737 | 56 / 1422 | 96 / 2438 |
| 29 / 737 | 58 / 1473 | 96 / 2438 |
| 29 / 737 | 60 / 1524 | 96 / 2438 |
| 29 / 737 | 62 / 1575 | 96 / 2438 |
| 29 / 737 | 64 / 1626 | 96 / 2438 |
| 29 / 737 | 66 / 1676 | 96 / 2438 |
| | | |
| 30 / 762 | 50 / 1270 | 84 / 2134 |
| 30 / 762 | 52 / 1321 | 84 / 2134 |
| 30 / 762 | 54 / 1372 | 84 / 2134 |
| 30 / 762 | 56 / 1422 | 84 / 2134 |
| 30 / 762 | 58 / 1473 | 84 / 2134 |
| 30 / 762 | 60 / 1524 | 84 / 2134 |
| 30 / 762 | 62 / 1575 | 84 / 2134 |
| 30 / 762 | 64 / 1626 | 84 / 2134 |
| 30 / 762 | 66 / 1676 | 84 / 2134 |
| | | |
| 30 / 762 | 50 / 1270 | 90 / 2286 |
| 30 / 762 | 52 / 1321 | 90 / 2286 |
| 30 / 762 | 54 / 1372 | 90 / 2286 |
| 30 / 762 | 56 / 1422 | 90 / 2286 |
| 30 / 762 | 58 / 1473 | 90 / 2286 |
| 30 / 762 | 60 / 1524 | 90 / 2286 |
| 30 / 762 | 62 / 1575 | 90 / 2286 |
| 30 / 762 | 64 / 1626 | 90 / 2286 |
| 30 / 762 | 66 / 1676 | 90 / 2286 |
| | | |
| 30 / 762 | 50 / 1270 | 96 / 2438 |
| 30 / 762 | 52 / 1321 | 96 / 2438 |
| 30 / 762 | 54 / 1372 | 96 / 2438 |
| 30 / 762 | 56 / 1422 | 96 / 2438 |
| 30 / 762 | 58 / 1473 | 96 / 2438 |
| 30 / 762 | 60 / 1524 | 96 / 2438 |
| 30 / 762 | 62 / 1575 | 96 / 2438 |
| 30 / 762 | 64 / 1626 | 96 / 2438 |
| 30 / 762 | 66 / 1676 | 96 / 2438 |

PRICING

| 69" APPLIANCE SECTION HEIGHT | | | | | |
|------------------------------------|------------------|-----------|-----------------|------------------|-----------|
| GRADE 2 LAMINATE FRONT (CONTINUED) | | | | | |
| SOURCE LAMINATE CASE | | | FLINTWOOD CASE | | |
| GABLE FINISH | | | | | |
| Source Laminate | Grade 2 Laminate | Flintwood | Source Laminate | Grade 2 Laminate | Flintwood |
| 2791 | 3766 | 4530 | 5149 | 6124 | 6888 |
| 2835 | 3810 | 4574 | 5225 | 6200 | 6964 |
| 2879 | 3854 | 4618 | 5303 | 6278 | 7042 |
| 2921 | 3896 | 4660 | 5379 | 6354 | 7118 |
| 2965 | 3940 | 4704 | 5455 | 6430 | 7194 |
| 3009 | 3984 | 4748 | 5532 | 6507 | 7271 |
| 3053 | 4028 | 4792 | 5610 | 6585 | 7349 |
| 3096 | 4071 | 4835 | 5686 | 6661 | 7425 |
| 3148 | 4123 | 4887 | 5762 | 6737 | 7501 |
| | | | | | |
| 3057 | 4096 | 4888 | 5532 | 6571 | 7363 |
| 3103 | 4142 | 4934 | 5614 | 6653 | 7445 |
| 3148 | 4187 | 4979 | 5696 | 6735 | 7527 |
| 3193 | 4232 | 5024 | 5778 | 6817 | 7609 |
| 3239 | 4278 | 5070 | 5860 | 6899 | 7691 |
| 3284 | 4323 | 5115 | 5941 | 6980 | 7772 |
| 3330 | 4369 | 5161 | 6024 | 7063 | 7855 |
| 3376 | 4415 | 5207 | 6106 | 7145 | 7937 |
| 3431 | 4470 | 5262 | 6187 | 7226 | 8018 |
| | | | | | |
| 2450 | 3391 | 4096 | 4241 | 5182 | 5887 |
| 2473 | 3414 | 4119 | 4293 | 5234 | 5939 |
| 2493 | 3434 | 4139 | 4343 | 5284 | 5989 |
| 2516 | 3457 | 4162 | 4395 | 5336 | 6041 |
| 2539 | 3480 | 4185 | 4448 | 5389 | 6094 |
| 2561 | 3502 | 4207 | 4499 | 5440 | 6145 |
| 2582 | 3523 | 4228 | 4551 | 5492 | 6197 |
| 2604 | 3545 | 4250 | 4601 | 5542 | 6247 |
| 2627 | 3568 | 4273 | 4653 | 5594 | 6299 |
| | | | | | |
| 2791 | 3799 | 4530 | 5149 | 6157 | 6888 |
| 2835 | 3843 | 4574 | 5225 | 6233 | 6964 |
| 2879 | 3887 | 4618 | 5303 | 6311 | 7042 |
| 2921 | 3929 | 4660 | 5379 | 6387 | 7118 |
| 2965 | 3973 | 4704 | 5455 | 6463 | 7194 |
| 3009 | 4017 | 4748 | 5532 | 6540 | 7271 |
| 3053 | 4061 | 4792 | 5610 | 6618 | 7349 |
| 3096 | 4104 | 4835 | 5686 | 6694 | 7425 |
| 3148 | 4156 | 4887 | 5762 | 6770 | 7501 |
| | | | | | |
| 3057 | 4132 | 4888 | 5532 | 6607 | 7363 |
| 3103 | 4178 | 4934 | 5614 | 6689 | 7445 |
| 3148 | 4223 | 4979 | 5696 | 6771 | 7527 |
| 3193 | 4268 | 5024 | 5778 | 6853 | 7609 |
| 3239 | 4314 | 5070 | 5860 | 6935 | 7691 |
| 3284 | 4359 | 5115 | 5941 | 7016 | 7772 |
| 3330 | 4405 | 5161 | 6024 | 7099 | 7855 |
| 3376 | 4451 | 5207 | 6106 | 7181 | 7937 |
| 3431 | 4506 | 5262 | 6187 | 7262 | 8018 |

Pricing is continued on the following page.

storage cabinets

Xpress

C E K T

Cabinet Kit for Two Appliances – Doors (Continued)

DIMENSIONS
INCHES / MM

PRICING

| DIMENSIONS | | | PRICING | | | | | |
|------------|-----------|-----------|------------------------------|------------------|-----------|-----------------|------------------|-----------|
| | | | 69" APPLIANCE SECTION HEIGHT | | | | | |
| | | | FLINTWOOD FRONT | | | | | |
| | | | SOURCE LAMINATE CASE | | | FLINTWOOD CASE | | |
| | | | GABLE FINISH | | | | | |
| D | W | H | Source Laminate | Grade 2 Laminate | Flintwood | Source Laminate | Grade 2 Laminate | Flintwood |
| 24 / 610 | 50 / 1270 | 84 / 2134 | 2253 | 3006 | 3678 | 3961 | 4714 | 5386 |
| 24 / 610 | 52 / 1321 | 84 / 2134 | 2273 | 3026 | 3698 | 4004 | 4757 | 5429 |
| 24 / 610 | 54 / 1372 | 84 / 2134 | 2293 | 3046 | 3718 | 4047 | 4800 | 5472 |
| 24 / 610 | 56 / 1422 | 84 / 2134 | 2313 | 3066 | 3738 | 4089 | 4842 | 5514 |
| 24 / 610 | 58 / 1473 | 84 / 2134 | 2335 | 3088 | 3760 | 4133 | 4886 | 5558 |
| 24 / 610 | 60 / 1524 | 84 / 2134 | 2354 | 3107 | 3779 | 4175 | 4928 | 5600 |
| 24 / 610 | 62 / 1575 | 84 / 2134 | 2375 | 3128 | 3800 | 4218 | 4971 | 5643 |
| 24 / 610 | 64 / 1626 | 84 / 2134 | 2395 | 3148 | 3820 | 4260 | 5013 | 5685 |
| 24 / 610 | 66 / 1676 | 84 / 2134 | 2416 | 3169 | 3841 | 4304 | 5057 | 5729 |
| 24 / 610 | 50 / 1270 | 90 / 2286 | 2550 | 3357 | 4052 | 4757 | 5564 | 6259 |
| 24 / 610 | 52 / 1321 | 90 / 2286 | 2591 | 3398 | 4093 | 4819 | 5626 | 6321 |
| 24 / 610 | 54 / 1372 | 90 / 2286 | 2635 | 3442 | 4137 | 4883 | 5690 | 6385 |
| 24 / 610 | 56 / 1422 | 90 / 2286 | 2675 | 3482 | 4177 | 4944 | 5751 | 6446 |
| 24 / 610 | 58 / 1473 | 90 / 2286 | 2717 | 3524 | 4219 | 5007 | 5814 | 6509 |
| 24 / 610 | 60 / 1524 | 90 / 2286 | 2760 | 3567 | 4262 | 5069 | 5876 | 6571 |
| 24 / 610 | 62 / 1575 | 90 / 2286 | 2802 | 3609 | 4304 | 5132 | 5939 | 6634 |
| 24 / 610 | 64 / 1626 | 90 / 2286 | 2844 | 3651 | 4346 | 5193 | 6000 | 6695 |
| 24 / 610 | 66 / 1676 | 90 / 2286 | 2885 | 3692 | 4387 | 5256 | 6063 | 6758 |
| 24 / 610 | 50 / 1270 | 96 / 2438 | 2797 | 3657 | 4384 | 5077 | 5937 | 6664 |
| 24 / 610 | 52 / 1321 | 96 / 2438 | 2840 | 3700 | 4427 | 5145 | 6005 | 6732 |
| 24 / 610 | 54 / 1372 | 96 / 2438 | 2883 | 3743 | 4470 | 5212 | 6072 | 6799 |
| 24 / 610 | 56 / 1422 | 96 / 2438 | 2925 | 3785 | 4512 | 5279 | 6139 | 6866 |
| 24 / 610 | 58 / 1473 | 96 / 2438 | 2970 | 3830 | 4557 | 5348 | 6208 | 6935 |
| 24 / 610 | 60 / 1524 | 96 / 2438 | 3012 | 3872 | 4599 | 5414 | 6274 | 7001 |
| 24 / 610 | 62 / 1575 | 96 / 2438 | 3056 | 3916 | 4643 | 5482 | 6342 | 7069 |
| 24 / 610 | 64 / 1626 | 96 / 2438 | 3099 | 3959 | 4686 | 5550 | 6410 | 7137 |
| 24 / 610 | 66 / 1676 | 96 / 2438 | 3142 | 4002 | 4729 | 5618 | 6478 | 7205 |
| 25 / 635 | 50 / 1270 | 84 / 2134 | 2253 | 3037 | 3678 | 3961 | 4745 | 5386 |
| 25 / 635 | 52 / 1321 | 84 / 2134 | 2273 | 3057 | 3698 | 4004 | 4788 | 5429 |
| 25 / 635 | 54 / 1372 | 84 / 2134 | 2293 | 3077 | 3718 | 4047 | 4831 | 5472 |
| 25 / 635 | 56 / 1422 | 84 / 2134 | 2313 | 3097 | 3738 | 4089 | 4873 | 5514 |
| 25 / 635 | 58 / 1473 | 84 / 2134 | 2335 | 3119 | 3760 | 4133 | 4917 | 5558 |
| 25 / 635 | 60 / 1524 | 84 / 2134 | 2354 | 3138 | 3779 | 4175 | 4959 | 5600 |
| 25 / 635 | 62 / 1575 | 84 / 2134 | 2375 | 3159 | 3800 | 4218 | 5002 | 5643 |
| 25 / 635 | 64 / 1626 | 84 / 2134 | 2395 | 3179 | 3820 | 4260 | 5044 | 5685 |
| 25 / 635 | 66 / 1676 | 84 / 2134 | 2416 | 3200 | 3841 | 4304 | 5088 | 5729 |
| 25 / 635 | 50 / 1270 | 90 / 2286 | 2550 | 3390 | 4052 | 4757 | 5597 | 6259 |
| 25 / 635 | 52 / 1321 | 90 / 2286 | 2591 | 3431 | 4093 | 4819 | 5659 | 6321 |
| 25 / 635 | 54 / 1372 | 90 / 2286 | 2635 | 3475 | 4137 | 4883 | 5723 | 6385 |
| 25 / 635 | 56 / 1422 | 90 / 2286 | 2675 | 3515 | 4177 | 4944 | 5784 | 6446 |
| 25 / 635 | 58 / 1473 | 90 / 2286 | 2717 | 3557 | 4219 | 5007 | 5847 | 6509 |
| 25 / 635 | 60 / 1524 | 90 / 2286 | 2760 | 3600 | 4262 | 5069 | 5909 | 6571 |
| 25 / 635 | 62 / 1575 | 90 / 2286 | 2802 | 3642 | 4304 | 5132 | 5972 | 6634 |
| 25 / 635 | 64 / 1626 | 90 / 2286 | 2844 | 3684 | 4346 | 5193 | 6033 | 6695 |
| 25 / 635 | 66 / 1676 | 90 / 2286 | 2885 | 3725 | 4387 | 5256 | 6096 | 6758 |

Pricing is continued on the following page.

C E K T

**Cabinet Kit for Two Appliances –
Doors (Continued)**

**DIMENSIONS
INCHES / MM**

| D | W | H |
|----------|-----------|-----------|
| 25 / 635 | 50 / 1270 | 96 / 2438 |
| 25 / 635 | 52 / 1321 | 96 / 2438 |
| 25 / 635 | 54 / 1372 | 96 / 2438 |
| 25 / 635 | 56 / 1422 | 96 / 2438 |
| 25 / 635 | 58 / 1473 | 96 / 2438 |
| 25 / 635 | 60 / 1524 | 96 / 2438 |
| 25 / 635 | 62 / 1575 | 96 / 2438 |
| 25 / 635 | 64 / 1626 | 96 / 2438 |
| 25 / 635 | 66 / 1676 | 96 / 2438 |
| | | |
| 29 / 737 | 50 / 1270 | 84 / 2134 |
| 29 / 737 | 52 / 1321 | 84 / 2134 |
| 29 / 737 | 54 / 1372 | 84 / 2134 |
| 29 / 737 | 56 / 1422 | 84 / 2134 |
| 29 / 737 | 58 / 1473 | 84 / 2134 |
| 29 / 737 | 60 / 1524 | 84 / 2134 |
| 29 / 737 | 62 / 1575 | 84 / 2134 |
| 29 / 737 | 64 / 1626 | 84 / 2134 |
| 29 / 737 | 66 / 1676 | 84 / 2134 |
| | | |
| 29 / 737 | 50 / 1270 | 90 / 2286 |
| 29 / 737 | 52 / 1321 | 90 / 2286 |
| 29 / 737 | 54 / 1372 | 90 / 2286 |
| 29 / 737 | 56 / 1422 | 90 / 2286 |
| 29 / 737 | 58 / 1473 | 90 / 2286 |
| 29 / 737 | 60 / 1524 | 90 / 2286 |
| 29 / 737 | 62 / 1575 | 90 / 2286 |
| 29 / 737 | 64 / 1626 | 90 / 2286 |
| 29 / 737 | 66 / 1676 | 90 / 2286 |
| | | |
| 29 / 737 | 50 / 1270 | 96 / 2438 |
| 29 / 737 | 52 / 1321 | 96 / 2438 |
| 29 / 737 | 54 / 1372 | 96 / 2438 |
| 29 / 737 | 56 / 1422 | 96 / 2438 |
| 29 / 737 | 58 / 1473 | 96 / 2438 |
| 29 / 737 | 60 / 1524 | 96 / 2438 |
| 29 / 737 | 62 / 1575 | 96 / 2438 |
| 29 / 737 | 64 / 1626 | 96 / 2438 |
| 29 / 737 | 66 / 1676 | 96 / 2438 |
| | | |
| 30 / 762 | 50 / 1270 | 84 / 2134 |
| 30 / 762 | 52 / 1321 | 84 / 2134 |
| 30 / 762 | 54 / 1372 | 84 / 2134 |
| 30 / 762 | 56 / 1422 | 84 / 2134 |
| 30 / 762 | 58 / 1473 | 84 / 2134 |
| 30 / 762 | 60 / 1524 | 84 / 2134 |
| 30 / 762 | 62 / 1575 | 84 / 2134 |
| 30 / 762 | 64 / 1626 | 84 / 2134 |
| 30 / 762 | 66 / 1676 | 84 / 2134 |

PRICING

| 69" APPLIANCE SECTION HEIGHT | | | | | |
|------------------------------|------------------|-----------|-----------------|------------------|-----------|
| FLINTWOOD FRONT (CONTINUED) | | | | | |
| SOURCE LAMINATE CASE | | | FLINTWOOD CASE | | |
| GABLE FINISH | | | | | |
| Source Laminate | Grade 2 Laminate | Flintwood | Source Laminate | Grade 2 Laminate | Flintwood |
| 2797 | 3693 | 4384 | 5077 | 5973 | 6664 |
| 2840 | 3736 | 4427 | 5145 | 6041 | 6732 |
| 2883 | 3779 | 4470 | 5212 | 6108 | 6799 |
| 2925 | 3821 | 4512 | 5279 | 6175 | 6866 |
| 2970 | 3866 | 4557 | 5348 | 6244 | 6935 |
| 3012 | 3908 | 4599 | 5414 | 6310 | 7001 |
| 3056 | 3952 | 4643 | 5482 | 6378 | 7069 |
| 3099 | 3995 | 4686 | 5550 | 6446 | 7137 |
| 3142 | 4038 | 4729 | 5618 | 6514 | 7205 |
| | | | | | |
| 2426 | 3336 | 4072 | 4220 | 5130 | 5866 |
| 2448 | 3358 | 4094 | 4271 | 5181 | 5917 |
| 2469 | 3379 | 4115 | 4322 | 5232 | 5968 |
| 2491 | 3401 | 4137 | 4373 | 5283 | 6019 |
| 2514 | 3424 | 4160 | 4426 | 5336 | 6072 |
| 2535 | 3445 | 4181 | 4476 | 5386 | 6122 |
| 2557 | 3467 | 4203 | 4528 | 5438 | 6174 |
| 2578 | 3488 | 4224 | 4578 | 5488 | 6224 |
| 2601 | 3511 | 4247 | 4630 | 5540 | 6276 |
| | | | | | |
| 2764 | 3739 | 4503 | 5124 | 6099 | 6863 |
| 2807 | 3782 | 4546 | 5199 | 6174 | 6938 |
| 2851 | 3826 | 4590 | 5277 | 6252 | 7016 |
| 2892 | 3867 | 4631 | 5352 | 6327 | 7091 |
| 2936 | 3911 | 4675 | 5428 | 6403 | 7167 |
| 2979 | 3954 | 4718 | 5504 | 6479 | 7243 |
| 3023 | 3998 | 4762 | 5582 | 6557 | 7321 |
| 3065 | 4040 | 4804 | 5657 | 6632 | 7396 |
| 3117 | 4092 | 4856 | 5733 | 6708 | 7472 |
| | | | | | |
| 3027 | 4066 | 4858 | 5505 | 6544 | 7336 |
| 3072 | 4111 | 4903 | 5586 | 6625 | 7417 |
| 3117 | 4156 | 4948 | 5668 | 6707 | 7499 |
| 3161 | 4200 | 4992 | 5749 | 6788 | 7580 |
| 3207 | 4246 | 5038 | 5831 | 6870 | 7662 |
| 3251 | 4290 | 5082 | 5911 | 6950 | 7742 |
| 3297 | 4336 | 5128 | 5994 | 7033 | 7825 |
| 3342 | 4381 | 5173 | 6075 | 7114 | 7906 |
| 3397 | 4436 | 5228 | 6156 | 7195 | 7987 |
| | | | | | |
| 2426 | 3367 | 4072 | 4220 | 5161 | 5866 |
| 2448 | 3389 | 4094 | 4271 | 5212 | 5917 |
| 2469 | 3410 | 4115 | 4322 | 5263 | 5968 |
| 2491 | 3432 | 4137 | 4373 | 5314 | 6019 |
| 2514 | 3455 | 4160 | 4426 | 5367 | 6072 |
| 2535 | 3476 | 4181 | 4476 | 5417 | 6122 |
| 2557 | 3498 | 4203 | 4528 | 5469 | 6174 |
| 2578 | 3519 | 4224 | 4578 | 5519 | 6224 |
| 2601 | 3542 | 4247 | 4630 | 5571 | 6276 |

Pricing is continued on the following page.

storage cabinets

Xpress

C E K T

Cabinet Kit for Two Appliances – Doors (Continued)

DIMENSIONS
INCHES / MM

PRICING

| D | W | H |
|----------|-----------|-----------|
| 30 / 762 | 50 / 1270 | 90 / 2286 |
| 30 / 762 | 52 / 1321 | 90 / 2286 |
| 30 / 762 | 54 / 1372 | 90 / 2286 |
| 30 / 762 | 56 / 1422 | 90 / 2286 |
| 30 / 762 | 58 / 1473 | 90 / 2286 |
| 30 / 762 | 60 / 1524 | 90 / 2286 |
| 30 / 762 | 62 / 1575 | 90 / 2286 |
| 30 / 762 | 64 / 1626 | 90 / 2286 |
| 30 / 762 | 66 / 1676 | 90 / 2286 |
| | | |
| 30 / 762 | 50 / 1270 | 96 / 2438 |
| 30 / 762 | 52 / 1321 | 96 / 2438 |
| 30 / 762 | 54 / 1372 | 96 / 2438 |
| 30 / 762 | 56 / 1422 | 96 / 2438 |
| 30 / 762 | 58 / 1473 | 96 / 2438 |
| 30 / 762 | 60 / 1524 | 96 / 2438 |
| 30 / 762 | 62 / 1575 | 96 / 2438 |
| 30 / 762 | 64 / 1626 | 96 / 2438 |
| 30 / 762 | 66 / 1676 | 96 / 2438 |

| 69" APPLIANCE SECTION HEIGHT | | | | | |
|------------------------------|------------------|-----------|-----------------|------------------|-----------|
| FLINTWOOD FRONT (CONTINUED) | | | | | |
| SOURCE LAMINATE CASE | | | FLINTWOOD CASE | | |
| GABLE FINISH | | | | | |
| Source Laminate | Grade 2 Laminate | Flintwood | Source Laminate | Grade 2 Laminate | Flintwood |
| 2764 | 3772 | 4503 | 5124 | 6132 | 6863 |
| 2807 | 3815 | 4546 | 5199 | 6207 | 6938 |
| 2851 | 3859 | 4590 | 5277 | 6285 | 7016 |
| 2892 | 3900 | 4631 | 5352 | 6360 | 7091 |
| 2936 | 3944 | 4675 | 5428 | 6436 | 7167 |
| 2979 | 3987 | 4718 | 5504 | 6512 | 7243 |
| 3023 | 4031 | 4762 | 5582 | 6590 | 7321 |
| 3065 | 4073 | 4804 | 5657 | 6665 | 7396 |
| 3117 | 4125 | 4856 | 5733 | 6741 | 7472 |
| | | | | | |
| 3027 | 4102 | 4858 | 5505 | 6580 | 7336 |
| 3072 | 4147 | 4903 | 5586 | 6661 | 7417 |
| 3117 | 4192 | 4948 | 5668 | 6743 | 7499 |
| 3161 | 4236 | 4992 | 5749 | 6824 | 7580 |
| 3207 | 4282 | 5038 | 5831 | 6906 | 7662 |
| 3251 | 4326 | 5082 | 5911 | 6986 | 7742 |
| 3297 | 4372 | 5128 | 5994 | 7069 | 7825 |
| 3342 | 4417 | 5173 | 6075 | 7150 | 7906 |
| 3397 | 4472 | 5228 | 6156 | 7231 | 7987 |

| | | |
|----------|-----------|-----------|
| 24 / 610 | 50 / 1270 | 90 / 2286 |
| 24 / 610 | 52 / 1321 | 90 / 2286 |
| 24 / 610 | 54 / 1372 | 90 / 2286 |
| 24 / 610 | 56 / 1422 | 90 / 2286 |
| 24 / 610 | 58 / 1473 | 90 / 2286 |
| 24 / 610 | 60 / 1524 | 90 / 2286 |
| 24 / 610 | 62 / 1575 | 90 / 2286 |
| 24 / 610 | 64 / 1626 | 90 / 2286 |
| 24 / 610 | 66 / 1676 | 90 / 2286 |
| | | |
| 24 / 610 | 50 / 1270 | 96 / 2438 |
| 24 / 610 | 52 / 1321 | 96 / 2438 |
| 24 / 610 | 54 / 1372 | 96 / 2438 |
| 24 / 610 | 56 / 1422 | 96 / 2438 |
| 24 / 610 | 58 / 1473 | 96 / 2438 |
| 24 / 610 | 60 / 1524 | 96 / 2438 |
| 24 / 610 | 62 / 1575 | 96 / 2438 |
| 24 / 610 | 64 / 1626 | 96 / 2438 |
| 24 / 610 | 66 / 1676 | 96 / 2438 |

| 72" APPLIANCE SECTION HEIGHT | | | | | |
|------------------------------|------------------|-----------|---------------------------|------------------|-----------|
| SOURCE LAMINATE FRONT | | | FOUNDATION LAMINATE FRONT | | |
| SOURCE LAMINATE CASE | | | | | |
| GABLE FINISH | | | | | |
| Source Laminate | Grade 2 Laminate | Flintwood | Source Laminate | Grade 2 Laminate | Flintwood |
| 1951 | 2758 | 3453 | 2116 | 2923 | 3618 |
| 1975 | 2782 | 3477 | 2147 | 2954 | 3649 |
| 2001 | 2808 | 3503 | 2179 | 2986 | 3681 |
| 2025 | 2832 | 3527 | 2210 | 3017 | 3712 |
| 2051 | 2858 | 3553 | 2242 | 3049 | 3744 |
| 2074 | 2881 | 3576 | 2273 | 3080 | 3775 |
| 2100 | 2907 | 3602 | 2305 | 3112 | 3807 |
| 2124 | 2931 | 3626 | 2336 | 3143 | 3838 |
| 2150 | 2957 | 3652 | 2368 | 3175 | 3870 |
| | | | | | |
| 2223 | 3083 | 3810 | 2443 | 3303 | 4030 |
| 2260 | 3120 | 3847 | 2489 | 3349 | 4076 |
| 2297 | 3157 | 3884 | 2535 | 3395 | 4122 |
| 2331 | 3191 | 3918 | 2578 | 3438 | 4165 |
| 2369 | 3229 | 3956 | 2624 | 3484 | 4211 |
| 2405 | 3265 | 3992 | 2670 | 3530 | 4257 |
| 2441 | 3301 | 4028 | 2714 | 3574 | 4301 |
| 2478 | 3338 | 4065 | 2760 | 3620 | 4347 |
| 2514 | 3374 | 4101 | 2805 | 3665 | 4392 |

Pricing is continued on the following page.

CEKT

**Cabinet Kit for Two Appliances –
Doors (Continued)**

**DIMENSIONS
INCHES / MM**

| D | W | H |
|----------|-----------|-----------|
| 25 / 635 | 50 / 1270 | 90 / 2286 |
| 25 / 635 | 52 / 1321 | 90 / 2286 |
| 25 / 635 | 54 / 1372 | 90 / 2286 |
| 25 / 635 | 56 / 1422 | 90 / 2286 |
| 25 / 635 | 58 / 1473 | 90 / 2286 |
| 25 / 635 | 60 / 1524 | 90 / 2286 |
| 25 / 635 | 62 / 1575 | 90 / 2286 |
| 25 / 635 | 64 / 1626 | 90 / 2286 |
| 25 / 635 | 66 / 1676 | 90 / 2286 |
| | | |
| 25 / 635 | 50 / 1270 | 96 / 2438 |
| 25 / 635 | 52 / 1321 | 96 / 2438 |
| 25 / 635 | 54 / 1372 | 96 / 2438 |
| 25 / 635 | 56 / 1422 | 96 / 2438 |
| 25 / 635 | 58 / 1473 | 96 / 2438 |
| 25 / 635 | 60 / 1524 | 96 / 2438 |
| 25 / 635 | 62 / 1575 | 96 / 2438 |
| 25 / 635 | 64 / 1626 | 96 / 2438 |
| 25 / 635 | 66 / 1676 | 96 / 2438 |
| | | |
| 29 / 737 | 50 / 1270 | 90 / 2286 |
| 29 / 737 | 52 / 1321 | 90 / 2286 |
| 29 / 737 | 54 / 1372 | 90 / 2286 |
| 29 / 737 | 56 / 1422 | 90 / 2286 |
| 29 / 737 | 58 / 1473 | 90 / 2286 |
| 29 / 737 | 60 / 1524 | 90 / 2286 |
| 29 / 737 | 62 / 1575 | 90 / 2286 |
| 29 / 737 | 64 / 1626 | 90 / 2286 |
| 29 / 737 | 66 / 1676 | 90 / 2286 |
| | | |
| 29 / 737 | 50 / 1270 | 96 / 2438 |
| 29 / 737 | 52 / 1321 | 96 / 2438 |
| 29 / 737 | 54 / 1372 | 96 / 2438 |
| 29 / 737 | 56 / 1422 | 96 / 2438 |
| 29 / 737 | 58 / 1473 | 96 / 2438 |
| 29 / 737 | 60 / 1524 | 96 / 2438 |
| 29 / 737 | 62 / 1575 | 96 / 2438 |
| 29 / 737 | 64 / 1626 | 96 / 2438 |
| 29 / 737 | 66 / 1676 | 96 / 2438 |

PRICING

| 72" APPLIANCE SECTION HEIGHT | | | | | |
|-----------------------------------|------------------|-----------|---------------------------------------|------------------|-----------|
| SOURCE LAMINATE FRONT (CONTINUED) | | | FOUNDATION LAMINATE FRONT (CONTINUED) | | |
| SOURCE LAMINATE CASE | | | | | |
| GABLE FINISH | | | | | |
| Source Laminate | Grade 2 Laminate | Flintwood | Source Laminate | Grade 2 Laminate | Flintwood |
| 1951 | 2791 | 3453 | 2116 | 2956 | 3618 |
| 1975 | 2815 | 3477 | 2147 | 2987 | 3649 |
| 2001 | 2841 | 3503 | 2179 | 3019 | 3681 |
| 2025 | 2865 | 3527 | 2210 | 3050 | 3712 |
| 2051 | 2891 | 3553 | 2242 | 3082 | 3744 |
| 2074 | 2914 | 3576 | 2273 | 3113 | 3775 |
| 2100 | 2940 | 3602 | 2305 | 3145 | 3807 |
| 2124 | 2964 | 3626 | 2336 | 3176 | 3838 |
| 2150 | 2990 | 3652 | 2368 | 3208 | 3870 |
| | | | | | |
| 2223 | 3119 | 3810 | 2443 | 3339 | 4030 |
| 2260 | 3156 | 3847 | 2489 | 3385 | 4076 |
| 2297 | 3193 | 3884 | 2535 | 3431 | 4122 |
| 2331 | 3227 | 3918 | 2578 | 3474 | 4165 |
| 2369 | 3265 | 3956 | 2624 | 3520 | 4211 |
| 2405 | 3301 | 3992 | 2670 | 3566 | 4257 |
| 2441 | 3337 | 4028 | 2714 | 3610 | 4301 |
| 2478 | 3374 | 4065 | 2760 | 3656 | 4347 |
| 2514 | 3410 | 4101 | 2805 | 3701 | 4392 |
| | | | | | |
| 2136 | 3111 | 3875 | 2301 | 3276 | 4040 |
| 2161 | 3136 | 3900 | 2333 | 3308 | 4072 |
| 2188 | 3163 | 3927 | 2366 | 3341 | 4105 |
| 2213 | 3188 | 3952 | 2398 | 3373 | 4137 |
| 2240 | 3215 | 3979 | 2431 | 3406 | 4170 |
| 2265 | 3240 | 4004 | 2464 | 3439 | 4203 |
| 2292 | 3267 | 4031 | 2497 | 3472 | 4236 |
| 2317 | 3292 | 4056 | 2529 | 3504 | 4268 |
| 2344 | 3319 | 4083 | 2562 | 3537 | 4301 |
| | | | | | |
| 2448 | 3487 | 4279 | 2668 | 3707 | 4499 |
| 2486 | 3525 | 4317 | 2715 | 3754 | 4546 |
| 2524 | 3563 | 4355 | 2762 | 3801 | 4593 |
| 2561 | 3600 | 4392 | 2808 | 3847 | 4639 |
| 2600 | 3639 | 4431 | 2855 | 3894 | 4686 |
| 2637 | 3676 | 4468 | 2902 | 3941 | 4733 |
| 2675 | 3714 | 4506 | 2948 | 3987 | 4779 |
| 2713 | 3752 | 4544 | 2995 | 4034 | 4826 |
| 2761 | 3800 | 4592 | 3052 | 4091 | 4883 |

Pricing is continued on the following page.

storage cabinets

Xpress

C E K T

Cabinet Kit for Two Appliances – Doors (Continued)

DIMENSIONS
INCHES / MM

PRICING

| D | W | H |
|----------|-----------|-----------|
| 30 / 762 | 50 / 1270 | 90 / 2286 |
| 30 / 762 | 52 / 1321 | 90 / 2286 |
| 30 / 762 | 54 / 1372 | 90 / 2286 |
| 30 / 762 | 56 / 1422 | 90 / 2286 |
| 30 / 762 | 58 / 1473 | 90 / 2286 |
| 30 / 762 | 60 / 1524 | 90 / 2286 |
| 30 / 762 | 62 / 1575 | 90 / 2286 |
| 30 / 762 | 64 / 1626 | 90 / 2286 |
| 30 / 762 | 66 / 1676 | 90 / 2286 |
| 30 / 762 | 50 / 1270 | 96 / 2438 |
| 30 / 762 | 52 / 1321 | 96 / 2438 |
| 30 / 762 | 54 / 1372 | 96 / 2438 |
| 30 / 762 | 56 / 1422 | 96 / 2438 |
| 30 / 762 | 58 / 1473 | 96 / 2438 |
| 30 / 762 | 60 / 1524 | 96 / 2438 |
| 30 / 762 | 62 / 1575 | 96 / 2438 |
| 30 / 762 | 64 / 1626 | 96 / 2438 |
| 30 / 762 | 66 / 1676 | 96 / 2438 |

| 72" APPLIANCE SECTION HEIGHT | | | | | |
|------------------------------|------------------|-----------|---------------------------|------------------|-----------|
| SOURCE LAMINATE FRONT | | | FOUNDATION LAMINATE FRONT | | |
| SOURCE LAMINATE CASE | | | | | |
| GABLE FINISH | | | | | |
| Source Laminate | Grade 2 Laminate | Flintwood | Source Laminate | Grade 2 Laminate | Flintwood |
| 2136 | 3144 | 3875 | 2301 | 3309 | 4040 |
| 2161 | 3169 | 3900 | 2333 | 3341 | 4072 |
| 2188 | 3196 | 3927 | 2366 | 3374 | 4105 |
| 2213 | 3221 | 3952 | 2398 | 3406 | 4137 |
| 2240 | 3248 | 3979 | 2431 | 3439 | 4170 |
| 2265 | 3273 | 4004 | 2464 | 3472 | 4203 |
| 2292 | 3300 | 4031 | 2497 | 3505 | 4236 |
| 2317 | 3325 | 4056 | 2529 | 3537 | 4268 |
| 2344 | 3352 | 4083 | 2562 | 3570 | 4301 |
| 2448 | 3523 | 4279 | 2668 | 3743 | 4499 |
| 2486 | 3561 | 4317 | 2715 | 3790 | 4546 |
| 2524 | 3599 | 4355 | 2762 | 3837 | 4593 |
| 2561 | 3636 | 4392 | 2808 | 3883 | 4639 |
| 2600 | 3675 | 4431 | 2855 | 3930 | 4686 |
| 2637 | 3712 | 4468 | 2902 | 3977 | 4733 |
| 2675 | 3750 | 4506 | 2948 | 4023 | 4779 |
| 2713 | 3788 | 4544 | 2995 | 4070 | 4826 |
| 2761 | 3836 | 4592 | 3052 | 4127 | 4883 |

| | | |
|----------|-----------|-----------|
| 24 / 610 | 50 / 1270 | 90 / 2286 |
| 24 / 610 | 52 / 1321 | 90 / 2286 |
| 24 / 610 | 54 / 1372 | 90 / 2286 |
| 24 / 610 | 56 / 1422 | 90 / 2286 |
| 24 / 610 | 58 / 1473 | 90 / 2286 |
| 24 / 610 | 60 / 1524 | 90 / 2286 |
| 24 / 610 | 62 / 1575 | 90 / 2286 |
| 24 / 610 | 64 / 1626 | 90 / 2286 |
| 24 / 610 | 66 / 1676 | 90 / 2286 |
| 24 / 610 | 50 / 1270 | 96 / 2438 |
| 24 / 610 | 52 / 1321 | 96 / 2438 |
| 24 / 610 | 54 / 1372 | 96 / 2438 |
| 24 / 610 | 56 / 1422 | 96 / 2438 |
| 24 / 610 | 58 / 1473 | 96 / 2438 |
| 24 / 610 | 60 / 1524 | 96 / 2438 |
| 24 / 610 | 62 / 1575 | 96 / 2438 |
| 24 / 610 | 64 / 1626 | 96 / 2438 |
| 24 / 610 | 66 / 1676 | 96 / 2438 |

| GRADE 2 LAMINATE FRONT | | | | | |
|------------------------|------------------|-----------|-----------------|------------------|-----------|
| SOURCE LAMINATE CASE | | | FLINTWOOD CASE | | |
| GABLE FINISH | | | | | |
| Source Laminate | Grade 2 Laminate | Flintwood | Source Laminate | Grade 2 Laminate | Flintwood |
| 2376 | 3183 | 3878 | 4154 | 4961 | 5656 |
| 2404 | 3211 | 3906 | 4200 | 5007 | 5702 |
| 2433 | 3240 | 3935 | 4247 | 5054 | 5749 |
| 2461 | 3268 | 3963 | 4292 | 5099 | 5794 |
| 2489 | 3296 | 3991 | 4337 | 5144 | 5839 |
| 2516 | 3323 | 4018 | 4383 | 5190 | 5885 |
| 2544 | 3351 | 4046 | 4429 | 5236 | 5931 |
| 2573 | 3380 | 4075 | 4476 | 5283 | 5978 |
| 2601 | 3408 | 4103 | 4520 | 5327 | 6022 |
| 2720 | 3580 | 4307 | 4961 | 5821 | 6548 |
| 2763 | 3623 | 4350 | 5026 | 5886 | 6613 |
| 2807 | 3667 | 4394 | 5092 | 5952 | 6679 |
| 2848 | 3708 | 4435 | 5157 | 6017 | 6744 |
| 2891 | 3751 | 4478 | 5223 | 6083 | 6810 |
| 2934 | 3794 | 4521 | 5288 | 6148 | 6875 |
| 2977 | 3837 | 4564 | 5354 | 6214 | 6941 |
| 3020 | 3880 | 4607 | 5418 | 6278 | 7005 |
| 3062 | 3922 | 4649 | 5482 | 6342 | 7069 |

Pricing is continued on the following page.

CEKT

**Cabinet Kit for Two Appliances –
Doors (Continued)**

**DIMENSIONS
INCHES / MM**

| D | W | H |
|----------|-----------|-----------|
| 25 / 635 | 50 / 1270 | 90 / 2286 |
| 25 / 635 | 52 / 1321 | 90 / 2286 |
| 25 / 635 | 54 / 1372 | 90 / 2286 |
| 25 / 635 | 56 / 1422 | 90 / 2286 |
| 25 / 635 | 58 / 1473 | 90 / 2286 |
| 25 / 635 | 60 / 1524 | 90 / 2286 |
| 25 / 635 | 62 / 1575 | 90 / 2286 |
| 25 / 635 | 64 / 1626 | 90 / 2286 |
| 25 / 635 | 66 / 1676 | 90 / 2286 |
| | | |
| 25 / 635 | 50 / 1270 | 96 / 2438 |
| 25 / 635 | 52 / 1321 | 96 / 2438 |
| 25 / 635 | 54 / 1372 | 96 / 2438 |
| 25 / 635 | 56 / 1422 | 96 / 2438 |
| 25 / 635 | 58 / 1473 | 96 / 2438 |
| 25 / 635 | 60 / 1524 | 96 / 2438 |
| 25 / 635 | 62 / 1575 | 96 / 2438 |
| 25 / 635 | 64 / 1626 | 96 / 2438 |
| 25 / 635 | 66 / 1676 | 96 / 2438 |
| | | |
| 29 / 737 | 50 / 1270 | 90 / 2286 |
| 29 / 737 | 52 / 1321 | 90 / 2286 |
| 29 / 737 | 54 / 1372 | 90 / 2286 |
| 29 / 737 | 56 / 1422 | 90 / 2286 |
| 29 / 737 | 58 / 1473 | 90 / 2286 |
| 29 / 737 | 60 / 1524 | 90 / 2286 |
| 29 / 737 | 62 / 1575 | 90 / 2286 |
| 29 / 737 | 64 / 1626 | 90 / 2286 |
| 29 / 737 | 66 / 1676 | 90 / 2286 |
| | | |
| 29 / 737 | 50 / 1270 | 96 / 2438 |
| 29 / 737 | 52 / 1321 | 96 / 2438 |
| 29 / 737 | 54 / 1372 | 96 / 2438 |
| 29 / 737 | 56 / 1422 | 96 / 2438 |
| 29 / 737 | 58 / 1473 | 96 / 2438 |
| 29 / 737 | 60 / 1524 | 96 / 2438 |
| 29 / 737 | 62 / 1575 | 96 / 2438 |
| 29 / 737 | 64 / 1626 | 96 / 2438 |
| 29 / 737 | 66 / 1676 | 96 / 2438 |

PRICING

| 72" APPLIANCE SECTION HEIGHT | | | | | |
|------------------------------------|------------------|-----------|-----------------|------------------|-----------|
| GRADE 2 LAMINATE FRONT (CONTINUED) | | | | | |
| SOURCE LAMINATE CASE | | | FLINTWOOD CASE | | |
| GABLE FINISH | | | | | |
| Source Laminate | Grade 2 Laminate | Flintwood | Source Laminate | Grade 2 Laminate | Flintwood |
| 2376 | 3216 | 3878 | 4154 | 4994 | 5656 |
| 2404 | 3244 | 3906 | 4200 | 5040 | 5702 |
| 2433 | 3273 | 3935 | 4247 | 5087 | 5749 |
| 2461 | 3301 | 3963 | 4292 | 5132 | 5794 |
| 2489 | 3329 | 3991 | 4337 | 5177 | 5839 |
| 2516 | 3356 | 4018 | 4383 | 5223 | 5885 |
| 2544 | 3384 | 4046 | 4429 | 5269 | 5931 |
| 2573 | 3413 | 4075 | 4476 | 5316 | 5978 |
| 2601 | 3441 | 4103 | 4520 | 5360 | 6022 |
| | | | | | |
| 2720 | 3616 | 4307 | 4961 | 5857 | 6548 |
| 2763 | 3659 | 4350 | 5026 | 5922 | 6613 |
| 2807 | 3703 | 4394 | 5092 | 5988 | 6679 |
| 2848 | 3744 | 4435 | 5157 | 6053 | 6744 |
| 2891 | 3787 | 4478 | 5223 | 6119 | 6810 |
| 2934 | 3830 | 4521 | 5288 | 6184 | 6875 |
| 2977 | 3873 | 4564 | 5354 | 6250 | 6941 |
| 3020 | 3916 | 4607 | 5418 | 6314 | 7005 |
| 3062 | 3958 | 4649 | 5482 | 6378 | 7069 |
| | | | | | |
| 2563 | 3538 | 4302 | 4430 | 5405 | 6169 |
| 2592 | 3567 | 4331 | 4484 | 5459 | 6223 |
| 2622 | 3597 | 4361 | 4539 | 5514 | 6278 |
| 2651 | 3626 | 4390 | 4593 | 5568 | 6332 |
| 2679 | 3654 | 4418 | 4647 | 5622 | 6386 |
| 2709 | 3684 | 4448 | 4702 | 5677 | 6441 |
| 2738 | 3713 | 4477 | 4756 | 5731 | 6495 |
| 2768 | 3743 | 4507 | 4810 | 5785 | 6549 |
| 2797 | 3772 | 4536 | 4865 | 5840 | 6604 |
| | | | | | |
| 2947 | 3986 | 4778 | 5363 | 6402 | 7194 |
| 2991 | 4030 | 4822 | 5442 | 6481 | 7273 |
| 3036 | 4075 | 4867 | 5522 | 6561 | 7353 |
| 3080 | 4119 | 4911 | 5601 | 6640 | 7432 |
| 3125 | 4164 | 4956 | 5680 | 6719 | 7511 |
| 3169 | 4208 | 5000 | 5759 | 6798 | 7590 |
| 3214 | 4253 | 5045 | 5839 | 6878 | 7670 |
| 3258 | 4297 | 5089 | 5918 | 6957 | 7749 |
| 3312 | 4351 | 5143 | 5996 | 7035 | 7827 |

Pricing is continued on the following page.

storage cabinets

Xpress

C E K T

Cabinet Kit for Two Appliances – Doors (Continued)

DIMENSIONS
INCHES / MM

PRICING

| D | W | H |
|----------|-----------|-----------|
| 30 / 762 | 50 / 1270 | 90 / 2286 |
| 30 / 762 | 52 / 1321 | 90 / 2286 |
| 30 / 762 | 54 / 1372 | 90 / 2286 |
| 30 / 762 | 56 / 1422 | 90 / 2286 |
| 30 / 762 | 58 / 1473 | 90 / 2286 |
| 30 / 762 | 60 / 1524 | 90 / 2286 |
| 30 / 762 | 62 / 1575 | 90 / 2286 |
| 30 / 762 | 64 / 1626 | 90 / 2286 |
| 30 / 762 | 66 / 1676 | 90 / 2286 |
| | | |
| 30 / 762 | 50 / 1270 | 96 / 2438 |
| 30 / 762 | 52 / 1321 | 96 / 2438 |
| 30 / 762 | 54 / 1372 | 96 / 2438 |
| 30 / 762 | 56 / 1422 | 96 / 2438 |
| 30 / 762 | 58 / 1473 | 96 / 2438 |
| 30 / 762 | 60 / 1524 | 96 / 2438 |
| 30 / 762 | 62 / 1575 | 96 / 2438 |
| 30 / 762 | 64 / 1626 | 96 / 2438 |
| 30 / 762 | 66 / 1676 | 96 / 2438 |

| 72" APPLIANCE SECTION HEIGHT | | | | | |
|------------------------------------|------------------|-----------|-----------------|------------------|-----------|
| GRADE 2 LAMINATE FRONT (CONTINUED) | | | | | |
| SOURCE LAMINATE CASE | | | FLINTWOOD CASE | | |
| GABLE FINISH | | | | | |
| Source Laminate | Grade 2 Laminate | Flintwood | Source Laminate | Grade 2 Laminate | Flintwood |
| 2563 | 3571 | 4302 | 4430 | 5438 | 6169 |
| 2592 | 3600 | 4331 | 4484 | 5492 | 6223 |
| 2622 | 3630 | 4361 | 4539 | 5547 | 6278 |
| 2651 | 3659 | 4390 | 4593 | 5601 | 6332 |
| 2679 | 3687 | 4418 | 4647 | 5655 | 6386 |
| 2709 | 3717 | 4448 | 4702 | 5710 | 6441 |
| 2738 | 3746 | 4477 | 4756 | 5764 | 6495 |
| 2768 | 3776 | 4507 | 4810 | 5818 | 6549 |
| 2797 | 3805 | 4536 | 4865 | 5873 | 6604 |
| | | | | | |
| 2947 | 4022 | 4778 | 5363 | 6438 | 7194 |
| 2991 | 4066 | 4822 | 5442 | 6517 | 7273 |
| 3036 | 4111 | 4867 | 5522 | 6597 | 7353 |
| 3080 | 4155 | 4911 | 5601 | 6676 | 7432 |
| 3125 | 4200 | 4956 | 5680 | 6755 | 7511 |
| 3169 | 4244 | 5000 | 5759 | 6834 | 7590 |
| 3214 | 4289 | 5045 | 5839 | 6914 | 7670 |
| 3258 | 4333 | 5089 | 5918 | 6993 | 7749 |
| 3312 | 4387 | 5143 | 5996 | 7071 | 7827 |

| | | |
|----------|-----------|-----------|
| 24 / 610 | 50 / 1270 | 90 / 2286 |
| 24 / 610 | 52 / 1321 | 90 / 2286 |
| 24 / 610 | 54 / 1372 | 90 / 2286 |
| 24 / 610 | 56 / 1422 | 90 / 2286 |
| 24 / 610 | 58 / 1473 | 90 / 2286 |
| 24 / 610 | 60 / 1524 | 90 / 2286 |
| 24 / 610 | 62 / 1575 | 90 / 2286 |
| 24 / 610 | 64 / 1626 | 90 / 2286 |
| 24 / 610 | 66 / 1676 | 90 / 2286 |
| | | |
| 24 / 610 | 50 / 1270 | 96 / 2438 |
| 24 / 610 | 52 / 1321 | 96 / 2438 |
| 24 / 610 | 54 / 1372 | 96 / 2438 |
| 24 / 610 | 56 / 1422 | 96 / 2438 |
| 24 / 610 | 58 / 1473 | 96 / 2438 |
| 24 / 610 | 60 / 1524 | 96 / 2438 |
| 24 / 610 | 62 / 1575 | 96 / 2438 |
| 24 / 610 | 64 / 1626 | 96 / 2438 |
| 24 / 610 | 66 / 1676 | 96 / 2438 |

| FLINTWOOD FRONT | | | | | |
|----------------------|------------------|-----------|-----------------|------------------|-----------|
| SOURCE LAMINATE CASE | | | FLINTWOOD CASE | | |
| GABLE FINISH | | | | | |
| Source Laminate | Grade 2 Laminate | Flintwood | Source Laminate | Grade 2 Laminate | Flintwood |
| 2353 | 3160 | 3855 | 4134 | 4941 | 5636 |
| 2380 | 3187 | 3882 | 4179 | 4986 | 5681 |
| 2409 | 3216 | 3911 | 4226 | 5033 | 5728 |
| 2436 | 3243 | 3938 | 4270 | 5077 | 5772 |
| 2464 | 3271 | 3966 | 4316 | 5123 | 5818 |
| 2491 | 3298 | 3993 | 4361 | 5168 | 5863 |
| 2519 | 3326 | 4021 | 4407 | 5214 | 5909 |
| 2547 | 3354 | 4049 | 4453 | 5260 | 5955 |
| 2575 | 3382 | 4077 | 4498 | 5305 | 6000 |
| | | | | | |
| 2693 | 3553 | 4280 | 4937 | 5797 | 6524 |
| 2735 | 3595 | 4322 | 5001 | 5861 | 6588 |
| 2779 | 3639 | 4366 | 5067 | 5927 | 6654 |
| 2819 | 3679 | 4406 | 5131 | 5991 | 6718 |
| 2863 | 3723 | 4450 | 5197 | 6057 | 6784 |
| 2905 | 3765 | 4492 | 5261 | 6121 | 6848 |
| 2948 | 3808 | 4535 | 5327 | 6187 | 6914 |
| 2990 | 3850 | 4577 | 5391 | 6251 | 6978 |
| 3032 | 3892 | 4619 | 5455 | 6315 | 7042 |

Pricing is continued on the following page.

CEKT

**Cabinet Kit for Two Appliances –
Doors (Continued)**

**DIMENSIONS
INCHES / MM**

| D | W | H |
|----------|-----------|-----------|
| 25 / 635 | 50 / 1270 | 90 / 2286 |
| 25 / 635 | 52 / 1321 | 90 / 2286 |
| 25 / 635 | 54 / 1372 | 90 / 2286 |
| 25 / 635 | 56 / 1422 | 90 / 2286 |
| 25 / 635 | 58 / 1473 | 90 / 2286 |
| 25 / 635 | 60 / 1524 | 90 / 2286 |
| 25 / 635 | 62 / 1575 | 90 / 2286 |
| 25 / 635 | 64 / 1626 | 90 / 2286 |
| 25 / 635 | 66 / 1676 | 90 / 2286 |
| | | |
| 25 / 635 | 50 / 1270 | 96 / 2438 |
| 25 / 635 | 52 / 1321 | 96 / 2438 |
| 25 / 635 | 54 / 1372 | 96 / 2438 |
| 25 / 635 | 56 / 1422 | 96 / 2438 |
| 25 / 635 | 58 / 1473 | 96 / 2438 |
| 25 / 635 | 60 / 1524 | 96 / 2438 |
| 25 / 635 | 62 / 1575 | 96 / 2438 |
| 25 / 635 | 64 / 1626 | 96 / 2438 |
| 25 / 635 | 66 / 1676 | 96 / 2438 |
| | | |
| 29 / 737 | 50 / 1270 | 90 / 2286 |
| 29 / 737 | 52 / 1321 | 90 / 2286 |
| 29 / 737 | 54 / 1372 | 90 / 2286 |
| 29 / 737 | 56 / 1422 | 90 / 2286 |
| 29 / 737 | 58 / 1473 | 90 / 2286 |
| 29 / 737 | 60 / 1524 | 90 / 2286 |
| 29 / 737 | 62 / 1575 | 90 / 2286 |
| 29 / 737 | 64 / 1626 | 90 / 2286 |
| 29 / 737 | 66 / 1676 | 90 / 2286 |
| | | |
| 29 / 737 | 50 / 1270 | 96 / 2438 |
| 29 / 737 | 52 / 1321 | 96 / 2438 |
| 29 / 737 | 54 / 1372 | 96 / 2438 |
| 29 / 737 | 56 / 1422 | 96 / 2438 |
| 29 / 737 | 58 / 1473 | 96 / 2438 |
| 29 / 737 | 60 / 1524 | 96 / 2438 |
| 29 / 737 | 62 / 1575 | 96 / 2438 |
| 29 / 737 | 64 / 1626 | 96 / 2438 |
| 29 / 737 | 66 / 1676 | 96 / 2438 |

PRICING

| 72" APPLIANCE SECTION HEIGHT | | | | | |
|------------------------------|------------------|-----------|-----------------|------------------|-----------|
| FLINTWOOD FRONT (CONTINUED) | | | | | |
| SOURCE LAMINATE CASE | | | FLINTWOOD CASE | | |
| GABLE FINISH | | | | | |
| Source Laminate | Grade 2 Laminate | Flintwood | Source Laminate | Grade 2 Laminate | Flintwood |
| 2353 | 3193 | 3855 | 4134 | 4974 | 5636 |
| 2380 | 3220 | 3882 | 4179 | 5019 | 5681 |
| 2409 | 3249 | 3911 | 4226 | 5066 | 5728 |
| 2436 | 3276 | 3938 | 4270 | 5110 | 5772 |
| 2464 | 3304 | 3966 | 4316 | 5156 | 5818 |
| 2491 | 3331 | 3993 | 4361 | 5201 | 5863 |
| 2519 | 3359 | 4021 | 4407 | 5247 | 5909 |
| 2547 | 3387 | 4049 | 4453 | 5293 | 5955 |
| 2575 | 3415 | 4077 | 4498 | 5338 | 6000 |
| | | | | | |
| 2693 | 3589 | 4280 | 4937 | 5833 | 6524 |
| 2735 | 3631 | 4322 | 5001 | 5897 | 6588 |
| 2779 | 3675 | 4366 | 5067 | 5963 | 6654 |
| 2819 | 3715 | 4406 | 5131 | 6027 | 6718 |
| 2863 | 3759 | 4450 | 5197 | 6093 | 6784 |
| 2905 | 3801 | 4492 | 5261 | 6157 | 6848 |
| 2948 | 3844 | 4535 | 5327 | 6223 | 6914 |
| 2990 | 3886 | 4577 | 5391 | 6287 | 6978 |
| 3032 | 3928 | 4619 | 5455 | 6351 | 7042 |
| | | | | | |
| 2538 | 3513 | 4277 | 4408 | 5383 | 6147 |
| 2566 | 3541 | 4305 | 4461 | 5436 | 6200 |
| 2596 | 3571 | 4335 | 4517 | 5492 | 6256 |
| 2624 | 3599 | 4363 | 4570 | 5545 | 6309 |
| 2653 | 3628 | 4392 | 4624 | 5599 | 6363 |
| 2682 | 3657 | 4421 | 4678 | 5653 | 6417 |
| 2711 | 3686 | 4450 | 4732 | 5707 | 6471 |
| 2740 | 3715 | 4479 | 4786 | 5761 | 6525 |
| 2769 | 3744 | 4508 | 4841 | 5816 | 6580 |
| | | | | | |
| 2918 | 3957 | 4749 | 5337 | 6376 | 7168 |
| 2961 | 4000 | 4792 | 5415 | 6454 | 7246 |
| 3006 | 4045 | 4837 | 5495 | 6534 | 7326 |
| 3049 | 4088 | 4880 | 5573 | 6612 | 7404 |
| 3094 | 4133 | 4925 | 5652 | 6691 | 7483 |
| 3137 | 4176 | 4968 | 5730 | 6769 | 7561 |
| 3182 | 4221 | 5013 | 5810 | 6849 | 7641 |
| 3225 | 4264 | 5056 | 5888 | 6927 | 7719 |
| 3279 | 4318 | 5110 | 5966 | 7005 | 7797 |

Pricing is continued on the following page.

storage cabinets

Xpress

C E K T

Cabinet Kit for Two Appliances – Doors (Continued)

DIMENSIONS
INCHES / MM

PRICING

| D | W | H |
|----------|-----------|-----------|
| 30 / 762 | 50 / 1270 | 90 / 2286 |
| 30 / 762 | 52 / 1321 | 90 / 2286 |
| 30 / 762 | 54 / 1372 | 90 / 2286 |
| 30 / 762 | 56 / 1422 | 90 / 2286 |
| 30 / 762 | 58 / 1473 | 90 / 2286 |
| 30 / 762 | 60 / 1524 | 90 / 2286 |
| 30 / 762 | 62 / 1575 | 90 / 2286 |
| 30 / 762 | 64 / 1626 | 90 / 2286 |
| 30 / 762 | 66 / 1676 | 90 / 2286 |
| | | |
| 30 / 762 | 50 / 1270 | 96 / 2438 |
| 30 / 762 | 52 / 1321 | 96 / 2438 |
| 30 / 762 | 54 / 1372 | 96 / 2438 |
| 30 / 762 | 56 / 1422 | 96 / 2438 |
| 30 / 762 | 58 / 1473 | 96 / 2438 |
| 30 / 762 | 60 / 1524 | 96 / 2438 |
| 30 / 762 | 62 / 1575 | 96 / 2438 |
| 30 / 762 | 64 / 1626 | 96 / 2438 |
| 30 / 762 | 66 / 1676 | 96 / 2438 |

| 72" APPLIANCE SECTION HEIGHT | | | | | |
|------------------------------|------------------|-----------|-----------------|------------------|-----------|
| FLINTWOOD FRONT (CONTINUED) | | | | | |
| SOURCE LAMINATE CASE | | | FLINTWOOD CASE | | |
| GABLE FINISH | | | | | |
| Source Laminate | Grade 2 Laminate | Flintwood | Source Laminate | Grade 2 Laminate | Flintwood |
| 2538 | 3546 | 4277 | 4408 | 5416 | 6147 |
| 2566 | 3574 | 4305 | 4461 | 5469 | 6200 |
| 2596 | 3604 | 4335 | 4517 | 5525 | 6256 |
| 2624 | 3632 | 4363 | 4570 | 5578 | 6309 |
| 2653 | 3661 | 4392 | 4624 | 5632 | 6363 |
| 2682 | 3690 | 4421 | 4678 | 5686 | 6417 |
| 2711 | 3719 | 4450 | 4732 | 5740 | 6471 |
| 2740 | 3748 | 4479 | 4786 | 5794 | 6525 |
| 2769 | 3777 | 4508 | 4841 | 5849 | 6580 |
| | | | | | |
| 2918 | 3993 | 4749 | 5337 | 6412 | 7168 |
| 2961 | 4036 | 4792 | 5415 | 6490 | 7246 |
| 3006 | 4081 | 4837 | 5495 | 6570 | 7326 |
| 3049 | 4124 | 4880 | 5573 | 6648 | 7404 |
| 3094 | 4169 | 4925 | 5652 | 6727 | 7483 |
| 3137 | 4212 | 4968 | 5730 | 6805 | 7561 |
| 3182 | 4257 | 5013 | 5810 | 6885 | 7641 |
| 3225 | 4300 | 5056 | 5888 | 6963 | 7719 |
| 3279 | 4354 | 5110 | 5966 | 7041 | 7797 |

| | | |
|----------|-----------|-----------|
| 24 / 610 | 50 / 1270 | 90 / 2286 |
| 24 / 610 | 52 / 1321 | 90 / 2286 |
| 24 / 610 | 54 / 1372 | 90 / 2286 |
| 24 / 610 | 56 / 1422 | 90 / 2286 |
| 24 / 610 | 58 / 1473 | 90 / 2286 |
| 24 / 610 | 60 / 1524 | 90 / 2286 |
| 24 / 610 | 62 / 1575 | 90 / 2286 |
| 24 / 610 | 64 / 1626 | 90 / 2286 |
| 24 / 610 | 66 / 1676 | 90 / 2286 |
| | | |
| 24 / 610 | 50 / 1270 | 96 / 2438 |
| 24 / 610 | 52 / 1321 | 96 / 2438 |
| 24 / 610 | 54 / 1372 | 96 / 2438 |
| 24 / 610 | 56 / 1422 | 96 / 2438 |
| 24 / 610 | 58 / 1473 | 96 / 2438 |
| 24 / 610 | 60 / 1524 | 96 / 2438 |
| 24 / 610 | 62 / 1575 | 96 / 2438 |
| 24 / 610 | 64 / 1626 | 96 / 2438 |
| 24 / 610 | 66 / 1676 | 96 / 2438 |

| 75" APPLIANCE SECTION HEIGHT | | | | | |
|------------------------------|------------------|-----------|---------------------------|------------------|-----------|
| SOURCE LAMINATE FRONT | | | FOUNDATION LAMINATE FRONT | | |
| GABLE FINISH | | | | | |
| Source Laminate | Grade 2 Laminate | Flintwood | Source Laminate | Grade 2 Laminate | Flintwood |
| 1907 | 2714 | 3409 | 2044 | 2851 | 3546 |
| 1927 | 2734 | 3429 | 2070 | 2877 | 3572 |
| 1948 | 2755 | 3450 | 2096 | 2903 | 3598 |
| 1968 | 2775 | 3470 | 2122 | 2929 | 3624 |
| 1990 | 2797 | 3492 | 2149 | 2956 | 3651 |
| 2009 | 2816 | 3511 | 2174 | 2981 | 3676 |
| 2030 | 2837 | 3532 | 2201 | 3008 | 3703 |
| 2051 | 2858 | 3553 | 2228 | 3035 | 3730 |
| 2072 | 2879 | 3574 | 2254 | 3061 | 3756 |
| | | | | | |
| 2168 | 3028 | 3755 | 2360 | 3220 | 3947 |
| 2203 | 3063 | 3790 | 2404 | 3264 | 3991 |
| 2241 | 3101 | 3828 | 2449 | 3309 | 4036 |
| 2275 | 3135 | 3862 | 2491 | 3351 | 4078 |
| 2311 | 3171 | 3898 | 2534 | 3394 | 4121 |
| 2347 | 3207 | 3934 | 2579 | 3439 | 4166 |
| 2384 | 3244 | 3971 | 2623 | 3483 | 4210 |
| 2420 | 3280 | 4007 | 2667 | 3527 | 4254 |
| 2455 | 3315 | 4042 | 2709 | 3569 | 4296 |

Pricing is continued on the following page.

CEKT

**Cabinet Kit for Two Appliances –
Doors (Continued)**

**DIMENSIONS
INCHES / MM**

| D | W | H |
|----------|-----------|-----------|
| 25 / 635 | 50 / 1270 | 90 / 2286 |
| 25 / 635 | 52 / 1321 | 90 / 2286 |
| 25 / 635 | 54 / 1372 | 90 / 2286 |
| 25 / 635 | 56 / 1422 | 90 / 2286 |
| 25 / 635 | 58 / 1473 | 90 / 2286 |
| 25 / 635 | 60 / 1524 | 90 / 2286 |
| 25 / 635 | 62 / 1575 | 90 / 2286 |
| 25 / 635 | 64 / 1626 | 90 / 2286 |
| 25 / 635 | 66 / 1676 | 90 / 2286 |
| | | |
| 25 / 635 | 50 / 1270 | 96 / 2438 |
| 25 / 635 | 52 / 1321 | 96 / 2438 |
| 25 / 635 | 54 / 1372 | 96 / 2438 |
| 25 / 635 | 56 / 1422 | 96 / 2438 |
| 25 / 635 | 58 / 1473 | 96 / 2438 |
| 25 / 635 | 60 / 1524 | 96 / 2438 |
| 25 / 635 | 62 / 1575 | 96 / 2438 |
| 25 / 635 | 64 / 1626 | 96 / 2438 |
| 25 / 635 | 66 / 1676 | 96 / 2438 |
| | | |
| 29 / 737 | 50 / 1270 | 90 / 2286 |
| 29 / 737 | 52 / 1321 | 90 / 2286 |
| 29 / 737 | 54 / 1372 | 90 / 2286 |
| 29 / 737 | 56 / 1422 | 90 / 2286 |
| 29 / 737 | 58 / 1473 | 90 / 2286 |
| 29 / 737 | 60 / 1524 | 90 / 2286 |
| 29 / 737 | 62 / 1575 | 90 / 2286 |
| 29 / 737 | 64 / 1626 | 90 / 2286 |
| 29 / 737 | 66 / 1676 | 90 / 2286 |
| | | |
| 29 / 737 | 50 / 1270 | 96 / 2438 |
| 29 / 737 | 52 / 1321 | 96 / 2438 |
| 29 / 737 | 54 / 1372 | 96 / 2438 |
| 29 / 737 | 56 / 1422 | 96 / 2438 |
| 29 / 737 | 58 / 1473 | 96 / 2438 |
| 29 / 737 | 60 / 1524 | 96 / 2438 |
| 29 / 737 | 62 / 1575 | 96 / 2438 |
| 29 / 737 | 64 / 1626 | 96 / 2438 |
| 29 / 737 | 66 / 1676 | 96 / 2438 |

PRICING

| 75" APPLIANCE SECTION HEIGHT | | | | | |
|-----------------------------------|------------------|-----------|---------------------------------------|------------------|-----------|
| SOURCE LAMINATE FRONT (CONTINUED) | | | FOUNDATION LAMINATE FRONT (CONTINUED) | | |
| SOURCE LAMINATE CASE | | | | | |
| GABLE FINISH | | | | | |
| Source Laminate | Grade 2 Laminate | Flintwood | Source Laminate | Grade 2 Laminate | Flintwood |
| 1907 | 2747 | 3409 | 2044 | 2884 | 3546 |
| 1927 | 2767 | 3429 | 2070 | 2910 | 3572 |
| 1948 | 2788 | 3450 | 2096 | 2936 | 3598 |
| 1968 | 2808 | 3470 | 2122 | 2962 | 3624 |
| 1990 | 2830 | 3492 | 2149 | 2989 | 3651 |
| 2009 | 2849 | 3511 | 2174 | 3014 | 3676 |
| 2030 | 2870 | 3532 | 2201 | 3041 | 3703 |
| 2051 | 2891 | 3553 | 2228 | 3068 | 3730 |
| 2072 | 2912 | 3574 | 2254 | 3094 | 3756 |
| | | | | | |
| 2168 | 3064 | 3755 | 2360 | 3256 | 3947 |
| 2203 | 3099 | 3790 | 2404 | 3300 | 3991 |
| 2241 | 3137 | 3828 | 2449 | 3345 | 4036 |
| 2275 | 3171 | 3862 | 2491 | 3387 | 4078 |
| 2311 | 3207 | 3898 | 2534 | 3430 | 4121 |
| 2347 | 3243 | 3934 | 2579 | 3475 | 4166 |
| 2384 | 3280 | 3971 | 2623 | 3519 | 4210 |
| 2420 | 3316 | 4007 | 2667 | 3563 | 4254 |
| 2455 | 3351 | 4042 | 2709 | 3605 | 4296 |
| | | | | | |
| 2085 | 3060 | 3824 | 2222 | 3197 | 3961 |
| 2107 | 3082 | 3846 | 2250 | 3225 | 3989 |
| 2129 | 3104 | 3868 | 2277 | 3252 | 4016 |
| 2151 | 3126 | 3890 | 2305 | 3280 | 4044 |
| 2174 | 3149 | 3913 | 2333 | 3308 | 4072 |
| 2195 | 3170 | 3934 | 2360 | 3335 | 4099 |
| 2217 | 3192 | 3956 | 2388 | 3363 | 4127 |
| 2239 | 3214 | 3978 | 2416 | 3391 | 4155 |
| 2262 | 3237 | 4001 | 2444 | 3419 | 4183 |
| | | | | | |
| 2388 | 3427 | 4219 | 2580 | 3619 | 4411 |
| 2425 | 3464 | 4256 | 2626 | 3665 | 4457 |
| 2463 | 3502 | 4294 | 2671 | 3710 | 4502 |
| 2498 | 3537 | 4329 | 2714 | 3753 | 4545 |
| 2536 | 3575 | 4367 | 2759 | 3798 | 4590 |
| 2572 | 3611 | 4403 | 2804 | 3843 | 4635 |
| 2611 | 3650 | 4442 | 2850 | 3889 | 4681 |
| 2647 | 3686 | 4478 | 2894 | 3933 | 4725 |
| 2693 | 3732 | 4524 | 2947 | 3986 | 4778 |

Pricing is continued on the following page.

storage cabinets

Xpress

C E K T

Cabinet Kit for Two Appliances – Doors (Continued)

DIMENSIONS
INCHES / MM

PRICING

| D | W | H |
|----------|-----------|-----------|
| 30 / 762 | 50 / 1270 | 90 / 2286 |
| 30 / 762 | 52 / 1321 | 90 / 2286 |
| 30 / 762 | 54 / 1372 | 90 / 2286 |
| 30 / 762 | 56 / 1422 | 90 / 2286 |
| 30 / 762 | 58 / 1473 | 90 / 2286 |
| 30 / 762 | 60 / 1524 | 90 / 2286 |
| 30 / 762 | 62 / 1575 | 90 / 2286 |
| 30 / 762 | 64 / 1626 | 90 / 2286 |
| 30 / 762 | 66 / 1676 | 90 / 2286 |
| | | |
| 30 / 762 | 50 / 1270 | 96 / 2438 |
| 30 / 762 | 52 / 1321 | 96 / 2438 |
| 30 / 762 | 54 / 1372 | 96 / 2438 |
| 30 / 762 | 56 / 1422 | 96 / 2438 |
| 30 / 762 | 58 / 1473 | 96 / 2438 |
| 30 / 762 | 60 / 1524 | 96 / 2438 |
| 30 / 762 | 62 / 1575 | 96 / 2438 |
| 30 / 762 | 64 / 1626 | 96 / 2438 |
| 30 / 762 | 66 / 1676 | 96 / 2438 |

| 75" APPLIANCE SECTION HEIGHT | | | | | |
|-----------------------------------|------------------|-----------|---------------------------------------|------------------|-----------|
| SOURCE LAMINATE FRONT (CONTINUED) | | | FOUNDATION LAMINATE FRONT (CONTINUED) | | |
| SOURCE LAMINATE CASE | | | | | |
| GABLE FINISH | | | | | |
| Source Laminate | Grade 2 Laminate | Flintwood | Source Laminate | Grade 2 Laminate | Flintwood |
| 2085 | 3093 | 3824 | 2222 | 3230 | 3961 |
| 2107 | 3115 | 3846 | 2250 | 3258 | 3989 |
| 2129 | 3137 | 3868 | 2277 | 3285 | 4016 |
| 2151 | 3159 | 3890 | 2305 | 3313 | 4044 |
| 2174 | 3182 | 3913 | 2333 | 3341 | 4072 |
| 2195 | 3203 | 3934 | 2360 | 3368 | 4099 |
| 2217 | 3225 | 3956 | 2388 | 3396 | 4127 |
| 2239 | 3247 | 3978 | 2416 | 3424 | 4155 |
| 2262 | 3270 | 4001 | 2444 | 3452 | 4183 |
| | | | | | |
| 2388 | 3463 | 4219 | 2580 | 3655 | 4411 |
| 2425 | 3500 | 4256 | 2626 | 3701 | 4457 |
| 2463 | 3538 | 4294 | 2671 | 3746 | 4502 |
| 2498 | 3573 | 4329 | 2714 | 3789 | 4545 |
| 2536 | 3611 | 4367 | 2759 | 3834 | 4590 |
| 2572 | 3647 | 4403 | 2804 | 3879 | 4635 |
| 2611 | 3686 | 4442 | 2850 | 3925 | 4681 |
| 2647 | 3722 | 4478 | 2894 | 3969 | 4725 |
| 2693 | 3768 | 4524 | 2947 | 4022 | 4778 |

| | | |
|----------|-----------|-----------|
| 24 / 610 | 50 / 1270 | 90 / 2286 |
| 24 / 610 | 52 / 1321 | 90 / 2286 |
| 24 / 610 | 54 / 1372 | 90 / 2286 |
| 24 / 610 | 56 / 1422 | 90 / 2286 |
| 24 / 610 | 58 / 1473 | 90 / 2286 |
| 24 / 610 | 60 / 1524 | 90 / 2286 |
| 24 / 610 | 62 / 1575 | 90 / 2286 |
| 24 / 610 | 64 / 1626 | 90 / 2286 |
| 24 / 610 | 66 / 1676 | 90 / 2286 |
| | | |
| 24 / 610 | 50 / 1270 | 96 / 2438 |
| 24 / 610 | 52 / 1321 | 96 / 2438 |
| 24 / 610 | 54 / 1372 | 96 / 2438 |
| 24 / 610 | 56 / 1422 | 96 / 2438 |
| 24 / 610 | 58 / 1473 | 96 / 2438 |
| 24 / 610 | 60 / 1524 | 96 / 2438 |
| 24 / 610 | 62 / 1575 | 96 / 2438 |
| 24 / 610 | 64 / 1626 | 96 / 2438 |
| 24 / 610 | 66 / 1676 | 96 / 2438 |

| GRADE 2 LAMINATE FRONT | | | | | |
|------------------------|------------------|-----------|-----------------|------------------|-----------|
| SOURCE LAMINATE CASE | | | FLINTWOOD CASE | | |
| GABLE FINISH | | | | | |
| Source Laminate | Grade 2 Laminate | Flintwood | Source Laminate | Grade 2 Laminate | Flintwood |
| 2314 | 3121 | 3816 | 4019 | 4826 | 5521 |
| 2334 | 3141 | 3836 | 4062 | 4869 | 5564 |
| 2354 | 3161 | 3856 | 4105 | 4912 | 5607 |
| 2375 | 3182 | 3877 | 4148 | 4955 | 5650 |
| 2397 | 3204 | 3899 | 4192 | 4999 | 5694 |
| 2416 | 3223 | 3918 | 4234 | 5041 | 5736 |
| 2437 | 3244 | 3939 | 4277 | 5084 | 5779 |
| 2458 | 3265 | 3960 | 4320 | 5127 | 5822 |
| 2479 | 3286 | 3981 | 4364 | 5171 | 5866 |
| | | | | | |
| 2614 | 3474 | 4201 | 4819 | 5679 | 6406 |
| 2656 | 3516 | 4243 | 4882 | 5742 | 6469 |
| 2700 | 3560 | 4287 | 4945 | 5805 | 6532 |
| 2740 | 3600 | 4327 | 5007 | 5867 | 6594 |
| 2782 | 3642 | 4369 | 5070 | 5930 | 6657 |
| 2826 | 3686 | 4413 | 5133 | 5993 | 6720 |
| 2868 | 3728 | 4455 | 5196 | 6056 | 6783 |
| 2911 | 3771 | 4498 | 5258 | 6118 | 6845 |
| 2952 | 3812 | 4539 | 5320 | 6180 | 6907 |

Pricing is continued on the following page.

CEKT

**Cabinet Kit for Two Appliances –
Doors (Continued)**

**DIMENSIONS
INCHES / MM**

| D | W | H |
|----------|-----------|-----------|
| 25 / 635 | 50 / 1270 | 90 / 2286 |
| 25 / 635 | 52 / 1321 | 90 / 2286 |
| 25 / 635 | 54 / 1372 | 90 / 2286 |
| 25 / 635 | 56 / 1422 | 90 / 2286 |
| 25 / 635 | 58 / 1473 | 90 / 2286 |
| 25 / 635 | 60 / 1524 | 90 / 2286 |
| 25 / 635 | 62 / 1575 | 90 / 2286 |
| 25 / 635 | 64 / 1626 | 90 / 2286 |
| 25 / 635 | 66 / 1676 | 90 / 2286 |
| | | |
| 25 / 635 | 50 / 1270 | 96 / 2438 |
| 25 / 635 | 52 / 1321 | 96 / 2438 |
| 25 / 635 | 54 / 1372 | 96 / 2438 |
| 25 / 635 | 56 / 1422 | 96 / 2438 |
| 25 / 635 | 58 / 1473 | 96 / 2438 |
| 25 / 635 | 60 / 1524 | 96 / 2438 |
| 25 / 635 | 62 / 1575 | 96 / 2438 |
| 25 / 635 | 64 / 1626 | 96 / 2438 |
| 25 / 635 | 66 / 1676 | 96 / 2438 |
| | | |
| 29 / 737 | 50 / 1270 | 90 / 2286 |
| 29 / 737 | 52 / 1321 | 90 / 2286 |
| 29 / 737 | 54 / 1372 | 90 / 2286 |
| 29 / 737 | 56 / 1422 | 90 / 2286 |
| 29 / 737 | 58 / 1473 | 90 / 2286 |
| 29 / 737 | 60 / 1524 | 90 / 2286 |
| 29 / 737 | 62 / 1575 | 90 / 2286 |
| 29 / 737 | 64 / 1626 | 90 / 2286 |
| 29 / 737 | 66 / 1676 | 90 / 2286 |
| | | |
| 29 / 737 | 50 / 1270 | 96 / 2438 |
| 29 / 737 | 52 / 1321 | 96 / 2438 |
| 29 / 737 | 54 / 1372 | 96 / 2438 |
| 29 / 737 | 56 / 1422 | 96 / 2438 |
| 29 / 737 | 58 / 1473 | 96 / 2438 |
| 29 / 737 | 60 / 1524 | 96 / 2438 |
| 29 / 737 | 62 / 1575 | 96 / 2438 |
| 29 / 737 | 64 / 1626 | 96 / 2438 |
| 29 / 737 | 66 / 1676 | 96 / 2438 |

PRICING

| 75" APPLIANCE SECTION HEIGHT | | | | | |
|------------------------------------|------------------|-----------|-----------------|------------------|-----------|
| GRADE 2 LAMINATE FRONT (CONTINUED) | | | | | |
| SOURCE LAMINATE CASE | | | FLINTWOOD CASE | | |
| GABLE FINISH | | | | | |
| Source Laminate | Grade 2 Laminate | Flintwood | Source Laminate | Grade 2 Laminate | Flintwood |
| 2314 | 3154 | 3816 | 4019 | 4859 | 5521 |
| 2334 | 3174 | 3836 | 4062 | 4902 | 5564 |
| 2354 | 3194 | 3856 | 4105 | 4945 | 5607 |
| 2375 | 3215 | 3877 | 4148 | 4988 | 5650 |
| 2397 | 3237 | 3899 | 4192 | 5032 | 5694 |
| 2416 | 3256 | 3918 | 4234 | 5074 | 5736 |
| 2437 | 3277 | 3939 | 4277 | 5117 | 5779 |
| 2458 | 3298 | 3960 | 4320 | 5160 | 5822 |
| 2479 | 3319 | 3981 | 4364 | 5204 | 5866 |
| | | | | | |
| 2614 | 3510 | 4201 | 4819 | 5715 | 6406 |
| 2656 | 3552 | 4243 | 4882 | 5778 | 6469 |
| 2700 | 3596 | 4287 | 4945 | 5841 | 6532 |
| 2740 | 3636 | 4327 | 5007 | 5903 | 6594 |
| 2782 | 3678 | 4369 | 5070 | 5966 | 6657 |
| 2826 | 3722 | 4413 | 5133 | 6029 | 6720 |
| 2868 | 3764 | 4455 | 5196 | 6092 | 6783 |
| 2911 | 3807 | 4498 | 5258 | 6154 | 6845 |
| 2952 | 3848 | 4539 | 5320 | 6216 | 6907 |
| | | | | | |
| 2493 | 3468 | 4232 | 4284 | 5259 | 6023 |
| 2516 | 3491 | 4255 | 4336 | 5311 | 6075 |
| 2537 | 3512 | 4276 | 4387 | 5362 | 6126 |
| 2560 | 3535 | 4299 | 4438 | 5413 | 6177 |
| 2582 | 3557 | 4321 | 4491 | 5466 | 6230 |
| 2604 | 3579 | 4343 | 4542 | 5517 | 6281 |
| 2626 | 3601 | 4365 | 4594 | 5569 | 6333 |
| 2648 | 3623 | 4387 | 4645 | 5620 | 6384 |
| 2670 | 3645 | 4409 | 4696 | 5671 | 6435 |
| | | | | | |
| 2836 | 3875 | 4667 | 5194 | 6233 | 7025 |
| 2880 | 3919 | 4711 | 5269 | 6308 | 7100 |
| 2924 | 3963 | 4755 | 5347 | 6386 | 7178 |
| 2966 | 4005 | 4797 | 5423 | 6462 | 7254 |
| 3010 | 4049 | 4841 | 5499 | 6538 | 7330 |
| 3054 | 4093 | 4885 | 5576 | 6615 | 7407 |
| 3098 | 4137 | 4929 | 5654 | 6693 | 7485 |
| 3141 | 4180 | 4972 | 5730 | 6769 | 7561 |
| 3193 | 4232 | 5024 | 5806 | 6845 | 7637 |

Pricing is continued on the following page.

storage cabinets

Xpress

C E K T

Cabinet Kit for Two Appliances – Doors (Continued)

DIMENSIONS
INCHES / MM

PRICING

| D | W | H |
|----------|-----------|-----------|
| 30 / 762 | 50 / 1270 | 90 / 2286 |
| 30 / 762 | 52 / 1321 | 90 / 2286 |
| 30 / 762 | 54 / 1372 | 90 / 2286 |
| 30 / 762 | 56 / 1422 | 90 / 2286 |
| 30 / 762 | 58 / 1473 | 90 / 2286 |
| 30 / 762 | 60 / 1524 | 90 / 2286 |
| 30 / 762 | 62 / 1575 | 90 / 2286 |
| 30 / 762 | 64 / 1626 | 90 / 2286 |
| 30 / 762 | 66 / 1676 | 90 / 2286 |
| | | |
| 30 / 762 | 50 / 1270 | 96 / 2438 |
| 30 / 762 | 52 / 1321 | 96 / 2438 |
| 30 / 762 | 54 / 1372 | 96 / 2438 |
| 30 / 762 | 56 / 1422 | 96 / 2438 |
| 30 / 762 | 58 / 1473 | 96 / 2438 |
| 30 / 762 | 60 / 1524 | 96 / 2438 |
| 30 / 762 | 62 / 1575 | 96 / 2438 |
| 30 / 762 | 64 / 1626 | 96 / 2438 |
| 30 / 762 | 66 / 1676 | 96 / 2438 |

| 75" APPLIANCE SECTION HEIGHT | | | | | |
|------------------------------------|------------------|-----------|-----------------|------------------|-----------|
| GRADE 2 LAMINATE FRONT (CONTINUED) | | | | | |
| SOURCE LAMINATE CASE | | | FLINTWOOD CASE | | |
| GABLE FINISH | | | | | |
| Source Laminate | Grade 2 Laminate | Flintwood | Source Laminate | Grade 2 Laminate | Flintwood |
| 2493 | 3501 | 4232 | 4284 | 5292 | 6023 |
| 2516 | 3524 | 4255 | 4336 | 5344 | 6075 |
| 2537 | 3545 | 4276 | 4387 | 5395 | 6126 |
| 2560 | 3568 | 4299 | 4438 | 5446 | 6177 |
| 2582 | 3590 | 4321 | 4491 | 5499 | 6230 |
| 2604 | 3612 | 4343 | 4542 | 5550 | 6281 |
| 2626 | 3634 | 4365 | 4594 | 5602 | 6333 |
| 2648 | 3656 | 4387 | 4645 | 5653 | 6384 |
| 2670 | 3678 | 4409 | 4696 | 5704 | 6435 |
| | | | | | |
| 2836 | 3911 | 4667 | 5194 | 6269 | 7025 |
| 2880 | 3955 | 4711 | 5269 | 6344 | 7100 |
| 2924 | 3999 | 4755 | 5347 | 6422 | 7178 |
| 2966 | 4041 | 4797 | 5423 | 6498 | 7254 |
| 3010 | 4085 | 4841 | 5499 | 6574 | 7330 |
| 3054 | 4129 | 4885 | 5576 | 6651 | 7407 |
| 3098 | 4173 | 4929 | 5654 | 6729 | 7485 |
| 3141 | 4216 | 4972 | 5730 | 6805 | 7561 |
| 3193 | 4268 | 5024 | 5806 | 6881 | 7637 |

| | | |
|----------|-----------|-----------|
| 24 / 610 | 50 / 1270 | 90 / 2286 |
| 24 / 610 | 52 / 1321 | 90 / 2286 |
| 24 / 610 | 54 / 1372 | 90 / 2286 |
| 24 / 610 | 56 / 1422 | 90 / 2286 |
| 24 / 610 | 58 / 1473 | 90 / 2286 |
| 24 / 610 | 60 / 1524 | 90 / 2286 |
| 24 / 610 | 62 / 1575 | 90 / 2286 |
| 24 / 610 | 64 / 1626 | 90 / 2286 |
| 24 / 610 | 66 / 1676 | 90 / 2286 |
| | | |
| 24 / 610 | 50 / 1270 | 96 / 2438 |
| 24 / 610 | 52 / 1321 | 96 / 2438 |
| 24 / 610 | 54 / 1372 | 96 / 2438 |
| 24 / 610 | 56 / 1422 | 96 / 2438 |
| 24 / 610 | 58 / 1473 | 96 / 2438 |
| 24 / 610 | 60 / 1524 | 96 / 2438 |
| 24 / 610 | 62 / 1575 | 96 / 2438 |
| 24 / 610 | 64 / 1626 | 96 / 2438 |
| 24 / 610 | 66 / 1676 | 96 / 2438 |

| FLINTWOOD FRONT | | | | | |
|----------------------|------------------|-----------|-----------------|------------------|-----------|
| SOURCE LAMINATE CASE | | | FLINTWOOD CASE | | |
| GABLE FINISH | | | | | |
| Source Laminate | Grade 2 Laminate | Flintwood | Source Laminate | Grade 2 Laminate | Flintwood |
| 2291 | 3098 | 3793 | 3999 | 4806 | 5501 |
| 2311 | 3118 | 3813 | 4042 | 4849 | 5544 |
| 2331 | 3138 | 3833 | 4085 | 4892 | 5587 |
| 2351 | 3158 | 3853 | 4127 | 4934 | 5629 |
| 2373 | 3180 | 3875 | 4171 | 4978 | 5673 |
| 2392 | 3199 | 3894 | 4213 | 5020 | 5715 |
| 2413 | 3220 | 3915 | 4256 | 5063 | 5758 |
| 2433 | 3240 | 3935 | 4298 | 5105 | 5800 |
| 2454 | 3261 | 3956 | 4342 | 5149 | 5844 |
| | | | | | |
| 2588 | 3448 | 4175 | 4795 | 5655 | 6382 |
| 2629 | 3489 | 4216 | 4857 | 5717 | 6444 |
| 2673 | 3533 | 4260 | 4921 | 5781 | 6508 |
| 2713 | 3573 | 4300 | 4982 | 5842 | 6569 |
| 2755 | 3615 | 4342 | 5045 | 5905 | 6632 |
| 2798 | 3658 | 4385 | 5107 | 5967 | 6694 |
| 2840 | 3700 | 4427 | 5170 | 6030 | 6757 |
| 2882 | 3742 | 4469 | 5231 | 6091 | 6818 |
| 2923 | 3783 | 4510 | 5294 | 6154 | 6881 |

Pricing is continued on the following page.

C E K T

**Cabinet Kit for Two Appliances –
Doors (Continued)**

**DIMENSIONS
INCHES / MM**

| D | W | H |
|----------|-----------|-----------|
| 25 / 635 | 50 / 1270 | 90 / 2286 |
| 25 / 635 | 52 / 1321 | 90 / 2286 |
| 25 / 635 | 54 / 1372 | 90 / 2286 |
| 25 / 635 | 56 / 1422 | 90 / 2286 |
| 25 / 635 | 58 / 1473 | 90 / 2286 |
| 25 / 635 | 60 / 1524 | 90 / 2286 |
| 25 / 635 | 62 / 1575 | 90 / 2286 |
| 25 / 635 | 64 / 1626 | 90 / 2286 |
| 25 / 635 | 66 / 1676 | 90 / 2286 |
| | | |
| 25 / 635 | 50 / 1270 | 96 / 2438 |
| 25 / 635 | 52 / 1321 | 96 / 2438 |
| 25 / 635 | 54 / 1372 | 96 / 2438 |
| 25 / 635 | 56 / 1422 | 96 / 2438 |
| 25 / 635 | 58 / 1473 | 96 / 2438 |
| 25 / 635 | 60 / 1524 | 96 / 2438 |
| 25 / 635 | 62 / 1575 | 96 / 2438 |
| 25 / 635 | 64 / 1626 | 96 / 2438 |
| 25 / 635 | 66 / 1676 | 96 / 2438 |
| | | |
| 29 / 737 | 50 / 1270 | 90 / 2286 |
| 29 / 737 | 52 / 1321 | 90 / 2286 |
| 29 / 737 | 54 / 1372 | 90 / 2286 |
| 29 / 737 | 56 / 1422 | 90 / 2286 |
| 29 / 737 | 58 / 1473 | 90 / 2286 |
| 29 / 737 | 60 / 1524 | 90 / 2286 |
| 29 / 737 | 62 / 1575 | 90 / 2286 |
| 29 / 737 | 64 / 1626 | 90 / 2286 |
| 29 / 737 | 66 / 1676 | 90 / 2286 |
| | | |
| 29 / 737 | 50 / 1270 | 96 / 2438 |
| 29 / 737 | 52 / 1321 | 96 / 2438 |
| 29 / 737 | 54 / 1372 | 96 / 2438 |
| 29 / 737 | 56 / 1422 | 96 / 2438 |
| 29 / 737 | 58 / 1473 | 96 / 2438 |
| 29 / 737 | 60 / 1524 | 96 / 2438 |
| 29 / 737 | 62 / 1575 | 96 / 2438 |
| 29 / 737 | 64 / 1626 | 96 / 2438 |
| 29 / 737 | 66 / 1676 | 96 / 2438 |

PRICING

| 75" APPLIANCE SECTION HEIGHT | | | | | |
|------------------------------|------------------|-----------|-----------------|------------------|-----------|
| FLINTWOOD FRONT (CONTINUED) | | | | | |
| SOURCE LAMINATE CASE | | | FLINTWOOD CASE | | |
| GABLE FINISH | | | | | |
| Source Laminate | Grade 2 Laminate | Flintwood | Source Laminate | Grade 2 Laminate | Flintwood |
| 2291 | 3131 | 3793 | 3999 | 4839 | 5501 |
| 2311 | 3151 | 3813 | 4042 | 4882 | 5544 |
| 2331 | 3171 | 3833 | 4085 | 4925 | 5587 |
| 2351 | 3191 | 3853 | 4127 | 4967 | 5629 |
| 2373 | 3213 | 3875 | 4171 | 5011 | 5673 |
| 2392 | 3232 | 3894 | 4213 | 5053 | 5715 |
| 2413 | 3253 | 3915 | 4256 | 5096 | 5758 |
| 2433 | 3273 | 3935 | 4298 | 5138 | 5800 |
| 2454 | 3294 | 3956 | 4342 | 5182 | 5844 |
| | | | | | |
| 2588 | 3484 | 4175 | 4795 | 5691 | 6382 |
| 2629 | 3525 | 4216 | 4857 | 5753 | 6444 |
| 2673 | 3569 | 4260 | 4921 | 5817 | 6508 |
| 2713 | 3609 | 4300 | 4982 | 5878 | 6569 |
| 2755 | 3651 | 4342 | 5045 | 5941 | 6632 |
| 2798 | 3694 | 4385 | 5107 | 6003 | 6694 |
| 2840 | 3736 | 4427 | 5170 | 6066 | 6757 |
| 2882 | 3778 | 4469 | 5231 | 6127 | 6818 |
| 2923 | 3819 | 4510 | 5294 | 6190 | 6881 |
| | | | | | |
| 2469 | 3444 | 4208 | 4263 | 5238 | 6002 |
| 2491 | 3466 | 4230 | 4314 | 5289 | 6053 |
| 2512 | 3487 | 4251 | 4365 | 5340 | 6104 |
| 2534 | 3509 | 4273 | 4416 | 5391 | 6155 |
| 2557 | 3532 | 4296 | 4469 | 5444 | 6208 |
| 2578 | 3553 | 4317 | 4519 | 5494 | 6258 |
| 2600 | 3575 | 4339 | 4571 | 5546 | 6310 |
| 2621 | 3596 | 4360 | 4621 | 5596 | 6360 |
| 2644 | 3619 | 4383 | 4673 | 5648 | 6412 |
| | | | | | |
| 2808 | 3847 | 4639 | 5168 | 6207 | 6999 |
| 2851 | 3890 | 4682 | 5243 | 6282 | 7074 |
| 2895 | 3934 | 4726 | 5321 | 6360 | 7152 |
| 2936 | 3975 | 4767 | 5396 | 6435 | 7227 |
| 2980 | 4019 | 4811 | 5472 | 6511 | 7303 |
| 3023 | 4062 | 4854 | 5548 | 6587 | 7379 |
| 3067 | 4106 | 4898 | 5626 | 6665 | 7457 |
| 3109 | 4148 | 4940 | 5701 | 6740 | 7532 |
| 3161 | 4200 | 4992 | 5777 | 6816 | 7608 |

Pricing is continued on the following page.

storage cabinets

Xpress

C E K T

Cabinet Kit for Two Appliances – Doors (Continued)

DIMENSIONS
INCHES / MM

PRICING

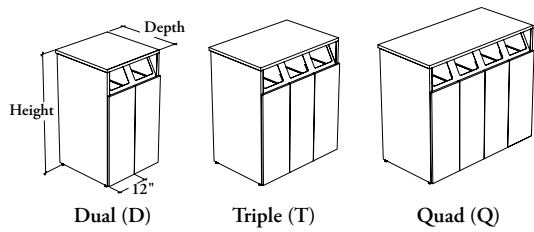
| DIMENSIONS | | | PRICING | | | | | |
|------------|-----------|-----------|------------------------------|------------------|-----------|-----------------|------------------|-----------|
| | | | 75" APPLIANCE SECTION HEIGHT | | | | | |
| | | | FLINTWOOD FRONT (CONTINUED) | | | | | |
| | | | SOURCE LAMINATE CASE | | | FLINTWOOD CASE | | |
| | | | GABLE FINISH | | | | | |
| D | W | H | Source Laminate | Grade 2 Laminate | Flintwood | Source Laminate | Grade 2 Laminate | Flintwood |
| 30 / 762 | 50 / 1270 | 90 / 2286 | 2469 | 3477 | 4208 | 4263 | 5271 | 6002 |
| 30 / 762 | 52 / 1321 | 90 / 2286 | 2491 | 3499 | 4230 | 4314 | 5322 | 6053 |
| 30 / 762 | 54 / 1372 | 90 / 2286 | 2512 | 3520 | 4251 | 4365 | 5373 | 6104 |
| 30 / 762 | 56 / 1422 | 90 / 2286 | 2534 | 3542 | 4273 | 4416 | 5424 | 6155 |
| 30 / 762 | 58 / 1473 | 90 / 2286 | 2557 | 3565 | 4296 | 4469 | 5477 | 6208 |
| 30 / 762 | 60 / 1524 | 90 / 2286 | 2578 | 3586 | 4317 | 4519 | 5527 | 6258 |
| 30 / 762 | 62 / 1575 | 90 / 2286 | 2600 | 3608 | 4339 | 4571 | 5579 | 6310 |
| 30 / 762 | 64 / 1626 | 90 / 2286 | 2621 | 3629 | 4360 | 4621 | 5629 | 6360 |
| 30 / 762 | 66 / 1676 | 90 / 2286 | 2644 | 3652 | 4383 | 4673 | 5681 | 6412 |
| 30 / 762 | 50 / 1270 | 96 / 2438 | 2808 | 3883 | 4639 | 5168 | 6243 | 6999 |
| 30 / 762 | 52 / 1321 | 96 / 2438 | 2851 | 3926 | 4682 | 5243 | 6318 | 7074 |
| 30 / 762 | 54 / 1372 | 96 / 2438 | 2895 | 3970 | 4726 | 5321 | 6396 | 7152 |
| 30 / 762 | 56 / 1422 | 96 / 2438 | 2936 | 4011 | 4767 | 5396 | 6471 | 7227 |
| 30 / 762 | 58 / 1473 | 96 / 2438 | 2980 | 4055 | 4811 | 5472 | 6547 | 7303 |
| 30 / 762 | 60 / 1524 | 96 / 2438 | 3023 | 4098 | 4854 | 5548 | 6623 | 7379 |
| 30 / 762 | 62 / 1575 | 96 / 2438 | 3067 | 4142 | 4898 | 5626 | 6701 | 7457 |
| 30 / 762 | 64 / 1626 | 96 / 2438 | 3109 | 4184 | 4940 | 5701 | 6776 | 7532 |
| 30 / 762 | 66 / 1676 | 96 / 2438 | 3161 | 4236 | 4992 | 5777 | 6852 | 7608 |

storage cabinets

Xpress

CESRUS

Recycling/Disposal Unit – Standard Bins



WHAT'S INCLUDED

1 recycling/disposal unit with levelers and waste/recycling bins as listed below:

| | | | |
|----------------------|------|--------|------|
| | Dual | Triple | Quad |
| Waste/Recycling Bins | 2 | 3 | 4 |

WHAT'S EXCLUDED

Recycling/Disposal Symbol (CEASR).

NOTES

Includes 35L waste/recycling bins (Grey).

When Flintwood Front Finish is specified, only Not Applicable (NA) Edge Trim Finish is available.

Xpress See *Xpress Program* and/or specification software for finishes availability.

PRODUCT OPTIONS

| Configuration | Depth | Door Width | Height | Identification | Hinge Style |
|------------------------------|--------|------------|--------|---|-------------------------|
| D Dual T Triple Q Quad | 18, 24 | 12 | 36, 42 | N No Identification (Shown) S Symbol Ready | S Standard – Soft Close |

SAMPLE ORDER CODE

| | | | | | |
|-----------------|-----------|-----------|-----------|----------|----------|
| CESRUS D | 24 | 12 | 36 | S | S |
|-----------------|-----------|-----------|-----------|----------|----------|

PRODUCT OPTIONS CONTINUED

| Opening Fascia Finish | Front Finish | Edge Trim Finish | Case Finish |
|------------------------------|--|--|-----------------|
| Foundation Accent Mica | Source Laminate Foundation Laminate Grade 2 Laminate Flintwood (No Cathedral) | Edge Trim Colors NA Not Applicable | Source Laminate |

SAMPLE ORDER CODE CONTINUED

| | | | |
|-----------|-----------|-----------|-----------|
| 20 | 3F | 4G | 3F |
|-----------|-----------|-----------|-----------|

See Pricing on the following page.

CESRUS
Recycling/Disposal Unit – Standard
Bins (Continued)

DIMENSIONS
INCHES / MM

| D | Door W | H |
|----------|-----------|-----------|
| 18 / 457 | 12 / 305 | 36 / 914 |
| 18 / 457 | 12 / 305 | 42 / 1067 |

| | | |
|----------|----------|-----------|
| 24 / 610 | 12 / 305 | 36 / 914 |
| 24 / 610 | 12 / 305 | 42 / 1067 |

| | | |
|----------|----------|-----------|
| 18 / 457 | 12 / 305 | 36 / 914 |
| 18 / 457 | 12 / 305 | 42 / 1067 |

| | | |
|----------|----------|-----------|
| 24 / 610 | 12 / 305 | 36 / 914 |
| 24 / 610 | 12 / 305 | 42 / 1067 |

| | | |
|----------|----------|-----------|
| 18 / 457 | 12 / 305 | 36 / 914 |
| 18 / 457 | 12 / 305 | 42 / 1067 |

| | | |
|----------|----------|-----------|
| 24 / 610 | 12 / 305 | 36 / 914 |
| 24 / 610 | 12 / 305 | 42 / 1067 |

PRICING

| DUAL (D) | | | | |
|---------------------|--------------------|------------------------|---------------------|-----------|
| FRONT FINISH | | | | |
| | Source Laminate | Foundation Laminate | Grade 2 Laminate | Flintwood |
| | 1968 | 2092 | 2219 | 2324 |
| | 2021 | 2171 | 2326 | 2423 |
| | 2009 | 2133 | 2260 | 2365 |
| | 2072 | 2222 | 2377 | 2474 |

| TRIPLE (T) | | | | |
|-------------------|------|------|------|------|
| | 2563 | 2748 | 2940 | 3100 |
| | 2633 | 2858 | 3090 | 3242 |
| | 2730 | 2915 | 3107 | 3267 |
| | 2823 | 3048 | 3280 | 3432 |

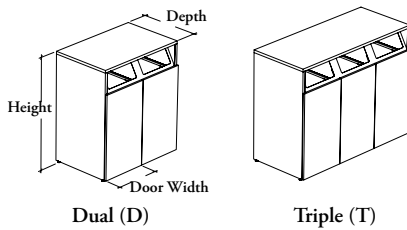
| QUAD (Q) | | | | |
|-----------------|------|------|------|------|
| | 3336 | 3583 | 3838 | 4050 |
| | 3426 | 3726 | 4036 | 4236 |
| | 3421 | 3668 | 3923 | 4135 |
| | 3520 | 3820 | 4130 | 4330 |

storage cabinets

Xpress

CESRUX

Recycling/Disposal Unit – XL Bins



WHAT'S INCLUDED

1 recycling/disposal unit with levelers and waste/recycling bins as listed below:

| | Dual | Triple |
|-------------------------|------|--------|
| XL Waste/Recycling Bins | 2 | 3 |

WHAT'S EXCLUDED

Recycling/Disposal Symbol (CEASR).

NOTES

Includes 90L waste/recycling bins (Grey).

When Flintwood Front Finish is specified, only Not Applicable (NA) Edge Trim Finish is available.

Xpress See *Xpress Program* and/or specification software for finishes availability.

PRODUCT OPTIONS

| Configuration | Depth | Door Width | Height | Identification | Hinge Style |
|---------------|--------|------------|--------|-----------------------------|-------------------------|
| D Dual | 18, 24 | 18, 24 | 36, 42 | N No Identification (Shown) | S Standard – Soft Close |
| T Triple | | | | S Symbol Ready | |

SAMPLE ORDER CODE

| | | | | | |
|----------|----|----|----|---|---|
| CESRUX D | 18 | 24 | 36 | S | S |
|----------|----|----|----|---|---|

PRODUCT OPTIONS CONTINUED

| Opening Fascia Finish | Front Finish | Edge Trim Finish | Case Finish |
|-----------------------|--------------------------|-------------------|-----------------|
| Foundation | Source Laminate | Edge Trim Colors | Source Laminate |
| Accent | Foundation Laminate | NA Not Applicable | |
| Mica | Grade 2 Laminate | | |
| | Flintwood (No Cathedral) | | |

SAMPLE ORDER CODE CONTINUED

| | | | |
|----|----|----|----|
| 20 | 3F | 4G | 3F |
|----|----|----|----|

See Pricing on the following page.

C E S R U X
Recycling/Disposal Unit – XL Bins
(Continued)

DIMENSIONS
INCHES / MM

| D | Door W | H |
|----------|-----------|-----------|
| 18 / 457 | 24 / 610 | 36 / 914 |
| 18 / 457 | 24 / 610 | 42 / 1067 |
| 24 / 610 | 18 / 457 | 36 / 914 |
| 24 / 610 | 18 / 457 | 42 / 1067 |

| | | |
|----------|----------|-----------|
| 24 / 610 | 18 / 457 | 36 / 914 |
| 24 / 610 | 18 / 457 | 42 / 1067 |

PRICING

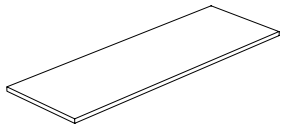
| DUAL (D) | | | | |
|---------------------|--------------------|------------------------|---------------------|-----------|
| FRONT FINISH | | | | |
| | Source Laminate | Foundation Laminate | Grade 2 Laminate | Flintwood |
| | 2470 | 2717 | 2813 | 2841 |
| | 2547 | 2847 | 2944 | 2973 |
| | 2231 | 2416 | 2614 | 2640 |
| | 2325 | 2550 | 2755 | 2782 |
| TRIPLE (T) | | | | |
| | 3061 | 3339 | 3638 | 3674 |
| | 3186 | 3523 | 3833 | 3871 |

countertops &
supports

countertops & supports product map

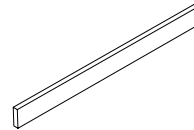
CEWCT Countertop

Page 296



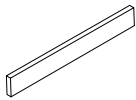
CEWCB Backsplash

Page 306



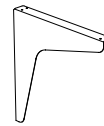
CEWCS Sidesplash

Page 309



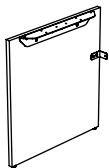
CEWHB Countertop Bracket

Page 310



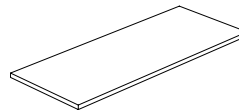
CEWHG Countertop Gable

Page 311



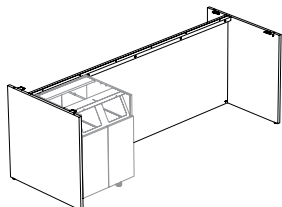
CEWIC Island Countertop

Page 312



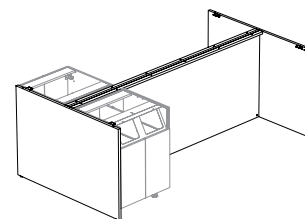
CEWIS Island Structure with Gables – Storage on One Side

Page 316



CEWIB Island Structure with Gables – Storage on Both Sides

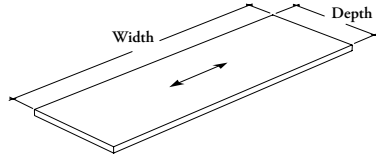
Page 320



countertops & supports

Xpress

CEWCT Countertop



WHAT'S INCLUDED

1 countertop and mounting hardware.

NOTES

Standard (S) Countertop Style provides a good protection against water splash but Water Resistant (W) Countertop Style is suitable for more intense water environments.

Countertop Bracket (CEWHB) or Countertop Gable (CEWHG) can be specified separately if a section is **not** supported by a base cabinet, as recommended in application guide.

Countertop width is always larger than nominal size to ensure it fully covers base cabinets.

When Flintwood Countertop Finish is specified, only Flintwood Flat Trim (9) Edge Trim Style and Not Applicable (NA) Edge Trim Finish are available.

When Foundation Laminate or Grade 2 Laminate Countertop Finish is specified, only Flat Trim (8) is available.

Xpress See *Xpress Program* and/or specification software for finishes availability.

PRODUCT OPTIONS

| Countertop Style | Countertop Thickness | Depth | Width | Countertop Finish | Edge Trim Style | Edge Trim Finish |
|-------------------|----------------------|----------------|---|---|--|--|
| S Standard | M 1 3/16" | 24, 25, 29, 30 | 012, 013, 014, 015, 016, 017, 018, 019, 020, 021, 022, 023, 024, 025, 026, 027, 028, 029, 030, 031, 032, 033, 034, 035, 036, 037, 038, 039, 040, 041, 042, 043, 044, 045, 046, 047, 048, 049, 050, 051, 052, 053, 054, 055, 056, 057, 058, 059, 060, 061, 062, 063, 064, 065, 066, 067, 068, 069, 070, 071, 072, 073, 074, 075, 076, 077, 078, 079, 080, 081, 082, 083, 084, 085, 086, 087, 088, 089, 090, 091, 092, 093, 094, 095, 096, 097, 098, 099, 100, 101, 102, 103, 104, 105, 106, 107, 108 | Foundation Laminate Grade 2 Laminate Flintwood (No Cathedral) | 8 Flat Trim 9 Flintwood Flat Trim | Edge Trim Colors NA Not Applicable |

SAMPLE ORDER CODE

| | | | | | | |
|----------------|----------|-----------|------------|-----------|----------|-----------|
| CEWCT S | M | 25 | 072 | 2F | 8 | 4F |
|----------------|----------|-----------|------------|-----------|----------|-----------|

DIMENSIONS INCHES / MM

| D | W |
|----------|----------|
| 24 / 610 | 12 / 305 |
| 24 / 610 | 13 / 330 |
| 24 / 610 | 14 / 356 |
| 24 / 610 | 15 / 381 |
| 24 / 610 | 16 / 406 |
| 24 / 610 | 17 / 432 |
| 24 / 610 | 18 / 457 |
| 24 / 610 | 19 / 483 |
| 24 / 610 | 20 / 508 |
| 24 / 610 | 21 / 533 |
| 24 / 610 | 22 / 559 |
| 24 / 610 | 23 / 584 |
| 24 / 610 | 24 / 610 |
| 24 / 610 | 25 / 635 |
| 24 / 610 | 26 / 660 |
| 24 / 610 | 27 / 686 |
| 24 / 610 | 28 / 711 |
| 24 / 610 | 29 / 737 |
| 24 / 610 | 30 / 762 |
| 24 / 610 | 31 / 787 |

PRICING

| STANDARD COUNTERTOP (S) | | |
|-------------------------|------------------|-----------|
| 1 3/16" (M) | | |
| COUNTERTOP FINISH | | |
| Foundation Laminate | Grade 2 Laminate | Flintwood |
| 144 | 173 | 550 |
| 150 | 181 | 565 |
| 155 | 189 | 580 |
| 161 | 197 | 596 |
| 167 | 205 | 611 |
| 172 | 213 | 626 |
| 178 | 221 | 641 |
| 183 | 229 | 657 |
| 189 | 237 | 672 |
| 194 | 244 | 687 |
| 200 | 253 | 703 |
| 205 | 260 | 718 |
| 211 | 268 | 733 |
| 216 | 276 | 748 |
| 222 | 284 | 764 |
| 227 | 292 | 779 |
| 233 | 300 | 794 |
| 238 | 307 | 810 |
| 244 | 316 | 825 |
| 249 | 323 | 840 |

DIMENSIONS INCHES / MM

| D | W |
|----------|-----------|
| 24 / 610 | 32 / 813 |
| 24 / 610 | 33 / 838 |
| 24 / 610 | 34 / 867 |
| 24 / 610 | 35 / 889 |
| 24 / 610 | 36 / 914 |
| 24 / 610 | 37 / 940 |
| 24 / 610 | 38 / 965 |
| 24 / 610 | 39 / 991 |
| 24 / 610 | 40 / 1016 |
| 24 / 610 | 41 / 1041 |
| 24 / 610 | 42 / 1067 |
| 24 / 610 | 43 / 1092 |
| 24 / 610 | 44 / 1118 |
| 24 / 610 | 45 / 1143 |
| 24 / 610 | 46 / 1168 |
| 24 / 610 | 47 / 1194 |
| 24 / 610 | 48 / 1219 |
| 24 / 610 | 49 / 1245 |
| 24 / 610 | 50 / 1270 |
| 24 / 610 | 51 / 1295 |

PRICING

| STANDARD COUNTERTOP (S) | | |
|-------------------------|------------------|-----------|
| 1 3/16" (M) | | |
| COUNTERTOP FINISH | | |
| Foundation Laminate | Grade 2 Laminate | Flintwood |
| 255 | 331 | 855 |
| 260 | 339 | 871 |
| 266 | 347 | 886 |
| 271 | 355 | 901 |
| 277 | 363 | 917 |
| 282 | 370 | 932 |
| 288 | 379 | 947 |
| 293 | 386 | 962 |
| 299 | 394 | 978 |
| 304 | 402 | 993 |
| 310 | 410 | 1008 |
| 316 | 418 | 1024 |
| 321 | 426 | 1039 |
| 327 | 434 | 1054 |
| 332 | 442 | 1069 |
| 338 | 450 | 1085 |
| 343 | 457 | 1100 |
| 349 | 466 | 1115 |
| 354 | 473 | 1131 |
| 360 | 481 | 1146 |

Pricing is continued on the following page.

CEWCT Countertop (Continued)

**DIMENSIONS
INCHES / MM**

| D | W |
|----------|-----------|
| 24 / 610 | 52 / 1321 |
| 24 / 610 | 53 / 1346 |
| 24 / 610 | 54 / 1372 |
| 24 / 610 | 55 / 1397 |
| 24 / 610 | 56 / 1422 |
| 24 / 610 | 57 / 1448 |
| 24 / 610 | 58 / 1473 |
| 24 / 610 | 59 / 1499 |
| 24 / 610 | 60 / 1524 |
| 24 / 610 | 61 / 1549 |
| 24 / 610 | 62 / 1575 |
| 24 / 610 | 63 / 1600 |
| 24 / 610 | 64 / 1626 |
| 24 / 610 | 65 / 1651 |
| 24 / 610 | 66 / 1676 |
| 24 / 610 | 67 / 1702 |
| 24 / 610 | 68 / 1727 |
| 24 / 610 | 69 / 1753 |
| 24 / 610 | 70 / 1778 |
| 24 / 610 | 71 / 1803 |
| 24 / 610 | 72 / 1829 |
| 24 / 610 | 73 / 1854 |
| 24 / 610 | 74 / 1880 |
| 24 / 610 | 75 / 1905 |
| 24 / 610 | 76 / 1930 |
| 24 / 610 | 77 / 1956 |
| 24 / 610 | 78 / 1981 |
| 24 / 610 | 79 / 2007 |
| 24 / 610 | 80 / 2032 |

PRICING

| STANDARD COUNTERTOP (S) | | |
|-------------------------|------------------|-----------|
| 1 3/16" (M) | | |
| COUNTERTOP FINISH | | |
| Foundation Laminate | Grade 2 Laminate | Flintwood |
| 365 | 489 | 1161 |
| 371 | 497 | 1176 |
| 376 | 505 | 1192 |
| 382 | 513 | 1207 |
| 387 | 520 | 1222 |
| 393 | 529 | 1238 |
| 398 | 536 | 1253 |
| 404 | 544 | 1268 |
| 409 | 552 | 1283 |
| 415 | 560 | 1299 |
| 420 | 568 | 1316 |
| 426 | 576 | 1332 |
| 431 | 583 | 1348 |
| 437 | 592 | 1364 |
| 442 | 599 | 1380 |
| 448 | 607 | 1396 |
| 453 | 615 | 1412 |
| 459 | 623 | 1428 |
| 464 | 631 | 1444 |
| 470 | 639 | 1461 |
| 475 | 646 | 1477 |
| 481 | 655 | 1493 |
| 486 | 662 | 1509 |
| 492 | 670 | 1525 |
| 497 | 678 | 1541 |
| 503 | 686 | 1557 |
| 508 | 694 | 1573 |
| 514 | 702 | 1589 |
| 519 | 709 | 1605 |

**DIMENSIONS
INCHES / MM**

| D | W |
|----------|------------|
| 24 / 610 | 81 / 2057 |
| 24 / 610 | 82 / 2083 |
| 24 / 610 | 83 / 2108 |
| 24 / 610 | 84 / 2134 |
| 24 / 610 | 85 / 2159 |
| 24 / 610 | 86 / 2184 |
| 24 / 610 | 87 / 2210 |
| 24 / 610 | 88 / 2235 |
| 24 / 610 | 89 / 2261 |
| 24 / 610 | 90 / 2286 |
| 24 / 610 | 91 / 2311 |
| 24 / 610 | 92 / 2337 |
| 24 / 610 | 93 / 2362 |
| 24 / 610 | 94 / 2388 |
| 24 / 610 | 95 / 2413 |
| 24 / 610 | 96 / 2438 |
| 24 / 610 | 97 / 2464 |
| 24 / 610 | 98 / 2489 |
| 24 / 610 | 99 / 2515 |
| 24 / 610 | 100 / 2540 |
| 24 / 610 | 101 / 2565 |
| 24 / 610 | 102 / 2591 |
| 24 / 610 | 103 / 2616 |
| 24 / 610 | 104 / 2642 |
| 24 / 610 | 105 / 2667 |
| 24 / 610 | 106 / 2692 |
| 24 / 610 | 107 / 2718 |
| 24 / 610 | 108 / 2743 |

PRICING

| STANDARD COUNTERTOP (S) | | |
|-------------------------|------------------|-----------|
| 1 3/16" (M) | | |
| COUNTERTOP FINISH | | |
| Foundation Laminate | Grade 2 Laminate | Flintwood |
| 525 | 718 | 1622 |
| 530 | 725 | 1638 |
| 536 | 733 | 1654 |
| 541 | 741 | 1670 |
| 547 | 749 | 1686 |
| 552 | 756 | 1702 |
| 558 | 765 | 1718 |
| 563 | 772 | 1734 |
| 569 | 781 | 1750 |
| 574 | 788 | 1766 |
| 580 | 796 | 1783 |
| 585 | 804 | 1799 |
| 591 | 812 | 1815 |
| 596 | 819 | 1831 |
| 602 | 828 | 1847 |
| 607 | 835 | 1863 |
| 613 | 844 | 1879 |
| 618 | 851 | 1895 |
| 624 | 859 | 1911 |
| 629 | 867 | 1927 |
| 635 | 875 | 1944 |
| 640 | 882 | 1960 |
| 646 | 891 | 1976 |
| 651 | 898 | 1992 |
| 657 | 907 | 2008 |
| 662 | 914 | 2024 |
| 668 | 922 | 2040 |
| 673 | 930 | 2056 |

| D | W |
|----------|----------|
| 25 / 635 | 12 / 305 |
| 25 / 635 | 13 / 330 |
| 25 / 635 | 14 / 356 |
| 25 / 635 | 15 / 381 |
| 25 / 635 | 16 / 406 |
| 25 / 635 | 17 / 432 |
| 25 / 635 | 18 / 457 |
| 25 / 635 | 19 / 483 |
| 25 / 635 | 20 / 508 |
| 25 / 635 | 21 / 533 |
| 25 / 635 | 22 / 559 |
| 25 / 635 | 23 / 584 |
| 25 / 635 | 24 / 610 |
| 25 / 635 | 25 / 635 |

| STANDARD COUNTERTOP (S) | | |
|-------------------------|------------------|-----------|
| 1 3/16" (M) | | |
| COUNTERTOP FINISH | | |
| Foundation Laminate | Grade 2 Laminate | Flintwood |
| 144 | 173 | 550 |
| 150 | 181 | 565 |
| 155 | 189 | 580 |
| 161 | 197 | 596 |
| 167 | 205 | 611 |
| 172 | 213 | 626 |
| 178 | 221 | 641 |
| 183 | 229 | 657 |
| 189 | 237 | 672 |
| 194 | 244 | 687 |
| 200 | 253 | 703 |
| 205 | 260 | 718 |
| 211 | 268 | 733 |
| 216 | 276 | 748 |

| D | W |
|----------|----------|
| 25 / 635 | 26 / 660 |
| 25 / 635 | 27 / 686 |
| 25 / 635 | 28 / 711 |
| 25 / 635 | 29 / 737 |
| 25 / 635 | 30 / 762 |
| 25 / 635 | 31 / 787 |
| 25 / 635 | 32 / 813 |
| 25 / 635 | 33 / 838 |
| 25 / 635 | 34 / 867 |
| 25 / 635 | 35 / 889 |
| 25 / 635 | 36 / 914 |
| 25 / 635 | 37 / 940 |
| 25 / 635 | 38 / 965 |
| 25 / 635 | 39 / 991 |

| STANDARD COUNTERTOP (S) | | |
|-------------------------|------------------|-----------|
| 1 3/16" (M) | | |
| COUNTERTOP FINISH | | |
| Foundation Laminate | Grade 2 Laminate | Flintwood |
| 222 | 284 | 764 |
| 227 | 292 | 779 |
| 233 | 300 | 794 |
| 238 | 307 | 810 |
| 244 | 316 | 825 |
| 249 | 323 | 840 |
| 255 | 331 | 855 |
| 260 | 339 | 871 |
| 266 | 347 | 886 |
| 271 | 355 | 901 |
| 277 | 363 | 917 |
| 282 | 370 | 932 |
| 288 | 379 | 947 |
| 293 | 386 | 962 |

Pricing is continued on the following page.

countertops & supports

Xpress

C E W C T

Countertop (Continued)

DIMENSIONS INCHES / MM

| D | W |
|----------|-----------|
| 25 / 635 | 40 / 1016 |
| 25 / 635 | 41 / 1041 |
| 25 / 635 | 42 / 1067 |
| 25 / 635 | 43 / 1092 |
| 25 / 635 | 44 / 1118 |
| 25 / 635 | 45 / 1143 |
| 25 / 635 | 46 / 1168 |
| 25 / 635 | 47 / 1194 |
| 25 / 635 | 48 / 1219 |
| 25 / 635 | 49 / 1245 |
| 25 / 635 | 50 / 1270 |
| 25 / 635 | 51 / 1295 |
| 25 / 635 | 52 / 1321 |
| 25 / 635 | 53 / 1346 |
| 25 / 635 | 54 / 1372 |
| 25 / 635 | 55 / 1397 |
| 25 / 635 | 56 / 1422 |
| 25 / 635 | 57 / 1448 |
| 25 / 635 | 58 / 1473 |
| 25 / 635 | 59 / 1499 |
| 25 / 635 | 60 / 1524 |
| 25 / 635 | 61 / 1549 |
| 25 / 635 | 62 / 1575 |
| 25 / 635 | 63 / 1600 |
| 25 / 635 | 64 / 1626 |
| 25 / 635 | 65 / 1651 |
| 25 / 635 | 66 / 1676 |
| 25 / 635 | 67 / 1702 |
| 25 / 635 | 68 / 1727 |
| 25 / 635 | 69 / 1753 |
| 25 / 635 | 70 / 1778 |
| 25 / 635 | 71 / 1803 |
| 25 / 635 | 72 / 1829 |
| 25 / 635 | 73 / 1854 |
| 25 / 635 | 74 / 1880 |

PRICING

| STANDARD COUNTERTOP (S) | | |
|-------------------------|------------------|-----------|
| 1 3/16" (M) | | |
| COUNTERTOP FINISH | | |
| Foundation Laminate | Grade 2 Laminate | Flintwood |
| 299 | 394 | 978 |
| 304 | 402 | 993 |
| 310 | 410 | 1008 |
| 316 | 418 | 1024 |
| 321 | 426 | 1039 |
| 327 | 434 | 1054 |
| 332 | 442 | 1069 |
| 338 | 450 | 1085 |
| 343 | 457 | 1100 |
| 349 | 466 | 1115 |
| 354 | 473 | 1131 |
| 360 | 481 | 1146 |
| 365 | 489 | 1161 |
| 371 | 497 | 1176 |
| 376 | 505 | 1192 |
| 382 | 513 | 1207 |
| 387 | 520 | 1222 |
| 393 | 529 | 1238 |
| 398 | 536 | 1253 |
| 404 | 544 | 1268 |
| 409 | 552 | 1283 |
| 415 | 560 | 1299 |
| 420 | 568 | 1316 |
| 426 | 576 | 1332 |
| 431 | 583 | 1348 |
| 437 | 592 | 1364 |
| 442 | 599 | 1380 |
| 448 | 607 | 1396 |
| 453 | 615 | 1412 |
| 459 | 623 | 1428 |
| 464 | 631 | 1444 |
| 470 | 639 | 1461 |
| 475 | 646 | 1477 |
| 481 | 655 | 1493 |
| 486 | 662 | 1509 |

DIMENSIONS INCHES / MM

| D | W |
|----------|------------|
| 25 / 635 | 75 / 1905 |
| 25 / 635 | 76 / 1930 |
| 25 / 635 | 77 / 1956 |
| 25 / 635 | 78 / 1981 |
| 25 / 635 | 79 / 2007 |
| 25 / 635 | 80 / 2032 |
| 25 / 635 | 81 / 2057 |
| 25 / 635 | 82 / 2083 |
| 25 / 635 | 83 / 2108 |
| 25 / 635 | 84 / 2134 |
| 25 / 635 | 85 / 2159 |
| 25 / 635 | 86 / 2184 |
| 25 / 635 | 87 / 2210 |
| 25 / 635 | 88 / 2235 |
| 25 / 635 | 89 / 2261 |
| 25 / 635 | 90 / 2286 |
| 25 / 635 | 91 / 2311 |
| 25 / 635 | 92 / 2337 |
| 25 / 635 | 93 / 2362 |
| 25 / 635 | 94 / 2388 |
| 25 / 635 | 95 / 2413 |
| 25 / 635 | 96 / 2438 |
| 25 / 635 | 97 / 2464 |
| 25 / 635 | 98 / 2489 |
| 25 / 635 | 99 / 2515 |
| 25 / 635 | 100 / 2540 |
| 25 / 635 | 101 / 2565 |
| 25 / 635 | 102 / 2591 |
| 25 / 635 | 103 / 2616 |
| 25 / 635 | 104 / 2642 |
| 25 / 635 | 105 / 2667 |
| 25 / 635 | 106 / 2692 |
| 25 / 635 | 107 / 2718 |
| 25 / 635 | 108 / 2743 |

PRICING

| STANDARD COUNTERTOP (S) | | |
|-------------------------|------------------|-----------|
| 1 3/16" (M) | | |
| COUNTERTOP FINISH | | |
| Foundation Laminate | Grade 2 Laminate | Flintwood |
| 492 | 670 | 1525 |
| 497 | 678 | 1541 |
| 503 | 686 | 1557 |
| 508 | 694 | 1573 |
| 514 | 702 | 1589 |
| 519 | 709 | 1605 |
| 525 | 718 | 1622 |
| 530 | 725 | 1638 |
| 536 | 733 | 1654 |
| 541 | 741 | 1670 |
| 547 | 749 | 1686 |
| 552 | 756 | 1702 |
| 558 | 765 | 1718 |
| 563 | 772 | 1734 |
| 569 | 781 | 1750 |
| 574 | 788 | 1766 |
| 580 | 796 | 1783 |
| 585 | 804 | 1799 |
| 591 | 812 | 1815 |
| 596 | 819 | 1831 |
| 602 | 828 | 1847 |
| 607 | 835 | 1863 |
| 613 | 844 | 1879 |
| 618 | 851 | 1895 |
| 624 | 859 | 1911 |
| 629 | 867 | 1927 |
| 635 | 875 | 1944 |
| 640 | 882 | 1960 |
| 646 | 891 | 1976 |
| 651 | 898 | 1992 |
| 657 | 907 | 2008 |
| 662 | 914 | 2024 |
| 668 | 922 | 2040 |
| 673 | 930 | 2056 |

| STANDARD COUNTERTOP (S) | | |
|-------------------------|------------------|-----------|
| 1 3/16" (M) | | |
| COUNTERTOP FINISH | | |
| Foundation Laminate | Grade 2 Laminate | Flintwood |
| 160 | 195 | 582 |
| 166 | 204 | 598 |
| 173 | 213 | 614 |
| 179 | 222 | 631 |
| 186 | 232 | 647 |
| 192 | 241 | 663 |
| 198 | 250 | 680 |
| 205 | 260 | 696 |

| STANDARD COUNTERTOP (S) | | |
|-------------------------|------------------|-----------|
| 1 3/16" (M) | | |
| COUNTERTOP FINISH | | |
| Foundation Laminate | Grade 2 Laminate | Flintwood |
| 211 | 268 | 713 |
| 218 | 278 | 729 |
| 224 | 287 | 745 |
| 231 | 297 | 762 |
| 237 | 306 | 778 |
| 244 | 316 | 795 |
| 250 | 325 | 811 |
| 256 | 333 | 827 |

Pricing is continued on the following page.

CEWCT

Countertop (Continued)

**DIMENSIONS
INCHES / MM**

| D | W |
|----------|-----------|
| 29 / 737 | 28 / 711 |
| 29 / 737 | 29 / 737 |
| 29 / 737 | 30 / 762 |
| 29 / 737 | 31 / 787 |
| 29 / 737 | 32 / 813 |
| 29 / 737 | 33 / 838 |
| 29 / 737 | 34 / 867 |
| 29 / 737 | 35 / 889 |
| 29 / 737 | 36 / 914 |
| 29 / 737 | 37 / 940 |
| 29 / 737 | 38 / 965 |
| 29 / 737 | 39 / 991 |
| 29 / 737 | 40 / 1016 |
| 29 / 737 | 41 / 1041 |
| 29 / 737 | 42 / 1067 |
| 29 / 737 | 43 / 1092 |
| 29 / 737 | 44 / 1118 |
| 29 / 737 | 45 / 1143 |
| 29 / 737 | 46 / 1168 |
| 29 / 737 | 47 / 1194 |
| 29 / 737 | 48 / 1219 |
| 29 / 737 | 49 / 1245 |
| 29 / 737 | 50 / 1270 |
| 29 / 737 | 51 / 1295 |
| 29 / 737 | 52 / 1321 |
| 29 / 737 | 53 / 1346 |
| 29 / 737 | 54 / 1372 |
| 29 / 737 | 55 / 1397 |
| 29 / 737 | 56 / 1422 |
| 29 / 737 | 57 / 1448 |
| 29 / 737 | 58 / 1473 |
| 29 / 737 | 59 / 1499 |
| 29 / 737 | 60 / 1524 |
| 29 / 737 | 61 / 1549 |
| 29 / 737 | 62 / 1575 |
| 29 / 737 | 63 / 1600 |
| 29 / 737 | 64 / 1626 |
| 29 / 737 | 65 / 1651 |
| 29 / 737 | 66 / 1676 |
| 29 / 737 | 67 / 1702 |
| 29 / 737 | 68 / 1727 |

PRICING

| STANDARD COUNTERTOP (S) | | |
|-------------------------|------------------|-----------|
| 1 3/16" (M) | | |
| COUNTERTOP FINISH | | |
| Foundation Laminate | Grade 2 Laminate | Flintwood |
| 263 | 343 | 844 |
| 269 | 352 | 860 |
| 276 | 362 | 876 |
| 282 | 371 | 893 |
| 289 | 381 | 909 |
| 295 | 389 | 926 |
| 302 | 399 | 942 |
| 308 | 408 | 958 |
| 314 | 417 | 975 |
| 321 | 427 | 991 |
| 327 | 436 | 1007 |
| 334 | 446 | 1024 |
| 340 | 454 | 1040 |
| 347 | 464 | 1057 |
| 353 | 473 | 1073 |
| 360 | 483 | 1089 |
| 366 | 492 | 1106 |
| 372 | 501 | 1122 |
| 379 | 510 | 1138 |
| 385 | 519 | 1155 |
| 392 | 529 | 1171 |
| 398 | 538 | 1188 |
| 405 | 548 | 1204 |
| 411 | 557 | 1220 |
| 418 | 567 | 1237 |
| 424 | 575 | 1253 |
| 430 | 584 | 1269 |
| 437 | 594 | 1286 |
| 443 | 603 | 1302 |
| 450 | 613 | 1319 |
| 456 | 622 | 1335 |
| 463 | 631 | 1351 |
| 469 | 640 | 1368 |
| 476 | 650 | 1386 |
| 482 | 659 | 1404 |
| 488 | 668 | 1422 |
| 495 | 678 | 1440 |
| 501 | 687 | 1459 |
| 508 | 696 | 1477 |
| 514 | 705 | 1495 |
| 520 | 714 | 1513 |

**DIMENSIONS
INCHES / MM**

| D | W |
|----------|------------|
| 29 / 737 | 69 / 1753 |
| 29 / 737 | 70 / 1778 |
| 29 / 737 | 71 / 1803 |
| 29 / 737 | 72 / 1829 |
| 29 / 737 | 73 / 1854 |
| 29 / 737 | 74 / 1880 |
| 29 / 737 | 75 / 1905 |
| 29 / 737 | 76 / 1930 |
| 29 / 737 | 77 / 1956 |
| 29 / 737 | 78 / 1981 |
| 29 / 737 | 79 / 2007 |
| 29 / 737 | 80 / 2032 |
| 29 / 737 | 81 / 2057 |
| 29 / 737 | 82 / 2083 |
| 29 / 737 | 83 / 2108 |
| 29 / 737 | 84 / 2134 |
| 29 / 737 | 85 / 2159 |
| 29 / 737 | 86 / 2184 |
| 29 / 737 | 87 / 2210 |
| 29 / 737 | 88 / 2235 |
| 29 / 737 | 89 / 2261 |
| 29 / 737 | 90 / 2286 |
| 29 / 737 | 91 / 2311 |
| 29 / 737 | 92 / 2337 |
| 29 / 737 | 93 / 2362 |
| 29 / 737 | 94 / 2388 |
| 29 / 737 | 95 / 2413 |
| 29 / 737 | 96 / 2438 |
| 29 / 737 | 97 / 2464 |
| 29 / 737 | 98 / 2489 |
| 29 / 737 | 99 / 2515 |
| 29 / 737 | 100 / 2540 |
| 29 / 737 | 101 / 2565 |
| 29 / 737 | 102 / 2591 |
| 29 / 737 | 103 / 2616 |
| 29 / 737 | 104 / 2642 |
| 29 / 737 | 105 / 2667 |
| 29 / 737 | 106 / 2692 |
| 29 / 737 | 107 / 2718 |
| 29 / 737 | 108 / 2743 |

PRICING

| STANDARD COUNTERTOP (S) | | |
|-------------------------|------------------|-----------|
| 1 3/16" (M) | | |
| COUNTERTOP FINISH | | |
| Foundation Laminate | Grade 2 Laminate | Flintwood |
| 527 | 724 | 1531 |
| 533 | 733 | 1549 |
| 540 | 743 | 1568 |
| 546 | 751 | 1586 |
| 552 | 760 | 1604 |
| 559 | 770 | 1622 |
| 565 | 779 | 1640 |
| 572 | 789 | 1658 |
| 578 | 798 | 1677 |
| 584 | 807 | 1695 |
| 591 | 816 | 1713 |
| 597 | 825 | 1731 |
| 604 | 835 | 1749 |
| 610 | 844 | 1768 |
| 616 | 853 | 1786 |
| 623 | 863 | 1804 |
| 629 | 871 | 1822 |
| 636 | 881 | 1840 |
| 642 | 890 | 1858 |
| 648 | 899 | 1877 |
| 655 | 909 | 1895 |
| 661 | 918 | 1913 |
| 668 | 928 | 1931 |
| 674 | 936 | 1949 |
| 680 | 945 | 1967 |
| 687 | 955 | 1986 |
| 693 | 964 | 2004 |
| 700 | 974 | 2022 |
| 706 | 983 | 2040 |
| 712 | 991 | 2058 |
| 719 | 1001 | 2076 |
| 725 | 1010 | 2095 |
| 732 | 1020 | 2113 |
| 738 | 1029 | 2131 |
| 744 | 1038 | 2149 |
| 751 | 1048 | 2167 |
| 757 | 1056 | 2185 |
| 764 | 1066 | 2204 |
| 770 | 1075 | 2222 |
| 776 | 1084 | 2240 |

Pricing is continued on the following page.

countertops & supports

Xpress

C E W C T

Countertop (Continued)

DIMENSIONS INCHES / MM

| D | W |
|----------|-----------|
| 30 / 762 | 12 / 305 |
| 30 / 762 | 13 / 330 |
| 30 / 762 | 14 / 356 |
| 30 / 762 | 15 / 381 |
| 30 / 762 | 16 / 406 |
| 30 / 762 | 17 / 432 |
| 30 / 762 | 18 / 457 |
| 30 / 762 | 19 / 483 |
| 30 / 762 | 20 / 508 |
| 30 / 762 | 21 / 533 |
| 30 / 762 | 22 / 559 |
| 30 / 762 | 23 / 584 |
| 30 / 762 | 24 / 610 |
| 30 / 762 | 25 / 635 |
| 30 / 762 | 26 / 660 |
| 30 / 762 | 27 / 686 |
| 30 / 762 | 28 / 711 |
| 30 / 762 | 29 / 737 |
| 30 / 762 | 30 / 762 |
| 30 / 762 | 31 / 787 |
| 30 / 762 | 32 / 813 |
| 30 / 762 | 33 / 838 |
| 30 / 762 | 34 / 867 |
| 30 / 762 | 35 / 889 |
| 30 / 762 | 36 / 914 |
| 30 / 762 | 37 / 940 |
| 30 / 762 | 38 / 965 |
| 30 / 762 | 39 / 991 |
| 30 / 762 | 40 / 1016 |
| 30 / 762 | 41 / 1041 |
| 30 / 762 | 42 / 1067 |
| 30 / 762 | 43 / 1092 |
| 30 / 762 | 44 / 1118 |
| 30 / 762 | 45 / 1143 |
| 30 / 762 | 46 / 1168 |
| 30 / 762 | 47 / 1194 |
| 30 / 762 | 48 / 1219 |
| 30 / 762 | 49 / 1245 |
| 30 / 762 | 50 / 1270 |
| 30 / 762 | 51 / 1295 |
| 30 / 762 | 52 / 1321 |
| 30 / 762 | 53 / 1346 |
| 30 / 762 | 54 / 1372 |
| 30 / 762 | 55 / 1397 |
| 30 / 762 | 56 / 1422 |
| 30 / 762 | 57 / 1448 |
| 30 / 762 | 58 / 1473 |
| 30 / 762 | 59 / 1499 |
| 30 / 762 | 60 / 1524 |

PRICING

| STANDARD COUNTERTOP (S) | | |
|-------------------------|------------------|-----------|
| 1 3/16" (M) | | |
| COUNTERTOP FINISH | | |
| Foundation Laminate | Grade 2 Laminate | Flintwood |
| 160 | 195 | 582 |
| 166 | 204 | 598 |
| 173 | 213 | 614 |
| 179 | 222 | 631 |
| 186 | 232 | 647 |
| 192 | 241 | 663 |
| 198 | 250 | 680 |
| 205 | 260 | 696 |
| 211 | 268 | 713 |
| 218 | 278 | 729 |
| 224 | 287 | 745 |
| 231 | 297 | 762 |
| 237 | 306 | 778 |
| 244 | 316 | 795 |
| 250 | 325 | 811 |
| 256 | 333 | 827 |
| 263 | 343 | 844 |
| 269 | 352 | 860 |
| 276 | 362 | 876 |
| 282 | 371 | 893 |
| 289 | 381 | 909 |
| 295 | 389 | 926 |
| 302 | 399 | 942 |
| 308 | 408 | 958 |
| 314 | 417 | 975 |
| 321 | 427 | 991 |
| 327 | 436 | 1007 |
| 334 | 446 | 1024 |
| 340 | 454 | 1040 |
| 347 | 464 | 1057 |
| 353 | 473 | 1073 |
| 360 | 483 | 1089 |
| 366 | 492 | 1106 |
| 372 | 501 | 1122 |
| 379 | 510 | 1138 |
| 385 | 519 | 1155 |
| 392 | 529 | 1171 |
| 398 | 538 | 1188 |
| 405 | 548 | 1204 |
| 411 | 557 | 1220 |
| 418 | 567 | 1237 |
| 424 | 575 | 1253 |
| 430 | 584 | 1269 |
| 437 | 594 | 1286 |
| 443 | 603 | 1302 |
| 450 | 613 | 1319 |
| 456 | 622 | 1335 |
| 463 | 631 | 1351 |
| 469 | 640 | 1368 |

DIMENSIONS INCHES / MM

| D | W |
|----------|------------|
| 30 / 762 | 61 / 1549 |
| 30 / 762 | 62 / 1575 |
| 30 / 762 | 63 / 1600 |
| 30 / 762 | 64 / 1626 |
| 30 / 762 | 65 / 1651 |
| 30 / 762 | 66 / 1676 |
| 30 / 762 | 67 / 1702 |
| 30 / 762 | 68 / 1727 |
| 30 / 762 | 69 / 1753 |
| 30 / 762 | 70 / 1778 |
| 30 / 762 | 71 / 1803 |
| 30 / 762 | 72 / 1829 |
| 30 / 762 | 73 / 1854 |
| 30 / 762 | 74 / 1880 |
| 30 / 762 | 75 / 1905 |
| 30 / 762 | 76 / 1930 |
| 30 / 762 | 77 / 1956 |
| 30 / 762 | 78 / 1981 |
| 30 / 762 | 79 / 2007 |
| 30 / 762 | 80 / 2032 |
| 30 / 762 | 81 / 2057 |
| 30 / 762 | 82 / 2083 |
| 30 / 762 | 83 / 2108 |
| 30 / 762 | 84 / 2134 |
| 30 / 762 | 85 / 2159 |
| 30 / 762 | 86 / 2184 |
| 30 / 762 | 87 / 2210 |
| 30 / 762 | 88 / 2235 |
| 30 / 762 | 89 / 2261 |
| 30 / 762 | 90 / 2286 |
| 30 / 762 | 91 / 2311 |
| 30 / 762 | 92 / 2337 |
| 30 / 762 | 93 / 2362 |
| 30 / 762 | 94 / 2388 |
| 30 / 762 | 95 / 2413 |
| 30 / 762 | 96 / 2438 |
| 30 / 762 | 97 / 2464 |
| 30 / 762 | 98 / 2489 |
| 30 / 762 | 99 / 2515 |
| 30 / 762 | 100 / 2540 |
| 30 / 762 | 101 / 2565 |
| 30 / 762 | 102 / 2591 |
| 30 / 762 | 103 / 2616 |
| 30 / 762 | 104 / 2642 |
| 30 / 762 | 105 / 2667 |
| 30 / 762 | 106 / 2692 |
| 30 / 762 | 107 / 2718 |
| 30 / 762 | 108 / 2743 |

PRICING

| STANDARD COUNTERTOP (S) | | |
|-------------------------|------------------|-----------|
| 1 3/16" (M) | | |
| COUNTERTOP FINISH | | |
| Foundation Laminate | Grade 2 Laminate | Flintwood |
| 476 | 650 | 1386 |
| 482 | 659 | 1404 |
| 488 | 668 | 1422 |
| 495 | 678 | 1440 |
| 501 | 687 | 1459 |
| 508 | 696 | 1477 |
| 514 | 705 | 1495 |
| 520 | 714 | 1513 |
| 527 | 724 | 1531 |
| 533 | 733 | 1549 |
| 540 | 743 | 1568 |
| 546 | 751 | 1586 |
| 552 | 760 | 1604 |
| 559 | 770 | 1622 |
| 565 | 779 | 1640 |
| 572 | 789 | 1658 |
| 578 | 798 | 1677 |
| 584 | 807 | 1695 |
| 591 | 816 | 1713 |
| 597 | 825 | 1731 |
| 604 | 835 | 1749 |
| 610 | 844 | 1768 |
| 616 | 853 | 1786 |
| 623 | 863 | 1804 |
| 629 | 871 | 1822 |
| 636 | 881 | 1840 |
| 642 | 890 | 1858 |
| 648 | 899 | 1877 |
| 655 | 909 | 1895 |
| 661 | 918 | 1913 |
| 668 | 928 | 1931 |
| 674 | 936 | 1949 |
| 680 | 945 | 1967 |
| 687 | 955 | 1986 |
| 693 | 964 | 2004 |
| 700 | 974 | 2022 |
| 706 | 983 | 2040 |
| 712 | 991 | 2058 |
| 719 | 1001 | 2076 |
| 725 | 1010 | 2095 |
| 732 | 1020 | 2113 |
| 738 | 1029 | 2131 |
| 744 | 1038 | 2149 |
| 751 | 1048 | 2167 |
| 757 | 1056 | 2185 |
| 764 | 1066 | 2204 |
| 770 | 1075 | 2222 |
| 776 | 1084 | 2240 |

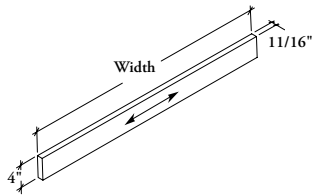
Pricing is continued on the following page.

countertops & supports

Xpress

CEWCB

Backsplash



WHAT'S INCLUDED

1 backsplash and mounting hardware.

WHAT'S EXCLUDED

Countertop (CEWCT).

NOTES

Standard (S) Backsplash Style provides a good protection against water splash but Water Resistant (W) Backsplash Style is suitable for more intense water environments.

Backsplash width is always larger than nominal size to ensure it fully covers base cabinets.

When Flintwood Backsplash Finish is specified, only Not Applicable (NA) Edge Trim Finish are available.

Xpress See *Xpress Program* and/or specification software for finishes availability.

PRODUCT OPTIONS

| Backsplash Style | Width | Height | Backsplash Finish | Edge Trim Finish |
|--------------------------|--|--------|---|--|
| S Standard | 012, 013, 014, 015, 016, 017, 018, 019, 020, 021, 022, 023, 024, 025, 026, 027, 028, 029, 030, 031, 032, 033, 034, 035, 036, 037, 038, 039, 040, 041, 042, 043, 044, 045, 046, 047, 048, 049, 050, 051, 052, 053, 054, 055, 056, 057, 058, 059, 060, 061, 062, 063, 064, 065, 066, 067, 068, 069, 070, 071, 072, 073, 074, 075, 076, 077, 078, 079, 080, 081, 082, 083, 084, 085, 086, 087, 088, 089, 090, 091, 092, 093, 094, 095, 096, 097, 098, 099, 100, 101, 102, 103, 104, 105, 106, 107 | 04 | Source Laminate Foundation Laminate Grade 2 Laminate Flintwood (No Cathedral) | Edge Trim Colors NA Not Applicable |
| W Water Resistant | | | | |

SAMPLE ORDER CODE

| | | | | |
|----------------|------------|-----------|-----------|-----------|
| CEWCB W | 072 | 04 | XG | SS |
|----------------|------------|-----------|-----------|-----------|

**DIMENSIONS
INCHES / MM**

| W | H |
|----------|---------|
| 12 / 305 | 4 / 102 |
| 13 / 330 | 4 / 102 |
| 14 / 356 | 4 / 102 |
| 15 / 381 | 4 / 102 |
| 16 / 406 | 4 / 102 |
| 17 / 432 | 4 / 102 |
| 18 / 457 | 4 / 102 |
| 19 / 483 | 4 / 102 |
| 20 / 508 | 4 / 102 |
| 21 / 533 | 4 / 102 |
| 22 / 559 | 4 / 102 |
| 23 / 584 | 4 / 102 |
| 24 / 610 | 4 / 102 |
| 25 / 635 | 4 / 102 |
| 26 / 660 | 4 / 102 |
| 27 / 686 | 4 / 102 |
| 28 / 711 | 4 / 102 |
| 29 / 737 | 4 / 102 |
| 30 / 762 | 4 / 102 |
| 31 / 787 | 4 / 102 |

PRICING

| STANDARD BACKSPLASH (S) | |
|-------------------------|--|
| 1 3/16" (M) | |
| BACKSPLASH FINISH | |
| Flintwood | |
| 139 | |
| 141 | |
| 143 | |
| 146 | |
| 148 | |
| 150 | |
| 152 | |
| 155 | |
| 157 | |
| 159 | |
| 161 | |
| 164 | |
| 166 | |
| 168 | |
| 170 | |
| 173 | |
| 175 | |
| 177 | |
| 179 | |
| 182 | |

**DIMENSIONS
INCHES / MM**

| W | H |
|-----------|---------|
| 32 / 813 | 4 / 102 |
| 33 / 838 | 4 / 102 |
| 34 / 867 | 4 / 102 |
| 35 / 889 | 4 / 102 |
| 36 / 914 | 4 / 102 |
| 37 / 940 | 4 / 102 |
| 38 / 965 | 4 / 102 |
| 39 / 991 | 4 / 102 |
| 40 / 1016 | 4 / 102 |
| 41 / 1041 | 4 / 102 |
| 42 / 1067 | 4 / 102 |
| 43 / 1092 | 4 / 102 |
| 44 / 1118 | 4 / 102 |
| 45 / 1143 | 4 / 102 |
| 46 / 1168 | 4 / 102 |
| 47 / 1194 | 4 / 102 |
| 48 / 1219 | 4 / 102 |
| 49 / 1245 | 4 / 102 |
| 50 / 1270 | 4 / 102 |
| 51 / 1295 | 4 / 102 |

PRICING

| STANDARD BACKSPLASH (S) | |
|-------------------------|--|
| 1 3/16" (M) | |
| BACKSPLASH FINISH | |
| Flintwood | |
| 184 | |
| 186 | |
| 188 | |
| 191 | |
| 193 | |
| 195 | |
| 197 | |
| 200 | |
| 202 | |
| 204 | |
| 206 | |
| 209 | |
| 211 | |
| 213 | |
| 216 | |
| 218 | |
| 220 | |
| 222 | |
| 225 | |
| 227 | |

Pricing is continued on the following page.

C E W C B
Backsplash (Continued)

DIMENSIONS
INCHES / MM

| W | H |
|-----------|---------|
| 52 / 1321 | 4 / 102 |
| 53 / 1346 | 4 / 102 |
| 54 / 1372 | 4 / 102 |
| 55 / 1397 | 4 / 102 |
| 56 / 1422 | 4 / 102 |
| 57 / 1448 | 4 / 102 |
| 58 / 1473 | 4 / 102 |
| 59 / 1499 | 4 / 102 |
| 60 / 1524 | 4 / 102 |
| 61 / 1549 | 4 / 102 |
| 62 / 1575 | 4 / 102 |
| 63 / 1600 | 4 / 102 |
| 64 / 1626 | 4 / 102 |
| 65 / 1651 | 4 / 102 |
| 66 / 1676 | 4 / 102 |
| 67 / 1702 | 4 / 102 |
| 68 / 1727 | 4 / 102 |
| 69 / 1753 | 4 / 102 |
| 70 / 1778 | 4 / 102 |
| 71 / 1803 | 4 / 102 |
| 72 / 1829 | 4 / 102 |
| 73 / 1854 | 4 / 102 |
| 74 / 1880 | 4 / 102 |
| 75 / 1905 | 4 / 102 |
| 76 / 1930 | 4 / 102 |
| 77 / 1956 | 4 / 102 |
| 78 / 1981 | 4 / 102 |
| 79 / 2007 | 4 / 102 |

PRICING

| STANDARD BACKSPLASH (S) | |
|-------------------------|--|
| 1 3/16" (M) | |
| BACKSPLASH FINISH | |
| Flintwood | |
| 229 | |
| 231 | |
| 234 | |
| 236 | |
| 238 | |
| 240 | |
| 243 | |
| 245 | |
| 247 | |
| 249 | |
| 252 | |
| 254 | |
| 256 | |
| 258 | |
| 261 | |
| 263 | |
| 265 | |
| 267 | |
| 270 | |
| 272 | |
| 274 | |
| 276 | |
| 279 | |
| 281 | |
| 283 | |
| 285 | |
| 288 | |
| 290 | |

DIMENSIONS
INCHES / MM

| W | H |
|------------|---------|
| 80 / 2032 | 4 / 102 |
| 81 / 2057 | 4 / 102 |
| 82 / 2083 | 4 / 102 |
| 83 / 2108 | 4 / 102 |
| 84 / 2134 | 4 / 102 |
| 85 / 2159 | 4 / 102 |
| 86 / 2184 | 4 / 102 |
| 87 / 2210 | 4 / 102 |
| 88 / 2235 | 4 / 102 |
| 89 / 2261 | 4 / 102 |
| 90 / 2286 | 4 / 102 |
| 91 / 2311 | 4 / 102 |
| 92 / 2337 | 4 / 102 |
| 93 / 2362 | 4 / 102 |
| 94 / 2388 | 4 / 102 |
| 95 / 2413 | 4 / 102 |
| 96 / 2438 | 4 / 102 |
| 97 / 2464 | 4 / 102 |
| 98 / 2489 | 4 / 102 |
| 99 / 2515 | 4 / 102 |
| 100 / 2540 | 4 / 102 |
| 101 / 2565 | 4 / 102 |
| 102 / 2591 | 4 / 102 |
| 103 / 2616 | 4 / 102 |
| 104 / 2642 | 4 / 102 |
| 105 / 2667 | 4 / 102 |
| 106 / 2692 | 4 / 102 |
| 107 / 2718 | 4 / 102 |

PRICING

| STANDARD BACKSPLASH (S) | |
|-------------------------|--|
| 1 3/16" (M) | |
| BACKSPLASH FINISH | |
| Flintwood | |
| 292 | |
| 294 | |
| 297 | |
| 299 | |
| 301 | |
| 303 | |
| 306 | |
| 308 | |
| 310 | |
| 313 | |
| 315 | |
| 317 | |
| 319 | |
| 322 | |
| 324 | |
| 326 | |
| 328 | |
| 331 | |
| 333 | |
| 335 | |
| 337 | |
| 340 | |
| 342 | |
| 344 | |
| 346 | |
| 349 | |
| 351 | |
| 353 | |

WATER RESISTANT BACKSPLASH (W)
1 3/16" (M)

| BACKSPLASH FINISH | | |
|-------------------|---------------------|------------------|
| Source Laminate | Foundation Laminate | Grade 2 Laminate |
| 66 | 67 | 77 |
| 67 | 69 | 79 |
| 69 | 71 | 82 |
| 71 | 73 | 85 |
| 72 | 74 | 87 |
| 74 | 76 | 89 |
| 75 | 78 | 92 |
| 77 | 79 | 94 |
| 79 | 81 | 97 |
| 80 | 83 | 99 |
| 82 | 85 | 102 |
| 83 | 86 | 104 |
| 85 | 88 | 107 |
| 87 | 90 | 109 |
| 88 | 92 | 112 |

| W | H |
|----------|---------|
| 12 / 305 | 4 / 102 |
| 13 / 330 | 4 / 102 |
| 14 / 356 | 4 / 102 |
| 15 / 381 | 4 / 102 |
| 16 / 406 | 4 / 102 |
| 17 / 432 | 4 / 102 |
| 18 / 457 | 4 / 102 |
| 19 / 483 | 4 / 102 |
| 20 / 508 | 4 / 102 |
| 21 / 533 | 4 / 102 |
| 22 / 559 | 4 / 102 |
| 23 / 584 | 4 / 102 |
| 24 / 610 | 4 / 102 |
| 25 / 635 | 4 / 102 |
| 26 / 660 | 4 / 102 |

WATER RESISTANT BACKSPLASH (W)
1 3/16" (M)

| BACKSPLASH FINISH | | |
|-------------------|---------------------|------------------|
| Source Laminate | Foundation Laminate | Grade 2 Laminate |
| 90 | 93 | 114 |
| 92 | 95 | 117 |
| 93 | 97 | 120 |
| 95 | 99 | 122 |
| 96 | 100 | 124 |
| 98 | 102 | 127 |
| 100 | 104 | 130 |
| 101 | 106 | 132 |
| 103 | 107 | 134 |
| 104 | 109 | 137 |
| 106 | 111 | 140 |
| 108 | 112 | 141 |
| 109 | 114 | 144 |
| 111 | 116 | 147 |
| 113 | 118 | 150 |

Pricing is continued on the following page.

countertops & supports

Xpress

C E W C B

Backsplash (Continued)

**DIMENSIONS
INCHES / MM**

| W | H |
|-----------|---------|
| 42 / 1067 | 4 / 102 |
| 43 / 1092 | 4 / 102 |
| 44 / 1118 | 4 / 102 |
| 45 / 1143 | 4 / 102 |
| 46 / 1168 | 4 / 102 |
| 47 / 1194 | 4 / 102 |
| 48 / 1219 | 4 / 102 |
| 49 / 1245 | 4 / 102 |
| 50 / 1270 | 4 / 102 |
| 51 / 1295 | 4 / 102 |
| 52 / 1321 | 4 / 102 |
| 53 / 1346 | 4 / 102 |
| 54 / 1372 | 4 / 102 |
| 55 / 1397 | 4 / 102 |
| 56 / 1422 | 4 / 102 |
| 57 / 1448 | 4 / 102 |
| 58 / 1473 | 4 / 102 |
| 59 / 1499 | 4 / 102 |
| 60 / 1524 | 4 / 102 |
| 61 / 1549 | 4 / 102 |
| 62 / 1575 | 4 / 102 |
| 63 / 1600 | 4 / 102 |
| 64 / 1626 | 4 / 102 |
| 65 / 1651 | 4 / 102 |
| 66 / 1676 | 4 / 102 |
| 67 / 1702 | 4 / 102 |
| 68 / 1727 | 4 / 102 |
| 69 / 1753 | 4 / 102 |
| 70 / 1778 | 4 / 102 |
| 71 / 1803 | 4 / 102 |
| 72 / 1829 | 4 / 102 |
| 73 / 1854 | 4 / 102 |
| 74 / 1880 | 4 / 102 |

PRICING

| WATER RESISTANT BACKSPLASH (W) 1 3/16" (M) | | |
|---|---------------------|------------------|
| BACKSPLASH FINISH | | |
| Source Laminate | Foundation Laminate | Grade 2 Laminate |
| 114 | 119 | 151 |
| 116 | 121 | 154 |
| 117 | 123 | 157 |
| 119 | 125 | 160 |
| 121 | 126 | 161 |
| 122 | 128 | 164 |
| 124 | 130 | 167 |
| 125 | 132 | 170 |
| 127 | 133 | 171 |
| 129 | 135 | 174 |
| 130 | 137 | 177 |
| 132 | 138 | 179 |
| 134 | 140 | 181 |
| 135 | 142 | 184 |
| 137 | 144 | 187 |
| 138 | 145 | 189 |
| 140 | 147 | 192 |
| 142 | 149 | 194 |
| 143 | 151 | 197 |
| 145 | 152 | 199 |
| 146 | 154 | 202 |
| 148 | 156 | 204 |
| 150 | 158 | 207 |
| 151 | 159 | 209 |
| 153 | 161 | 212 |
| 155 | 163 | 214 |
| 156 | 164 | 216 |
| 158 | 166 | 219 |
| 159 | 168 | 222 |
| 161 | 170 | 224 |
| 163 | 171 | 226 |
| 164 | 173 | 229 |
| 166 | 175 | 232 |

**DIMENSIONS
INCHES / MM**

| W | H |
|------------|---------|
| 75 / 1905 | 4 / 102 |
| 76 / 1930 | 4 / 102 |
| 77 / 1956 | 4 / 102 |
| 78 / 1981 | 4 / 102 |
| 79 / 2007 | 4 / 102 |
| 80 / 2032 | 4 / 102 |
| 81 / 2057 | 4 / 102 |
| 82 / 2083 | 4 / 102 |
| 83 / 2108 | 4 / 102 |
| 84 / 2134 | 4 / 102 |
| 85 / 2159 | 4 / 102 |
| 86 / 2184 | 4 / 102 |
| 87 / 2210 | 4 / 102 |
| 88 / 2235 | 4 / 102 |
| 89 / 2261 | 4 / 102 |
| 90 / 2286 | 4 / 102 |
| 91 / 2311 | 4 / 102 |
| 92 / 2337 | 4 / 102 |
| 93 / 2362 | 4 / 102 |
| 94 / 2388 | 4 / 102 |
| 95 / 2413 | 4 / 102 |
| 96 / 2438 | 4 / 102 |
| 97 / 2464 | 4 / 102 |
| 98 / 2489 | 4 / 102 |
| 99 / 2515 | 4 / 102 |
| 100 / 2540 | 4 / 102 |
| 101 / 2565 | 4 / 102 |
| 102 / 2591 | 4 / 102 |
| 103 / 2616 | 4 / 102 |
| 104 / 2642 | 4 / 102 |
| 105 / 2667 | 4 / 102 |
| 106 / 2692 | 4 / 102 |
| 107 / 2718 | 4 / 102 |

PRICING

| WATER RESISTANT BACKSPLASH (W) 1 3/16" (M) | | |
|---|---------------------|------------------|
| BACKSPLASH FINISH | | |
| Source Laminate | Foundation Laminate | Grade 2 Laminate |
| 167 | 177 | 234 |
| 169 | 178 | 236 |
| 171 | 180 | 239 |
| 172 | 182 | 242 |
| 174 | 184 | 244 |
| 176 | 185 | 246 |
| 177 | 187 | 249 |
| 179 | 189 | 252 |
| 180 | 190 | 253 |
| 182 | 192 | 256 |
| 184 | 194 | 259 |
| 185 | 196 | 262 |
| 187 | 197 | 264 |
| 188 | 199 | 266 |
| 190 | 201 | 269 |
| 192 | 203 | 272 |
| 193 | 204 | 274 |
| 195 | 206 | 276 |
| 197 | 208 | 279 |
| 198 | 210 | 282 |
| 200 | 211 | 284 |
| 201 | 213 | 286 |
| 203 | 215 | 289 |
| 205 | 217 | 292 |
| 206 | 218 | 294 |
| 208 | 220 | 220 |
| 209 | 222 | 223 |
| 211 | 223 | 225 |
| 213 | 225 | 228 |
| 214 | 227 | 231 |
| 216 | 229 | 233 |
| 218 | 230 | 235 |
| 219 | 232 | 238 |

CEWCS Sidesplash

WHAT'S INCLUDED

1 sidesplash and mounting hardware.

WHAT'S EXCLUDED

Countertop (CEWCT) and Backsplash (CEWCB).

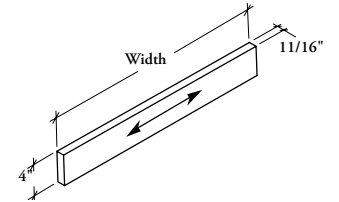
NOTES

Standard (S) Sidesplash Style provides a good protection against water splash but Water Resistant (W) Sidesplash Style is suitable for more intense water environments.

Sidesplash width is always larger than nominal size to ensure it fully covers base cabinets.

When Flintwood Sidesplash Finish is specified, only Not Applicable (NA) Edge Trim Finish are available.

Xpress See Xpress Program and/or specification software for finishes availability.



PRODUCT OPTIONS

| Sidesplash Style | Width | Height | Sidesplash Finish | Edge Trim Finish |
|--------------------------|----------------|--------|---|--------------------------|
| S Standard | 24, 25, 29, 30 | 04 | Source Laminate Foundation Laminate Grade 2 Laminate Flintwood (No Cathedral) | Edge Trim Colors |
| W Water Resistant | | | | NA Not Applicable |

SAMPLE ORDER CODE

| | | | | |
|----------------|-----------|-----------|-----------|-----------|
| CEWCS W | 25 | 04 | XG | SS |
|----------------|-----------|-----------|-----------|-----------|

**DIMENSIONS
INCHES / MM**

| W | H |
|----------|---------|
| 24 / 610 | 4 / 102 |
| 25 / 635 | 4 / 102 |
| 29 / 737 | 4 / 102 |
| 30 / 762 | 4 / 102 |

PRICING

| STANDARD SIDESPLASH (S) | | WATER RESISTANT SIDESPLASH (W) | | |
|-------------------------|-----|--------------------------------|---------------------|------------------|
| SIDESPLASH FINISH | | Source Flintwood | Foundation Laminate | Grade 2 Laminate |
| Flintwood | | | | |
| | 166 | 85 | 88 | 107 |
| | 168 | 87 | 90 | 109 |
| | 177 | 93 | 97 | 120 |
| | 179 | 95 | 99 | 122 |

countertops & supports

Xpress

CEWHB

Countertop Bracket

WHAT'S INCLUDED

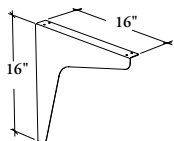
1 countertop bracket and mounting hardware.

WHAT'S EXCLUDED

Countertop (CEWCT).

NOTES

Should be used to support countertop section with **no** underneath base cabinet. See Application Guide for more details.



PRODUCT OPTIONS

Bracket Finish

Foundation

Accent

Mica

SAMPLE ORDER CODE

CEWHB 52

PRICING

149

CEWHG

Countertop Gable

WHAT'S INCLUDED

1 countertop gable with levelers and mounting hardware.

WHAT'S EXCLUDED

Countertop (CEWCT).

NOTES

Intended to support the end of a countertop when **no** base cabinet is specified.

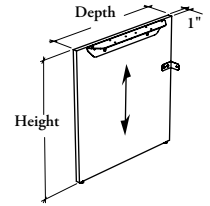
End Panel – Base Cabinet (CEAEB) is also available to finish the side of a Base Cabinet.

Mounting Brackets are color coordinated to the gable.

Levelers are finished in Chrome.

When Grade 2 Laminate is specified, the Accent colors are **not** available.

Xpress See *Xpress Program* and/or specification software for finishes availability.



PRODUCT OPTIONS

| Depth | Height | Gable Finish |
|----------------|--------|--|
| 24, 25, 29, 30 | 32, 35 | Source Laminate Grade 2 Laminate Foundation Laminate |

SAMPLE ORDER CODE

| | | |
|-----------------|-----------|-----------|
| CEWHG 25 | 35 | XG |
|-----------------|-----------|-----------|

**DIMENSIONS
INCHES / MM**

| D | H |
|----------|----------|
| 24 / 610 | 32 / 813 |
| 25 / 635 | 32 / 813 |
| 29 / 737 | 32 / 813 |
| 30 / 762 | 32 / 813 |
| 24 / 610 | 35 / 889 |
| 25 / 635 | 35 / 889 |
| 29 / 737 | 35 / 889 |
| 30 / 762 | 35 / 889 |

PRICING

| Source Laminate | Grade 2 Laminate | Fintwood |
|-----------------|------------------|----------|
| 194 | 481 | 551 |
| 194 | 493 | 551 |
| 213 | 560 | 640 |
| 213 | 572 | 640 |
| 201 | 515 | 566 |
| 201 | 528 | 566 |
| 221 | 600 | 658 |
| 221 | 613 | 658 |

CEWIC Island Countertop (Continued)

**DIMENSIONS
INCHES / MM**

PRICING

| DIMENSIONS | | STANDARD COUNTERTOP (S) | | | WATER RESISTANT COUNTERTOP (W) | | |
|-------------|------------|-------------------------|------------------|----------|--------------------------------|------------------|--|
| INCHES / MM | | 1 3/16" (M) | | | | | |
| | | COUNTERTOP FINISH | | | | | |
| D | W | Foundation Laminate | Grade 2 Laminate | Fintwood | Foundation Laminate | Grade 2 Laminate | |
| 36 / 914 | 62 / 1575 | 533 | 745 | 1832 | 919 | 1131 | |
| 36 / 914 | 65 / 1651 | 558 | 781 | 1892 | 962 | 1185 | |
| 36 / 914 | 68 / 1727 | 582 | 815 | 1951 | 1005 | 1238 | |
| 36 / 914 | 71 / 1803 | 607 | 850 | 2011 | 1048 | 1291 | |
| 36 / 914 | 74 / 1880 | 632 | 885 | 2070 | 1091 | 1344 | |
| 36 / 914 | 77 / 1956 | 656 | 919 | 2129 | 1134 | 1397 | |
| 36 / 914 | 80 / 2032 | 681 | 955 | 2189 | 1177 | 1451 | |
| 36 / 914 | 83 / 2108 | 705 | 989 | 2248 | 1220 | 1504 | |
| 36 / 914 | 86 / 2184 | 730 | 1024 | 2308 | 1263 | 1557 | |
| 36 / 914 | 89 / 2261 | 755 | 1059 | 2367 | 1306 | 1610 | |
| 36 / 914 | 92 / 2337 | 779 | 1094 | 2426 | 1349 | 1664 | |
| 36 / 914 | 95 / 2413 | 804 | 1129 | 2486 | n/a | n/a | |
| 36 / 914 | 98 / 2489 | 828 | 1163 | 2545 | n/a | n/a | |
| 36 / 914 | 101 / 2565 | 853 | 1198 | 2605 | n/a | n/a | |
| 36 / 914 | 104 / 2642 | 878 | 1234 | 2664 | n/a | n/a | |
| 42 / 1067 | 62 / 1575 | 604 | 852 | 2077 | 1054 | 1302 | |
| 42 / 1067 | 65 / 1651 | 633 | 893 | 2152 | 1104 | 1364 | |
| 42 / 1067 | 68 / 1727 | 661 | 932 | 2227 | 1154 | 1425 | |
| 42 / 1067 | 71 / 1803 | 690 | 973 | 2302 | 1204 | 1487 | |
| 42 / 1067 | 74 / 1880 | 719 | 1014 | 2377 | 1254 | 1549 | |
| 42 / 1067 | 77 / 1956 | 747 | 1054 | 2452 | 1304 | 1611 | |
| 42 / 1067 | 80 / 2032 | 776 | 1095 | 2527 | 1354 | 1673 | |
| 42 / 1067 | 83 / 2108 | 805 | 1136 | 2601 | 1404 | 1735 | |
| 42 / 1067 | 86 / 2184 | 834 | 1177 | 2676 | 1455 | 1798 | |
| 42 / 1067 | 89 / 2261 | 862 | 1217 | 2751 | 1505 | 1860 | |
| 42 / 1067 | 92 / 2337 | 891 | 1258 | 2826 | 1555 | 1922 | |
| 42 / 1067 | 95 / 2413 | 920 | 1299 | 2901 | n/a | n/a | |
| 42 / 1067 | 98 / 2489 | 949 | 1340 | 2976 | n/a | n/a | |
| 42 / 1067 | 101 / 2565 | 977 | 1380 | 3051 | n/a | n/a | |
| 42 / 1067 | 104 / 2642 | 1006 | 1421 | 3126 | n/a | n/a | |
| 48 / 1219 | 62 / 1575 | 674 | 957 | 2322 | 1189 | 1472 | |
| 48 / 1219 | 65 / 1651 | 707 | 1004 | 2413 | 1246 | 1543 | |
| 48 / 1219 | 68 / 1727 | 740 | 1050 | 2503 | 1303 | 1613 | |
| 48 / 1219 | 71 / 1803 | 773 | 1097 | 2593 | 1360 | 1684 | |
| 48 / 1219 | 74 / 1880 | 806 | 1144 | 2684 | 1417 | 1755 | |
| 48 / 1219 | 77 / 1956 | 839 | 1190 | 2774 | 1474 | 1825 | |
| 48 / 1219 | 80 / 2032 | 872 | 1237 | 2864 | 1532 | 1897 | |
| 48 / 1219 | 83 / 2108 | 904 | 1282 | 2955 | 1589 | 1967 | |
| 48 / 1219 | 86 / 2184 | 937 | 1329 | 3045 | 1646 | 2038 | |
| 48 / 1219 | 89 / 2261 | 970 | 1376 | 3136 | 1703 | 2109 | |
| 48 / 1219 | 92 / 2337 | 1003 | 1422 | 3226 | 1760 | 2179 | |
| 48 / 1219 | 95 / 2413 | 1036 | 1469 | 3316 | n/a | n/a | |
| 48 / 1219 | 98 / 2489 | 1069 | 1516 | 3407 | n/a | n/a | |
| 48 / 1219 | 101 / 2565 | 1102 | 1562 | 3497 | n/a | n/a | |
| 48 / 1219 | 104 / 2642 | 1134 | 1608 | 3587 | n/a | n/a | |

Pricing is continued on the following page.

countertops & supports

Xpress

CEWIC

Island Countertop (Continued)

DIMENSIONS
INCHES / MM

PRICING

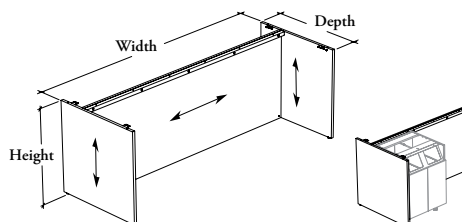
| DIMENSIONS INCHES / MM | | STANDARD COUNTERTOP (S) | | | WATER RESISTANT COUNTERTOP (W) | |
|---------------------------|------------|-------------------------|------------------|----------|--------------------------------|------------------|
| | | Foundation Laminate | Grade 2 Laminate | Fintwood | Foundation Laminate | Grade 2 Laminate |
| 1 3/16" (M) | | | | | | |
| COUNTERTOP FINISH | | | | | | |
| D | W | | | | | |
| 52 / 1321 | 62 / 1575 | 721 | 1027 | 2486 | 1279 | 1585 |
| 52 / 1321 | 65 / 1651 | 757 | 1078 | 2586 | 1340 | 1661 |
| 52 / 1321 | 68 / 1727 | 793 | 1129 | 2687 | 1402 | 1738 |
| 52 / 1321 | 71 / 1803 | 828 | 1179 | 2788 | 1464 | 1815 |
| 52 / 1321 | 74 / 1880 | 864 | 1230 | 2888 | 1526 | 1892 |
| 52 / 1321 | 77 / 1956 | 899 | 1279 | 2989 | 1588 | 1968 |
| 52 / 1321 | 80 / 2032 | 935 | 1330 | 3090 | 1650 | 2045 |
| 52 / 1321 | 83 / 2108 | 971 | 1381 | 3190 | 1712 | 2122 |
| 52 / 1321 | 86 / 2184 | 1006 | 1431 | 3291 | 1773 | 2198 |
| 52 / 1321 | 89 / 2261 | 1042 | 1482 | 3392 | 1835 | 2275 |
| 52 / 1321 | 92 / 2337 | 1078 | 1532 | 3492 | 1897 | 2351 |
| 52 / 1321 | 95 / 2413 | n/a | n/a | n/a | n/a | n/a |
| 52 / 1321 | 98 / 2489 | n/a | n/a | n/a | n/a | n/a |
| 52 / 1321 | 101 / 2565 | n/a | n/a | n/a | n/a | n/a |
| 52 / 1321 | 104 / 2642 | n/a | n/a | n/a | n/a | n/a |
| | | | | | | |
| 54 / 1372 | 62 / 1575 | 745 | 1063 | 2567 | 1324 | 1642 |
| 54 / 1372 | 65 / 1651 | 782 | 1116 | 2673 | 1388 | 1722 |
| 54 / 1372 | 68 / 1727 | 819 | 1168 | 2779 | 1452 | 1801 |
| 54 / 1372 | 71 / 1803 | 856 | 1220 | 2885 | 1516 | 1880 |
| 54 / 1372 | 74 / 1880 | 893 | 1273 | 2991 | 1580 | 1960 |
| 54 / 1372 | 77 / 1956 | 930 | 1325 | 3096 | 1645 | 2040 |
| 54 / 1372 | 80 / 2032 | 967 | 1377 | 3202 | 1709 | 2119 |
| 54 / 1372 | 83 / 2108 | 1004 | 1430 | 3308 | 1773 | 2199 |
| 54 / 1372 | 86 / 2184 | 1041 | 1482 | 3414 | 1837 | 2278 |
| 54 / 1372 | 89 / 2261 | 1078 | 1534 | 3520 | 1902 | 2358 |
| 54 / 1372 | 92 / 2337 | 1115 | 1587 | 3626 | 1966 | 2438 |
| 54 / 1372 | 95 / 2413 | n/a | n/a | n/a | n/a | n/a |
| 54 / 1372 | 98 / 2489 | n/a | n/a | n/a | n/a | n/a |
| 54 / 1372 | 101 / 2565 | n/a | n/a | n/a | n/a | n/a |
| 54 / 1372 | 104 / 2642 | n/a | n/a | n/a | n/a | n/a |

countertops & supports

Xpress

CEWIS

Island Structure with Gables – Storage on One Side



WHAT'S INCLUDED

2 gables with levelers, 1 center panel, 1 cabinet alignment bracket, mounting hardware and bracket for floor anchoring.

WHAT'S EXCLUDED

Island Countertop (CEWIC).

NOTES

This product **cannot** be used without Base Cabinet. Refer to the Application Guide for details.

Island Structure width is always larger than nominal size to ensure it fully covers base cabinets.

Storage Configuration must be specified to determine Base Cabinet front position and will **not** retrofittable on-site.

The Cabinet Alignment Bracket will maintain a gap between Base Cabinet and Center Panel to allow wire management.

Must be anchored to the floor when there is plumbing or electricity involved.

Fasteners for floor anchoring must be provided by installers.

Levelers are finished in Chrome.

When Grade 2 Laminate is specified, The Accent colors are **not** available.

Xpress See *Xpress Program* and/or specification software for finishes availability.

PRODUCT OPTIONS

| Depth | Width | Height | Storage Depth | Storage Configuration | Gable Finish | Center Panel Finish |
|----------------|---|--------|---------------|---|--|--|
| 30, 36, 42, 48 | 062, 065, 068, 071, 074, 077, 080, 083, 086, 089, 092, 095, 098, 101, 104 | 32, 35 | 24 | F Flush Front R Recessed Front | Source Laminate Grade 2 Laminate Flintwood (No Cathedral) | Source Laminate Grade 2 Laminate Flintwood (No Cathedral) |

SAMPLE ORDER CODE

| | | | | | | |
|-----------------|------------|-----------|-----------|----------|-----------|-----------|
| CEWIS 30 | 062 | 35 | 24 | F | XG | XG |
|-----------------|------------|-----------|-----------|----------|-----------|-----------|

DIMENSIONS INCHES / MM

| D | W | H |
|----------|------------|----------|
| 30 / 762 | 62 / 1575 | 32 / 813 |
| 30 / 762 | 65 / 1651 | 32 / 813 |
| 30 / 762 | 68 / 1727 | 32 / 813 |
| 30 / 762 | 71 / 1803 | 32 / 813 |
| 30 / 762 | 74 / 1880 | 32 / 813 |
| 30 / 762 | 77 / 1956 | 32 / 813 |
| 30 / 762 | 80 / 2032 | 32 / 813 |
| 30 / 762 | 83 / 2108 | 32 / 813 |
| 30 / 762 | 86 / 2184 | 32 / 813 |
| 30 / 762 | 89 / 2261 | 32 / 813 |
| 30 / 762 | 92 / 2337 | 32 / 813 |
| 30 / 762 | 95 / 2413 | 32 / 813 |
| 30 / 762 | 98 / 2489 | 32 / 813 |
| 30 / 762 | 101 / 2565 | 32 / 813 |
| 30 / 762 | 104 / 2642 | 32 / 813 |

PRICING

24" STORAGE DEPTH

FLUSH (F) OR RECESSED (R) FRONT STORAGE

SOURCE LAMINATE GABLE

GRADE 2 LAMINATE GABLE

FLINTWOOD GABLE

CENTER PANEL FINISH

| | Source Laminate | Grade 2 Laminate | Source Laminate | Flintwood | |
|--|-----------------|------------------|-----------------|-----------|------|
| | 762 | 1546 | 2287 | 1513 | 2237 |
| | 778 | 1562 | 2338 | 1529 | 2278 |
| | 793 | 1577 | 2389 | 1544 | 2319 |
| | 808 | 1592 | 2440 | 1559 | 2360 |
| | 823 | 1607 | 2491 | 1574 | 2401 |
| | 838 | 1622 | 2542 | 1589 | 2442 |
| | 853 | 1637 | 2593 | 1604 | 2483 |
| | 868 | 1652 | 2643 | 1619 | 2523 |
| | 883 | 1667 | 2694 | 1634 | 2564 |
| | 898 | 1682 | 2745 | 1649 | 2605 |
| | 913 | 1697 | 2796 | 1664 | 2646 |
| | 934 | 1718 | 2853 | 1685 | 2692 |
| | 955 | 1739 | 2909 | 1706 | 2738 |
| | 975 | 1759 | 2965 | 1726 | 2784 |
| | 995 | 1779 | 3021 | 1746 | 2830 |

Pricing is continued on the following page.

CEWIS

Island Structure with Gables – Storage on One Side (Continued)

DIMENSIONS
INCHES / MM

PRICING

| DIMENSIONS | | | PRICING | | | | | |
|-------------|------------|----------|---|-----------------|------------------------|-----------------|-----------------|--|
| INCHES / MM | | | 24" STORAGE DEPTH | | | | | |
| | | | FLUSH (F) OR RECESSED (R) FRONT STORAGE | | | | | |
| | | | SOURCE LAMINATE GABLE | | GRADE 2 LAMINATE GABLE | | FLINTWOOD GABLE | |
| | | | CENTER PANEL FINISH | | | | | |
| D | W | H | Source Laminate | Source Laminate | Grade 2 Laminate | Source Laminate | Flintwood | |
| 30 / 762 | 62 / 1575 | 35 / 889 | 811 | 1595 | 2405 | 1586 | 2337 | |
| 30 / 762 | 65 / 1651 | 35 / 889 | 827 | 1611 | 2460 | 1602 | 2380 | |
| 30 / 762 | 68 / 1727 | 35 / 889 | 844 | 1628 | 2516 | 1619 | 2423 | |
| 30 / 762 | 71 / 1803 | 35 / 889 | 860 | 1644 | 2572 | 1635 | 2467 | |
| 30 / 762 | 74 / 1880 | 35 / 889 | 876 | 1660 | 2627 | 1651 | 2510 | |
| 30 / 762 | 77 / 1956 | 35 / 889 | 892 | 1676 | 2682 | 1667 | 2554 | |
| 30 / 762 | 80 / 2032 | 35 / 889 | 908 | 1692 | 2737 | 1683 | 2597 | |
| 30 / 762 | 83 / 2108 | 35 / 889 | 923 | 1707 | 2791 | 1698 | 2639 | |
| 30 / 762 | 86 / 2184 | 35 / 889 | 939 | 1723 | 2846 | 1714 | 2683 | |
| 30 / 762 | 89 / 2261 | 35 / 889 | 956 | 1740 | 2903 | 1731 | 2726 | |
| 30 / 762 | 92 / 2337 | 35 / 889 | 972 | 1756 | 2958 | 1747 | 2769 | |
| 30 / 762 | 95 / 2413 | 35 / 889 | 993 | 1777 | 3018 | 1768 | 2818 | |
| 30 / 762 | 98 / 2489 | 35 / 889 | 1015 | 1799 | 3079 | 1790 | 2867 | |
| 30 / 762 | 101 / 2565 | 35 / 889 | 1036 | 1820 | 3139 | 1811 | 2915 | |
| 30 / 762 | 104 / 2642 | 35 / 889 | 1057 | 1841 | 3200 | 1832 | 2964 | |
| 36 / 914 | 62 / 1575 | 32 / 813 | 815 | 1675 | 2416 | 1653 | 2377 | |
| 36 / 914 | 65 / 1651 | 32 / 813 | 831 | 1691 | 2468 | 1669 | 2418 | |
| 36 / 914 | 68 / 1727 | 32 / 813 | 846 | 1706 | 2518 | 1684 | 2459 | |
| 36 / 914 | 71 / 1803 | 32 / 813 | 861 | 1721 | 2569 | 1699 | 2500 | |
| 36 / 914 | 74 / 1880 | 32 / 813 | 876 | 1736 | 2620 | 1714 | 2541 | |
| 36 / 914 | 77 / 1956 | 32 / 813 | 891 | 1751 | 2671 | 1729 | 2582 | |
| 36 / 914 | 80 / 2032 | 32 / 813 | 906 | 1766 | 2722 | 1744 | 2623 | |
| 36 / 914 | 83 / 2108 | 32 / 813 | 921 | 1781 | 2772 | 1759 | 2663 | |
| 36 / 914 | 86 / 2184 | 32 / 813 | 936 | 1796 | 2823 | 1774 | 2704 | |
| 36 / 914 | 89 / 2261 | 32 / 813 | 951 | 1811 | 2874 | 1789 | 2745 | |
| 36 / 914 | 92 / 2337 | 32 / 813 | 966 | 1826 | 2925 | 1804 | 2786 | |
| 36 / 914 | 95 / 2413 | 32 / 813 | 987 | 1847 | 2982 | 1825 | 2832 | |
| 36 / 914 | 98 / 2489 | 32 / 813 | 1008 | 1868 | 3039 | 1846 | 2878 | |
| 36 / 914 | 101 / 2565 | 32 / 813 | 1028 | 1888 | 3094 | 1866 | 2924 | |
| 36 / 914 | 104 / 2642 | 32 / 813 | 1048 | 1908 | 3150 | 1886 | 2970 | |
| 36 / 914 | 62 / 1575 | 35 / 889 | 867 | 1808 | 2618 | 1761 | 2512 | |
| 36 / 914 | 65 / 1651 | 35 / 889 | 883 | 1824 | 2673 | 1777 | 2555 | |
| 36 / 914 | 68 / 1727 | 35 / 889 | 900 | 1841 | 2729 | 1794 | 2598 | |
| 36 / 914 | 71 / 1803 | 35 / 889 | 916 | 1857 | 2784 | 1810 | 2642 | |
| 36 / 914 | 74 / 1880 | 35 / 889 | 932 | 1873 | 2839 | 1826 | 2685 | |
| 36 / 914 | 77 / 1956 | 35 / 889 | 948 | 1889 | 2895 | 1842 | 2729 | |
| 36 / 914 | 80 / 2032 | 35 / 889 | 964 | 1905 | 2950 | 1858 | 2772 | |
| 36 / 914 | 83 / 2108 | 35 / 889 | 979 | 1920 | 3004 | 1873 | 2814 | |
| 36 / 914 | 86 / 2184 | 35 / 889 | 995 | 1936 | 3059 | 1889 | 2858 | |
| 36 / 914 | 89 / 2261 | 35 / 889 | 1012 | 1953 | 3115 | 1906 | 2901 | |
| 36 / 914 | 92 / 2337 | 35 / 889 | 1028 | 1969 | 3171 | 1922 | 2944 | |
| 36 / 914 | 95 / 2413 | 35 / 889 | 1049 | 1990 | 3231 | 1943 | 2993 | |
| 36 / 914 | 98 / 2489 | 35 / 889 | 1071 | 2012 | 3292 | 1965 | 3042 | |
| 36 / 914 | 101 / 2565 | 35 / 889 | 1092 | 2033 | 3352 | 1986 | 3090 | |
| 36 / 914 | 104 / 2642 | 35 / 889 | 1113 | 2054 | 3412 | 2007 | 3139 | |

Pricing is continued on the following page.

countertops & supports

Xpress

CEWIS

Island Structure with Gables – Storage on One Side

DIMENSIONS
INCHES / MM

PRICING

| | | | 24" STORAGE DEPTH | | | | | |
|-----------|------------|----------|---|-----------------|------------------------|-----------------|-----------------|--|
| | | | FLUSH (F) OR RECESSED (R) FRONT STORAGE | | | | | |
| | | | SOURCE LAMINATE GABLE | | GRADE 2 LAMINATE GABLE | | FLINTWOOD GABLE | |
| | | | CENTER PANEL FINISH | | | | | |
| D | W | H | Source Laminate | Source Laminate | Grade 2 Laminate | Source Laminate | Flintwood | |
| 42 / 1067 | 62 / 1575 | 32 / 813 | 868 | 1872 | 2612 | 1793 | 2517 | |
| 42 / 1067 | 65 / 1651 | 32 / 813 | 884 | 1888 | 2664 | 1809 | 2558 | |
| 42 / 1067 | 68 / 1727 | 32 / 813 | 899 | 1903 | 2715 | 1824 | 2599 | |
| 42 / 1067 | 71 / 1803 | 32 / 813 | 914 | 1918 | 2765 | 1839 | 2640 | |
| 42 / 1067 | 74 / 1880 | 32 / 813 | 929 | 1933 | 2816 | 1854 | 2681 | |
| 42 / 1067 | 77 / 1956 | 32 / 813 | 944 | 1948 | 2867 | 1869 | 2722 | |
| 42 / 1067 | 80 / 2032 | 32 / 813 | 959 | 1963 | 2918 | 1884 | 2763 | |
| 42 / 1067 | 83 / 2108 | 32 / 813 | 974 | 1978 | 2969 | 1899 | 2803 | |
| 42 / 1067 | 86 / 2184 | 32 / 813 | 989 | 1993 | 3020 | 1914 | 2844 | |
| 42 / 1067 | 89 / 2261 | 32 / 813 | 1004 | 2008 | 3070 | 1929 | 2885 | |
| 42 / 1067 | 92 / 2337 | 32 / 813 | 1019 | 2023 | 3121 | 1944 | 2926 | |
| 42 / 1067 | 95 / 2413 | 32 / 813 | 1040 | 2044 | 3178 | 1965 | 2972 | |
| 42 / 1067 | 98 / 2489 | 32 / 813 | 1061 | 2065 | 3235 | 1986 | 3018 | |
| 42 / 1067 | 101 / 2565 | 32 / 813 | 1081 | 2085 | 3291 | 2006 | 3064 | |
| 42 / 1067 | 104 / 2642 | 32 / 813 | 1101 | 2105 | 3347 | 2026 | 3110 | |
| 42 / 1067 | 62 / 1575 | 35 / 889 | 924 | 2022 | 2831 | 1935 | 2686 | |
| 42 / 1067 | 65 / 1651 | 35 / 889 | 940 | 2038 | 2887 | 1951 | 2729 | |
| 42 / 1067 | 68 / 1727 | 35 / 889 | 957 | 2055 | 2943 | 1968 | 2772 | |
| 42 / 1067 | 71 / 1803 | 35 / 889 | 973 | 2071 | 2998 | 1984 | 2816 | |
| 42 / 1067 | 74 / 1880 | 35 / 889 | 989 | 2087 | 3053 | 2000 | 2859 | |
| 42 / 1067 | 77 / 1956 | 35 / 889 | 1005 | 2103 | 3108 | 2016 | 2903 | |
| 42 / 1067 | 80 / 2032 | 35 / 889 | 1021 | 2119 | 3164 | 2032 | 2946 | |
| 42 / 1067 | 83 / 2108 | 35 / 889 | 1036 | 2134 | 3218 | 2047 | 2988 | |
| 42 / 1067 | 86 / 2184 | 35 / 889 | 1052 | 2150 | 3273 | 2063 | 3032 | |
| 42 / 1067 | 89 / 2261 | 35 / 889 | 1069 | 2167 | 3329 | 2080 | 3075 | |
| 42 / 1067 | 92 / 2337 | 35 / 889 | 1085 | 2183 | 3384 | 2096 | 3118 | |
| 42 / 1067 | 95 / 2413 | 35 / 889 | 1106 | 2204 | 3444 | 2117 | 3167 | |
| 42 / 1067 | 98 / 2489 | 35 / 889 | 1128 | 2226 | 3506 | 2139 | 3216 | |
| 42 / 1067 | 101 / 2565 | 35 / 889 | 1149 | 2247 | 3566 | 2160 | 3264 | |
| 42 / 1067 | 104 / 2642 | 35 / 889 | 1170 | 2268 | 3626 | 2181 | 3313 | |
| 48 / 1219 | 62 / 1575 | 32 / 813 | 921 | 2068 | 2808 | 1933 | 2657 | |
| 48 / 1219 | 65 / 1651 | 32 / 813 | 937 | 2084 | 2860 | 1949 | 2698 | |
| 48 / 1219 | 68 / 1727 | 32 / 813 | 952 | 2099 | 2911 | 1964 | 2739 | |
| 48 / 1219 | 71 / 1803 | 32 / 813 | 967 | 2114 | 2962 | 1979 | 2780 | |
| 48 / 1219 | 74 / 1880 | 32 / 813 | 982 | 2129 | 3013 | 1994 | 2821 | |
| 48 / 1219 | 77 / 1956 | 32 / 813 | 997 | 2144 | 3063 | 2009 | 2862 | |
| 48 / 1219 | 80 / 2032 | 32 / 813 | 1012 | 2159 | 3114 | 2024 | 2903 | |
| 48 / 1219 | 83 / 2108 | 32 / 813 | 1027 | 2174 | 3165 | 2039 | 2943 | |
| 48 / 1219 | 86 / 2184 | 32 / 813 | 1042 | 2189 | 3216 | 2054 | 2984 | |
| 48 / 1219 | 89 / 2261 | 32 / 813 | 1057 | 2204 | 3267 | 2069 | 3025 | |
| 48 / 1219 | 92 / 2337 | 32 / 813 | 1072 | 2219 | 3318 | 2084 | 3066 | |
| 48 / 1219 | 95 / 2413 | 32 / 813 | 1093 | 2240 | 3374 | 2105 | 3112 | |
| 48 / 1219 | 98 / 2489 | 32 / 813 | 1114 | 2261 | 3431 | 2126 | 3158 | |
| 48 / 1219 | 101 / 2565 | 32 / 813 | 1134 | 2281 | 3487 | 2146 | 3204 | |
| 48 / 1219 | 104 / 2642 | 32 / 813 | 1154 | 2301 | 3543 | 2166 | 3250 | |

Pricing is continued on the following page.

C E W I S
Island Structure with Gables –
Storage on One Side (Continued)

DIMENSIONS
INCHES / MM

PRICING

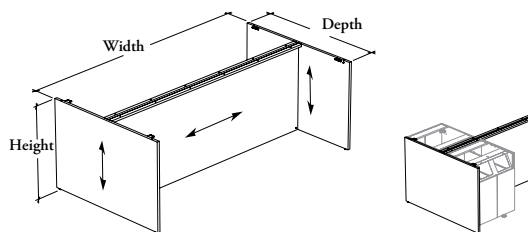
| DIMENSIONS | | | PRICING | | | | | |
|------------|------------|----------|---|-----------------|------------------------|-----------------|-----------------|--|
| | | | 24" STORAGE DEPTH | | | | | |
| | | | FLUSH (F) OR RECESSED (R) FRONT STORAGE | | | | | |
| | | | SOURCE LAMINATE GABLE | | GRADE 2 LAMINATE GABLE | | FLINTWOOD GABLE | |
| | | | CENTER PANEL FINISH | | | | | |
| D | W | H | Source Laminate | Source Laminate | Grade 2 Laminate | Source Laminate | Flintwood | |
| 48 / 1219 | 62 / 1575 | 35 / 889 | 981 | 2235 | 3045 | 2109 | 2860 | |
| 48 / 1219 | 65 / 1651 | 35 / 889 | 997 | 2251 | 3100 | 2125 | 2903 | |
| 48 / 1219 | 68 / 1727 | 35 / 889 | 1014 | 2268 | 3157 | 2142 | 2946 | |
| 48 / 1219 | 71 / 1803 | 35 / 889 | 1030 | 2284 | 3212 | 2158 | 2990 | |
| 48 / 1219 | 74 / 1880 | 35 / 889 | 1046 | 2300 | 3267 | 2174 | 3033 | |
| 48 / 1219 | 77 / 1956 | 35 / 889 | 1062 | 2316 | 3322 | 2190 | 3077 | |
| 48 / 1219 | 80 / 2032 | 35 / 889 | 1078 | 2332 | 3377 | 2206 | 3120 | |
| 48 / 1219 | 83 / 2108 | 35 / 889 | 1093 | 2347 | 3431 | 2221 | 3162 | |
| 48 / 1219 | 86 / 2184 | 35 / 889 | 1109 | 2363 | 3487 | 2237 | 3206 | |
| 48 / 1219 | 89 / 2261 | 35 / 889 | 1126 | 2380 | 3543 | 2254 | 3249 | |
| 48 / 1219 | 92 / 2337 | 35 / 889 | 1142 | 2396 | 3598 | 2270 | 3292 | |
| 48 / 1219 | 95 / 2413 | 35 / 889 | 1163 | 2417 | 3658 | 2291 | 3341 | |
| 48 / 1219 | 98 / 2489 | 35 / 889 | 1185 | 2439 | 3719 | 2313 | 3390 | |
| 48 / 1219 | 101 / 2565 | 35 / 889 | 1206 | 2460 | 3780 | 2334 | 3438 | |
| 48 / 1219 | 104 / 2642 | 35 / 889 | 1227 | 2481 | 3840 | 2355 | 3487 | |

countertops & supports

Xpress

CEWIB

Island Structure with Gables – Storage on Both Sides



WHAT'S INCLUDED

2 gables with levelers, 1 center panel, 1 cabinet alignment bracket, mounting hardware and bracket for floor anchoring.

WHAT'S EXCLUDED

Island Countertop (CEWIC).

NOTES

This product **cannot** be used without Base Cabinet. Refer to the Application Guide for details.

Island Structure width is always larger than nominal size to ensure it fully covers base cabinets.

Storage Configuration must be specified to determine Base Cabinet front position and will **not** retrofitable on-site.

The Cabinet Alignment Bracket will maintain a gap between Base Cabinet and modesty panel to allow wire management.

Must be anchored to the floor when there is plumbing or electricity involved.

Fasteners for floor anchoring must be provided by installers.

Levelers are finished in Chrome.

When Grade 2 Laminate is specified, The Accent colors are **not** available.

Xpress See *Xpress Program* and/or specification software for finishes availability.

PRODUCT OPTIONS

| Storage Depth A | Storage Depth B | Storage Configuration | Depth | Width | Height | Gable Finish | Center Panel Finish |
|-----------------|-----------------|-----------------------------------|--------|---|--------|---|---|
| 24 | 24 | F Flush Front R Recessed Front | 52, 54 | 062, 065, 068, 071, 074, 077, 080, 083, 086, 089, 092 | 32, 35 | Source Laminate Grade 2 Laminate Flintwood (No Cathedral) | Source Laminate Grade 2 Laminate Flintwood (No Cathedral) |

SAMPLE ORDER CODE

| | | | | | | | |
|-----------------|-----------|----------|-----------|------------|-----------|-----------|-----------|
| CEWIB 24 | 24 | F | 52 | 074 | 35 | XG | XG |
|-----------------|-----------|----------|-----------|------------|-----------|-----------|-----------|

DIMENSIONS INCHES / MM

| D | W | H |
|-----------|-----------|----------|
| 52 / 1321 | 62 / 1575 | 32 / 813 |
| 52 / 1321 | 65 / 1651 | 32 / 813 |
| 52 / 1321 | 68 / 1727 | 32 / 813 |
| 52 / 1321 | 71 / 1803 | 32 / 813 |
| 52 / 1321 | 74 / 1880 | 32 / 813 |
| 52 / 1321 | 77 / 1956 | 32 / 813 |
| 52 / 1321 | 80 / 2032 | 32 / 813 |
| 52 / 1321 | 83 / 2108 | 32 / 813 |
| 52 / 1321 | 86 / 2184 | 32 / 813 |
| 52 / 1321 | 89 / 2261 | 32 / 813 |
| 52 / 1321 | 92 / 2337 | 32 / 813 |

PRICING

24" STORAGE DEPTH A & 24" STORAGE DEPTH B

FLUSH FRONT STORAGE (F)

SOURCE LAMINATE GABLE

GRADE 2 LAMINATE GABLE

FLINTWOOD GABLE

CENTER PANEL FINISH

| Source Laminate | Source Laminate | Grade 2 Laminate | Source Laminate | Flintwood |
|-----------------|-----------------|------------------|-----------------|-----------|
| 956 | 2198 | 2939 | 2053 | 2777 |
| 972 | 2214 | 2991 | 2069 | 2818 |
| 987 | 2229 | 3041 | 2084 | 2859 |
| 1002 | 2244 | 3092 | 2099 | 2900 |
| 1017 | 2259 | 3143 | 2114 | 2941 |
| 1032 | 2274 | 3194 | 2129 | 2982 |
| 1047 | 2289 | 3245 | 2144 | 3023 |
| 1062 | 2304 | 3296 | 2159 | 3063 |
| 1077 | 2319 | 3346 | 2174 | 3104 |
| 1092 | 2334 | 3397 | 2189 | 3145 |
| 1107 | 2349 | 3448 | 2204 | 3186 |

Pricing is continued on the following page.

C E W I B

**Island Structure with Gables –
Storage on Both Sides (Continued)**

**DIMENSIONS
INCHES / MM**

| D | W | H |
|-----------|-----------|----------|
| 52 / 1321 | 62 / 1575 | 35 / 889 |
| 52 / 1321 | 65 / 1651 | 35 / 889 |
| 52 / 1321 | 68 / 1727 | 35 / 889 |
| 52 / 1321 | 71 / 1803 | 35 / 889 |
| 52 / 1321 | 74 / 1880 | 35 / 889 |
| 52 / 1321 | 77 / 1956 | 35 / 889 |
| 52 / 1321 | 80 / 2032 | 35 / 889 |
| 52 / 1321 | 83 / 2108 | 35 / 889 |
| 52 / 1321 | 86 / 2184 | 35 / 889 |
| 52 / 1321 | 89 / 2261 | 35 / 889 |
| 52 / 1321 | 92 / 2337 | 35 / 889 |

PRICING

| 24" STORAGE DEPTH A & 24" STORAGE DEPTH B | | | | | |
|---|--|------------------------|------------------|-----------------|-----------|
| FLUSH FRONT STORAGE (F) | | | | | |
| SOURCE LAMINATE GABLE | | GRADE 2 LAMINATE GABLE | | FLINTWOOD GABLE | |
| CENTER PANEL FINISH | | | | | |
| Source Laminate | | Source Laminate | Grade 2 Laminate | Source Laminate | Flintwood |
| 1019 | | 2378 | 3188 | 2229 | 2980 |
| 1035 | | 2394 | 3243 | 2245 | 3023 |
| 1052 | | 2411 | 3299 | 2262 | 3066 |
| 1068 | | 2427 | 3354 | 2278 | 3110 |
| 1084 | | 2443 | 3409 | 2294 | 3153 |
| 1100 | | 2459 | 3465 | 2310 | 3197 |
| 1116 | | 2475 | 3520 | 2326 | 3240 |
| 1131 | | 2490 | 3574 | 2341 | 3282 |
| 1147 | | 2506 | 3629 | 2357 | 3326 |
| 1164 | | 2523 | 3685 | 2374 | 3369 |
| 1180 | | 2539 | 3741 | 2390 | 3412 |

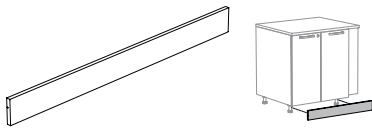
| 24" STORAGE DEPTH A & 24" STORAGE DEPTH B | | | | | |
|---|--|------------------------|------------------|-----------------|-----------|
| RECESSED FRONT STORAGE (R) | | | | | |
| SOURCE LAMINATE GABLE | | GRADE 2 LAMINATE GABLE | | FLINTWOOD GABLE | |
| CENTER PANEL FINISH | | | | | |
| Source Laminate | | Source Laminate | Grade 2 Laminate | Source Laminate | Flintwood |
| 974 | | 2264 | 3005 | 2113 | 2837 |
| 990 | | 2280 | 3056 | 2129 | 2878 |
| 1005 | | 2295 | 3107 | 2144 | 2919 |
| 1020 | | 2310 | 3158 | 2159 | 2960 |
| 1035 | | 2325 | 3209 | 2174 | 3001 |
| 1050 | | 2340 | 3260 | 2189 | 3042 |
| 1065 | | 2355 | 3311 | 2204 | 3083 |
| 1080 | | 2370 | 3361 | 2219 | 3123 |
| 1095 | | 2385 | 3412 | 2234 | 3164 |
| 1110 | | 2400 | 3463 | 2249 | 3205 |
| 1125 | | 2415 | 3514 | 2264 | 3246 |
| 1038 | | 2449 | 3259 | 2289 | 3040 |
| 1054 | | 2465 | 3314 | 2305 | 3083 |
| 1071 | | 2482 | 3370 | 2322 | 3126 |
| 1087 | | 2498 | 3425 | 2338 | 3170 |
| 1103 | | 2514 | 3481 | 2354 | 3213 |
| 1119 | | 2530 | 3536 | 2370 | 3257 |
| 1135 | | 2546 | 3591 | 2386 | 3300 |
| 1150 | | 2561 | 3645 | 2401 | 3342 |
| 1166 | | 2577 | 3700 | 2417 | 3386 |
| 1183 | | 2594 | 3757 | 2434 | 3429 |
| 1199 | | 2610 | 3812 | 2450 | 3472 |

finishing components

finishing components product map

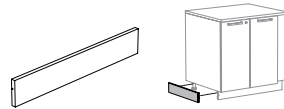
CEATF Toe Kick – Front

Page 326



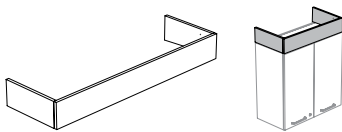
CEATS Toe Kick – Side

Page 329



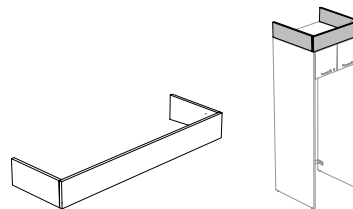
CEAFTU Top Filler – Upper, Tall and Countertop Cabinets

Page 330



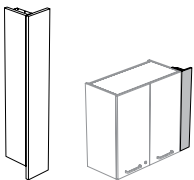
CEAFTK Top Filler – Cabinet Kit for Appliance

Page 342



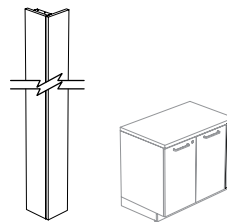
CEAFSU Side Filler – Upper Cabinet

Page 346



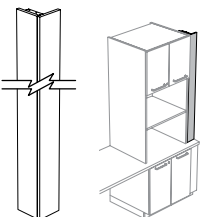
CEAFSB Side Filler – Base and Tall Cabinets

Page 347



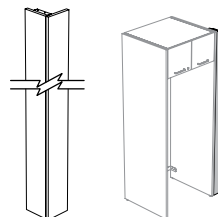
CEAFSC Side Filler – Countertop Cabinet

Page 348



CEAFSK Side Filler – Cabinet Kit for Appliance

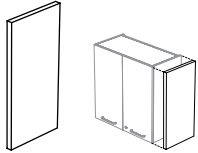
Page 349



finishing components product map

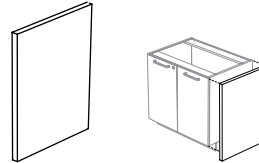
CEAEU End Panel – Upper Cabinet

Page 350



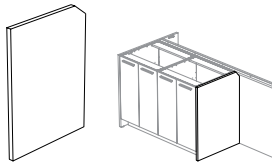
CEAEB End Panel – Base Cabinet

Page 351



CEAIP End Panel – Under Island Base Cabinet

Page 352

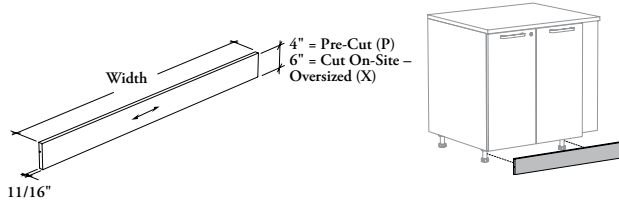


finishing components

Xpress

CEATF

Toe Kick – Front



WHAT'S INCLUDED

1 toe kick.

NOTES

Cut On-Site – Oversize (X) configuration is 6" high and is recommended to ensure a gap-free, perfect fit once the cabinets are installed and leveled.

To determine the correct Toe Kick Width and to minimize on-site cutting, refer to the Application Guide.

Mounting Clips are provided with Base Cabinets to ensure the right quantity of clips is included.

When Flintwood Toe Kick Finish is specified, only Not Applicable (NA) Edge Trim Finish is available.

Compatible with all Base Cabinets except for:

- Base Cabinet for Sink – People with Reduced Mobility – Doors (CEBKRS)
- Base Cabinet for Sink – People with Reduced Mobility – Open (CEBKRO)

Compatible with all Storage Cabinets except for:

- Countertop – Microwave Section(s) and Doors (CECM)
- Recycling/Disposal Unit – Standard Bins (CESRUS)
- Recycling/Disposal Unit – XL Bins (CESRUX)

Xpress See *Xpress Program* and/or specification software for finishes availability.

PRODUCT OPTIONS

| Cabinet Toe Kick Height | Toe Kick Height Configuration | Width | Toe Kick Finish | Edge Trim Finish |
|-------------------------|--|---|--|--|
| 04 | P Pre-Cut X Cut On-Site – Oversized | 011, 012, 013, 014, 015, 016, 017, 018, 019, 020, 021, 022, 023, 024, 025, 026, 027, 028, 029, 030, 031, 032, 033, 034, 035, 036, 037, 038, 039, 040, 041, 042, 043, 044, 045, 046, 047, 048, 049, 050, 051, 052, 053, 054, 055, 056, 057, 058, 059, 060, 061, 062, 063, 064, 065, 066, 067, 068, 069, 070, 071, 072, 073, 074, 075, 076, 077, 078, 079, 080, 081, 082, 083, 084, 085, 086, 087, 088, 089, 090, 091, 092, 093, 094, 095, 096, 097, 098, 099, 100, 101, 102, 103, 104, 105, 106, 107 | Source Laminate Foundation Laminate Grade 2 Laminate Flintwood (No Cathedral) | Edge Trim Colors NA Not Applicable |

SAMPLE ORDER CODE

| | | | | |
|-----------------|----------|------------|-----------|-----------|
| CEATF 04 | P | 060 | XG | SS |
|-----------------|----------|------------|-----------|-----------|

DIMENSIONS INCHES / MM

PRICING

| W | 4" CABINET TOE KICK HEIGHT | | | | | | | |
|----------|----------------------------|---------------------|------------------|-----------|---------------------------|---------------------|------------------|-----------|
| | PRE-CUT (P) | | | | CUT ON-SITE OVERSIZED (X) | | | |
| | Source Laminate | Foundation Laminate | Grade 2 Laminate | Flintwood | Source Laminate | Foundation Laminate | Grade 2 Laminate | Flintwood |
| 11 / 279 | 21 | 29 | 37 | 140 | 23 | 31 | 39 | 147 |
| 12 / 305 | 21 | 30 | 39 | 143 | 24 | 33 | 42 | 150 |
| 13 / 330 | 22 | 32 | 42 | 145 | 25 | 35 | 45 | 153 |
| 14 / 356 | 23 | 34 | 44 | 147 | 26 | 37 | 47 | 156 |
| 15 / 381 | 24 | 35 | 47 | 150 | 27 | 38 | 50 | 159 |
| 16 / 406 | 24 | 36 | 48 | 152 | 28 | 40 | 52 | 162 |
| 17 / 432 | 25 | 38 | 51 | 154 | 29 | 42 | 55 | 165 |
| 18 / 457 | 26 | 40 | 53 | 156 | 30 | 44 | 57 | 168 |
| 19 / 483 | 27 | 41 | 56 | 159 | 31 | 45 | 60 | 171 |
| 20 / 508 | 28 | 42 | 57 | 162 | 33 | 47 | 62 | 175 |
| 21 / 533 | 29 | 44 | 60 | 164 | 34 | 49 | 65 | 178 |
| 22 / 559 | 30 | 46 | 62 | 167 | 35 | 51 | 67 | 181 |
| 23 / 584 | 31 | 48 | 65 | 169 | 36 | 53 | 70 | 184 |
| 24 / 610 | 31 | 48 | 67 | 171 | 37 | 54 | 73 | 187 |
| 25 / 635 | 32 | 50 | 69 | 174 | 37 | 55 | 74 | 190 |
| 26 / 660 | 33 | 52 | 72 | 176 | 38 | 57 | 77 | 193 |
| 27 / 686 | 34 | 54 | 74 | 178 | 39 | 59 | 79 | 196 |
| 28 / 711 | 34 | 55 | 76 | 180 | 40 | 61 | 82 | 199 |

Pricing is continued on the following page.

C E A T F

Toe Kick – Front (Continued)

**DIMENSIONS
INCHES / MM**

PRICING

4" CABINET TOE KICK HEIGHT

PRE-CUT (P)

TOE KICK FINISH

| W | Source Laminate | Foundation Laminate | Grade 2 Laminate | Fintwood |
|-----------|-----------------|---------------------|------------------|----------|
| 29 / 737 | 35 | 56 | 78 | 183 |
| 30 / 762 | 36 | 58 | 81 | 185 |
| 31 / 787 | 37 | 60 | 83 | 187 |
| 32 / 813 | 37 | 61 | 85 | 190 |
| 33 / 838 | 38 | 62 | 87 | 192 |
| 34 / 867 | 39 | 64 | 90 | 194 |
| 35 / 889 | 40 | 66 | 93 | 197 |
| 36 / 914 | 40 | 67 | 94 | 199 |
| 37 / 940 | 41 | 69 | 97 | 201 |
| 38 / 965 | 42 | 70 | 99 | 203 |
| 39 / 991 | 44 | 72 | 102 | 207 |
| 40 / 1016 | 45 | 74 | 104 | 209 |
| 41 / 1041 | 45 | 75 | 106 | 211 |
| 42 / 1067 | 46 | 77 | 108 | 214 |
| 43 / 1092 | 47 | 78 | 111 | 216 |
| 44 / 1118 | 48 | 80 | 113 | 218 |
| 45 / 1143 | 48 | 81 | 115 | 220 |
| 46 / 1168 | 49 | 83 | 118 | 223 |
| 47 / 1194 | 50 | 84 | 120 | 225 |
| 48 / 1219 | 51 | 86 | 123 | 227 |
| 49 / 1245 | 51 | 87 | 124 | 230 |
| 50 / 1270 | 52 | 89 | 127 | 232 |
| 51 / 1295 | 53 | 91 | 129 | 234 |
| 52 / 1321 | 54 | 92 | 132 | 237 |
| 53 / 1346 | 54 | 93 | 133 | 239 |
| 54 / 1372 | 55 | 95 | 136 | 241 |
| 55 / 1397 | 56 | 97 | 138 | 243 |
| 56 / 1422 | 57 | 99 | 141 | 246 |
| 57 / 1448 | 57 | 99 | 143 | 248 |
| 58 / 1473 | 59 | 101 | 145 | 251 |
| 59 / 1499 | 60 | 103 | 148 | 254 |
| 60 / 1524 | 61 | 105 | 150 | 256 |
| 61 / 1549 | 61 | 105 | 152 | 258 |
| 62 / 1575 | 62 | 107 | 154 | 261 |
| 63 / 1600 | 63 | 109 | 157 | 263 |
| 64 / 1626 | 64 | 111 | 159 | 265 |
| 65 / 1651 | 64 | 112 | 161 | 267 |
| 66 / 1676 | 65 | 113 | 163 | 270 |
| 67 / 1702 | 66 | 115 | 166 | 272 |
| 68 / 1727 | 67 | 117 | 169 | 274 |
| 69 / 1753 | 67 | 118 | 170 | 277 |
| 70 / 1778 | 68 | 120 | 173 | 279 |
| 71 / 1803 | 69 | 121 | 175 | 281 |
| 72 / 1829 | 70 | 123 | 178 | 283 |
| 73 / 1854 | 70 | 124 | 179 | 286 |
| 74 / 1880 | 71 | 126 | 182 | 288 |
| 75 / 1905 | 72 | 127 | 184 | 290 |
| 76 / 1930 | 73 | 129 | 187 | 293 |
| 77 / 1956 | 74 | 130 | 188 | 296 |
| 78 / 1981 | 75 | 132 | 191 | 298 |

CUT ON-SITE OVERSIZED (X)

| Source Laminate | Foundation Laminate | Grade 2 Laminate | Fintwood |
|-----------------|---------------------|------------------|----------|
| 41 | 62 | 84 | 202 |
| 42 | 64 | 87 | 205 |
| 43 | 66 | 89 | 208 |
| 44 | 68 | 92 | 211 |
| 45 | 69 | 94 | 214 |
| 46 | 71 | 97 | 217 |
| 47 | 73 | 100 | 220 |
| 48 | 75 | 102 | 223 |
| 49 | 77 | 105 | 226 |
| 50 | 78 | 107 | 229 |
| 51 | 79 | 109 | 233 |
| 52 | 81 | 111 | 236 |
| 53 | 83 | 114 | 239 |
| 54 | 85 | 116 | 242 |
| 55 | 86 | 119 | 245 |
| 56 | 88 | 121 | 248 |
| 57 | 90 | 124 | 251 |
| 58 | 92 | 127 | 254 |
| 59 | 93 | 129 | 257 |
| 60 | 95 | 132 | 260 |
| 61 | 97 | 134 | 263 |
| 62 | 99 | 137 | 266 |
| 63 | 101 | 139 | 269 |
| 64 | 102 | 142 | 272 |
| 65 | 104 | 144 | 275 |
| 65 | 105 | 146 | 278 |
| 66 | 107 | 148 | 281 |
| 67 | 109 | 151 | 284 |
| 68 | 110 | 154 | 287 |
| 70 | 112 | 156 | 291 |
| 71 | 114 | 159 | 294 |
| 72 | 116 | 161 | 297 |
| 73 | 117 | 164 | 300 |
| 74 | 119 | 166 | 303 |
| 75 | 121 | 169 | 306 |
| 76 | 123 | 171 | 309 |
| 77 | 125 | 174 | 312 |
| 78 | 126 | 176 | 315 |
| 79 | 128 | 179 | 318 |
| 80 | 130 | 182 | 321 |
| 80 | 131 | 183 | 324 |
| 81 | 133 | 186 | 327 |
| 82 | 134 | 188 | 330 |
| 83 | 136 | 191 | 333 |
| 84 | 138 | 193 | 336 |
| 85 | 140 | 196 | 339 |
| 86 | 141 | 198 | 342 |
| 87 | 143 | 201 | 345 |
| 89 | 145 | 203 | 349 |
| 90 | 147 | 206 | 352 |

Pricing is continued on the following page.

finishing components

Xpress

CEATF

Toe Kick – Front (Continued)

DIMENSIONS
INCHES / MM

PRICING

| W | 4" CABINET TOE KICK HEIGHT | | | | | | | |
|------------|----------------------------|---------------------|------------------|----------|---------------------------|---------------------|------------------|----------|
| | PRE-CUT (P) | | | | CUT ON-SITE OVERSIZED (X) | | | |
| | TOE KICK FINISH | | | | | | | |
| | Source Laminate | Foundation Laminate | Grade 2 Laminate | Fintwood | Source Laminate | Foundation Laminate | Grade 2 Laminate | Fintwood |
| 79 / 2007 | 76 | 134 | 194 | 301 | 91 | 149 | 209 | 355 |
| 80 / 2032 | 77 | 135 | 196 | 303 | 92 | 150 | 211 | 358 |
| 81 / 2057 | 78 | 137 | 199 | 305 | 93 | 152 | 214 | 361 |
| 82 / 2083 | 78 | 138 | 200 | 307 | 94 | 154 | 216 | 364 |
| 83 / 2108 | 79 | 140 | 203 | 310 | 95 | 156 | 219 | 367 |
| 84 / 2134 | 80 | 142 | 205 | 312 | 95 | 157 | 220 | 370 |
| 85 / 2159 | 81 | 143 | 208 | 314 | 96 | 158 | 223 | 373 |
| 86 / 2184 | 81 | 144 | 209 | 317 | 97 | 160 | 225 | 376 |
| 87 / 2210 | 82 | 146 | 212 | 319 | 98 | 162 | 228 | 379 |
| 88 / 2235 | 83 | 148 | 214 | 321 | 99 | 164 | 230 | 382 |
| 89 / 2261 | 84 | 149 | 217 | 324 | 100 | 165 | 233 | 385 |
| 90 / 2286 | 84 | 150 | 219 | 326 | 101 | 167 | 236 | 388 |
| 91 / 2311 | 85 | 152 | 221 | 328 | 102 | 169 | 238 | 391 |
| 92 / 2337 | 86 | 154 | 224 | 330 | 103 | 171 | 241 | 394 |
| 93 / 2362 | 87 | 156 | 226 | 333 | 104 | 173 | 243 | 397 |
| 94 / 2388 | 87 | 156 | 228 | 335 | 105 | 174 | 246 | 399 |
| 95 / 2413 | 88 | 158 | 230 | 337 | 106 | 176 | 248 | 402 |
| 96 / 2438 | 90 | 160 | 233 | 341 | 108 | 178 | 251 | 406 |
| 97 / 2464 | 91 | 162 | 235 | 343 | 109 | 180 | 253 | 409 |
| 98 / 2489 | 91 | 163 | 237 | 345 | 109 | 181 | 255 | 412 |
| 99 / 2515 | 92 | 164 | 239 | 347 | 110 | 182 | 257 | 415 |
| 100 / 2540 | 93 | 166 | 242 | 350 | 111 | 184 | 260 | 418 |
| 101 / 2565 | 94 | 168 | 245 | 352 | 112 | 186 | 263 | 421 |
| 102 / 2591 | 94 | 169 | 246 | 354 | 113 | 188 | 265 | 424 |
| 103 / 2616 | 95 | 170 | 249 | 357 | 114 | 189 | 268 | 427 |
| 104 / 2642 | 96 | 172 | 251 | 359 | 115 | 191 | 270 | 430 |
| 105 / 2667 | 97 | 174 | 254 | 361 | 116 | 193 | 273 | 433 |
| 106 / 2692 | 97 | 175 | 255 | 364 | 117 | 195 | 275 | 436 |
| 107 / 2718 | 98 | 177 | 258 | 366 | 118 | 197 | 278 | 439 |

CEATS

Toe Kick – Side

WHAT'S INCLUDED

1 toe kick and mounting clips.

NOTES

Cut On-Site – Oversize (X) configuration is 6” high and is recommended to ensure a gap-free, perfect fit once the cabinets are installed and leveled.

When Flintwood Toe Kick Finish is specified, only Not Applicable (NA) Edge Trim Finish is available.

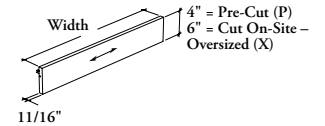
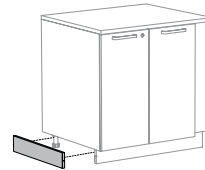
Compatible with all Base Cabinets except for:

- Base Cabinet for Sink – People with Reduced Mobility – Doors (CEBKRS)
- Base Cabinet for Sink – People with Reduced Mobility – Open (CEBKRO)

Compatible with all Storage Cabinets except for:

- Countertop – Microwave Section(s) and Doors (CECM)
- Recycling/Disposal Unit – Standard Bins (CESRUS)
- Recycling/Disposal Unit – XL Bins (CESRUX)

Xpress See *Xpress Program* and/or specification software for finishes availability.



PRODUCT OPTIONS

| Cabinet Toe Kick Height | Toe Kick Height Configuration | Cabinet Depth | Toe Kick Finish | Edge Trim Finish |
|-------------------------|--|---------------|--|--|
| 04 | P Pre-Cut X Cut On-Site – Oversized | 24, 29 | Source Laminate Foundation Laminate Grade 2 Laminate Flintwood (No Cathedral) | Edge Trim Colors NA Not Applicable |

SAMPLE ORDER CODE

| | | | | |
|-----------------|----------|-----------|-----------|-----------|
| CEATS 04 | P | 24 | XG | SS |
|-----------------|----------|-----------|-----------|-----------|

DIMENSIONS INCHES / MM

PRICING

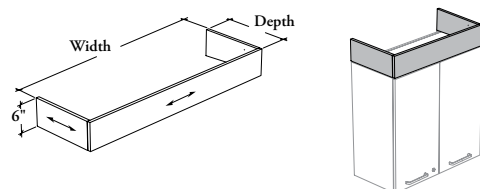
| Cabinet D | 4" CABINET TOE KICK HEIGHT | | | | | | | |
|--------------|----------------------------|---------------------|------------------|-----------|---------------------------|---------------------|------------------|-----------|
| | PRE-CUT (P) | | | | CUT ON-SITE OVERSIZED (X) | | | |
| | TOE KICK FINISH | | | | | | | |
| | Source Laminate | Foundation Laminate | Grade 2 Laminate | Flintwood | Source Laminate | Foundation Laminate | Grade 2 Laminate | Flintwood |
| 24 / 610 | 34 | 51 | 70 | 174 | 40 | 57 | 76 | 190 |
| 29 / 737 | 38 | 59 | 81 | 186 | 44 | 65 | 87 | 205 |

finishing components

Xpress

CEAFTU

Top Filler – Upper, Tall and Countertop Cabinets



WHAT'S INCLUDED

1 front panel, 2 side panels, brackets and hardware.

NOTES

Filler Configuration must be specified to either match the case of front of cabinets

Top Filler Depth must match the cabinet depth.

Top Filler Width must include the dimension of the following products (if applicable): End Panel – Upper Cabinet (CEAEU), Side Filler – Upper Cabinet (CEAFSU), Side Filler – Base and Tall Cabinets (CEAFSB) or Side Filler – Countertop Cabinet (CEAFSC).

When Flintwood Front Finish is specified, only Not Applicable (NA) Edge Trim Finish is available.

Compatible with all Upper Cabinets, all Tall Cabinets and Countertop Cabinet – Microwave Section(s) and Doors (CECM)

Xpress See *Xpress Program* and/or specification software for finishes availability.

PRODUCT OPTIONS

| Filler Configuration | Depth | Width | Height | Front Finish | Edge Trim Finish | Side Finish |
|------------------------------|--------------------|--|--------|--|---------------------------------------|---|
| F Flush Front (Shown) | 12, 15, 20, 24, 29 | 012, 013, 014, 015, 016, 017, 018, 019, 020, 021, 022, 023, 024, 025, 026, 027, 028, 029, 030, 031, 032, 033, 034, 035, 036, 037, 038, 039, 040, 041, 042, 043, 044, 045, 046, 047, 048, 049, 050, 051, 052, 053, 054, 055, 056, 057, 058, 059, 060, 061, 062, 063, 064, 065, 066, 067, 068, 069, 070, 071, 072, 073, 074, 075, 076, 077, 078, 079, 080, 081, 082, 083, 084, 085, 086, 087, 088, 089, 090, 091, 092, 093, 094, 095, 096, 097, 098, 099, 100, 101, 102, 103, 104, 105, 106, 107 | 06 | Source Laminate Foundation Laminate Grade 2 Laminate Flintwood (No Cathedral) | Edge Trim Colors NA Not Applicable | Source Laminate Flintwood (No Cathedral) |
| C Flush Case | | | | | | |

SAMPLE ORDER CODE

| | | | | | | |
|-----------------|-----------|------------|-----------|-----------|-----------|-----------|
| CEAFTU F | 24 | 062 | 06 | XG | SS | XG |
|-----------------|-----------|------------|-----------|-----------|-----------|-----------|

DIMENSIONS INCHES / MM

| D | W | H |
|----------|----------|---------|
| 12 / 305 | 12 / 305 | 6 / 152 |
| 12 / 305 | 13 / 330 | 6 / 152 |
| 12 / 305 | 14 / 356 | 6 / 152 |
| 12 / 305 | 15 / 381 | 6 / 152 |
| 12 / 305 | 16 / 406 | 6 / 152 |
| 12 / 305 | 17 / 432 | 6 / 152 |
| 12 / 305 | 18 / 457 | 6 / 152 |
| 12 / 305 | 19 / 483 | 6 / 152 |
| 12 / 305 | 20 / 508 | 6 / 152 |
| 12 / 305 | 21 / 533 | 6 / 152 |
| 12 / 305 | 22 / 559 | 6 / 152 |
| 12 / 305 | 23 / 584 | 6 / 152 |
| 12 / 305 | 24 / 610 | 6 / 152 |
| 12 / 305 | 25 / 635 | 6 / 152 |
| 12 / 305 | 26 / 660 | 6 / 152 |
| 12 / 305 | 27 / 686 | 6 / 152 |
| 12 / 305 | 28 / 711 | 6 / 152 |
| 12 / 305 | 29 / 737 | 6 / 152 |
| 12 / 305 | 30 / 762 | 6 / 152 |

PRICING

| FLUSH FRONT (F) OR FLUSH CASE (C) | | | | | | | |
|-----------------------------------|-----------------|---------------------------|-----------------|------------------------|-----------------|-----------------|--|
| SOURCE LAMINATE FRONT | | FOUNDATION LAMINATE FRONT | | GRADE 2 LAMINATE FRONT | | FLINTWOOD FRONT | |
| SIDE FINISH | | | | | | | |
| | Source Laminate | Source Laminate | Source Laminate | Flintwood | Source Laminate | Flintwood | |
| | 219 | 233 | 246 | 680 | 455 | 889 | |
| | 222 | 237 | 252 | 686 | 461 | 895 | |
| | 224 | 240 | 256 | 690 | 466 | 900 | |
| | 226 | 243 | 260 | 694 | 472 | 906 | |
| | 229 | 247 | 265 | 699 | 478 | 912 | |
| | 231 | 250 | 270 | 704 | 483 | 917 | |
| | 234 | 254 | 275 | 709 | 489 | 923 | |
| | 236 | 257 | 279 | 713 | 495 | 929 | |
| | 239 | 262 | 284 | 718 | 500 | 934 | |
| | 241 | 265 | 289 | 723 | 506 | 940 | |
| | 243 | 268 | 293 | 727 | 512 | 946 | |
| | 246 | 272 | 298 | 732 | 517 | 951 | |
| | 248 | 275 | 302 | 736 | 523 | 957 | |
| | 251 | 279 | 307 | 741 | 529 | 963 | |
| | 253 | 282 | 312 | 746 | 535 | 969 | |
| | 256 | 286 | 317 | 751 | 540 | 974 | |
| | 258 | 289 | 321 | 755 | 546 | 980 | |
| | 260 | 292 | 325 | 759 | 552 | 986 | |
| | 263 | 297 | 331 | 765 | 557 | 991 | |

Pricing is continued on the following page.

CEAFTU

Top Filler – Upper, Tall and Countertop Cabinets (Continued)

DIMENSIONS
INCHES / MM

PRICING

| | | | FLUSH FRONT (F) OR FLUSH CASE (C) | | | | | | | |
|----------|-----------|---------|-----------------------------------|-----------------|---------------------------|-----------|------------------------|-----------|-----------------|--|
| | | | SOURCE LAMINATE FRONT | | FOUNDATION LAMINATE FRONT | | GRADE 2 LAMINATE FRONT | | FLINTWOOD FRONT | |
| | | | SIDE FINISH | | | | | | | |
| D | W | H | Source Laminate | Source Laminate | Source Laminate | Flintwood | Source Laminate | Flintwood | | |
| 12 / 305 | 31 / 787 | 6 / 152 | 265 | 300 | 335 | 769 | 563 | 997 | | |
| 12 / 305 | 32 / 813 | 6 / 152 | 268 | 304 | 340 | 774 | 569 | 1003 | | |
| 12 / 305 | 33 / 838 | 6 / 152 | 270 | 307 | 344 | 778 | 574 | 1008 | | |
| 12 / 305 | 34 / 867 | 6 / 152 | 273 | 311 | 350 | 784 | 580 | 1014 | | |
| 12 / 305 | 35 / 889 | 6 / 152 | 275 | 314 | 354 | 788 | 586 | 1020 | | |
| 12 / 305 | 36 / 914 | 6 / 152 | 278 | 318 | 359 | 793 | 591 | 1025 | | |
| 12 / 305 | 37 / 940 | 6 / 152 | 280 | 321 | 363 | 797 | 597 | 1031 | | |
| 12 / 305 | 38 / 965 | 6 / 152 | 282 | 324 | 368 | 802 | 603 | 1037 | | |
| 12 / 305 | 39 / 991 | 6 / 152 | 285 | 328 | 373 | 807 | 608 | 1042 | | |
| 12 / 305 | 40 / 1016 | 6 / 152 | 287 | 332 | 377 | 811 | 614 | 1048 | | |
| 12 / 305 | 41 / 1041 | 6 / 152 | 290 | 336 | 382 | 816 | 620 | 1054 | | |
| 12 / 305 | 42 / 1067 | 6 / 152 | 292 | 339 | 387 | 821 | 626 | 1060 | | |
| 12 / 305 | 43 / 1092 | 6 / 152 | 295 | 343 | 392 | 826 | 631 | 1065 | | |
| 12 / 305 | 44 / 1118 | 6 / 152 | 297 | 346 | 396 | 830 | 637 | 1071 | | |
| 12 / 305 | 45 / 1143 | 6 / 152 | 299 | 349 | 400 | 834 | 643 | 1077 | | |
| 12 / 305 | 46 / 1168 | 6 / 152 | 302 | 353 | 405 | 839 | 648 | 1082 | | |
| 12 / 305 | 47 / 1194 | 6 / 152 | 304 | 356 | 410 | 844 | 654 | 1088 | | |
| 12 / 305 | 48 / 1219 | 6 / 152 | 307 | 360 | 415 | 849 | 660 | 1094 | | |
| 12 / 305 | 49 / 1245 | 6 / 152 | 309 | 363 | 419 | 853 | 666 | 1100 | | |
| 12 / 305 | 50 / 1270 | 6 / 152 | 312 | 368 | 424 | 858 | 672 | 1106 | | |
| 12 / 305 | 51 / 1295 | 6 / 152 | 314 | 371 | 429 | 863 | 679 | 1113 | | |
| 12 / 305 | 52 / 1321 | 6 / 152 | 317 | 375 | 434 | 868 | 685 | 1119 | | |
| 12 / 305 | 53 / 1346 | 6 / 152 | 319 | 378 | 438 | 872 | 692 | 1126 | | |
| 12 / 305 | 54 / 1372 | 6 / 152 | 337 | 397 | 458 | 892 | 713 | 1147 | | |
| 12 / 305 | 55 / 1397 | 6 / 152 | 339 | 400 | 463 | 897 | 719 | 1153 | | |
| 12 / 305 | 56 / 1422 | 6 / 152 | 342 | 404 | 468 | 902 | 726 | 1160 | | |
| 12 / 305 | 57 / 1448 | 6 / 152 | 344 | 407 | 472 | 906 | 732 | 1166 | | |
| 12 / 305 | 58 / 1473 | 6 / 152 | 347 | 411 | 477 | 911 | 739 | 1173 | | |
| 12 / 305 | 59 / 1499 | 6 / 152 | 349 | 414 | 482 | 916 | 745 | 1179 | | |
| 12 / 305 | 60 / 1524 | 6 / 152 | 352 | 419 | 487 | 921 | 751 | 1185 | | |
| 12 / 305 | 61 / 1549 | 6 / 152 | 355 | 423 | 492 | 926 | 758 | 1192 | | |
| 12 / 305 | 62 / 1575 | 6 / 152 | 357 | 426 | 496 | 930 | 764 | 1198 | | |
| 12 / 305 | 63 / 1600 | 6 / 152 | 360 | 430 | 502 | 936 | 770 | 1204 | | |
| 12 / 305 | 64 / 1626 | 6 / 152 | 362 | 433 | 506 | 940 | 777 | 1211 | | |
| 12 / 305 | 65 / 1651 | 6 / 152 | 365 | 437 | 511 | 945 | 783 | 1217 | | |
| 12 / 305 | 66 / 1676 | 6 / 152 | 367 | 440 | 515 | 949 | 790 | 1224 | | |
| 12 / 305 | 67 / 1702 | 6 / 152 | 370 | 444 | 521 | 955 | 796 | 1230 | | |
| 12 / 305 | 68 / 1727 | 6 / 152 | 372 | 447 | 525 | 959 | 802 | 1236 | | |
| 12 / 305 | 69 / 1753 | 6 / 152 | 375 | 451 | 530 | 964 | 809 | 1243 | | |
| 12 / 305 | 70 / 1778 | 6 / 152 | 377 | 455 | 534 | 968 | 815 | 1249 | | |
| 12 / 305 | 71 / 1803 | 6 / 152 | 380 | 459 | 539 | 973 | 822 | 1256 | | |
| 12 / 305 | 72 / 1829 | 6 / 152 | 382 | 462 | 544 | 978 | 828 | 1262 | | |
| 12 / 305 | 73 / 1854 | 6 / 152 | 385 | 466 | 549 | 983 | 834 | 1268 | | |
| 12 / 305 | 74 / 1880 | 6 / 152 | 387 | 469 | 553 | 987 | 841 | 1275 | | |
| 12 / 305 | 75 / 1905 | 6 / 152 | 390 | 473 | 558 | 992 | 847 | 1281 | | |
| 12 / 305 | 76 / 1930 | 6 / 152 | 392 | 476 | 563 | 997 | 853 | 1287 | | |
| 12 / 305 | 77 / 1956 | 6 / 152 | 395 | 480 | 568 | 1002 | 860 | 1294 | | |
| 12 / 305 | 78 / 1981 | 6 / 152 | 398 | 484 | 573 | 1007 | 866 | 1300 | | |
| 12 / 305 | 79 / 2007 | 6 / 152 | 400 | 487 | 577 | 1011 | 873 | 1307 | | |

Pricing is continued on the following page.

finishing components

Xpress

CEFTU

Top Filler – Upper, Tall and Countertop Cabinets (Continued)

DIMENSIONS
INCHES / MM

PRICING

| | | | FLUSH FRONT (F) OR FLUSH CASE (C) | | | | | |
|----------|------------|---------|-----------------------------------|---------------------------|------------------------|-----------------|-----------------|-----------|
| | | | SOURCE LAMINATE FRONT | FOUNDATION LAMINATE FRONT | GRADE 2 LAMINATE FRONT | FLINTWOOD FRONT | | |
| | | | SIDE FINISH | | | | | |
| D | W | H | Source Laminate | Source Laminate | Source Laminate | Flintwood | Source Laminate | Flintwood |
| 12 / 305 | 80 / 2032 | 6 / 152 | 403 | 492 | 583 | 1017 | 879 | 1313 |
| 12 / 305 | 81 / 2057 | 6 / 152 | 405 | 495 | 587 | 1021 | 885 | 1319 |
| 12 / 305 | 82 / 2083 | 6 / 152 | 408 | 499 | 592 | 1026 | 892 | 1326 |
| 12 / 305 | 83 / 2108 | 6 / 152 | 410 | 502 | 596 | 1030 | 898 | 1332 |
| 12 / 305 | 84 / 2134 | 6 / 152 | 413 | 506 | 602 | 1036 | 905 | 1339 |
| 12 / 305 | 85 / 2159 | 6 / 152 | 415 | 509 | 606 | 1040 | 911 | 1345 |
| 12 / 305 | 86 / 2184 | 6 / 152 | 418 | 513 | 611 | 1045 | 917 | 1351 |
| 12 / 305 | 87 / 2210 | 6 / 152 | 420 | 516 | 615 | 1049 | 924 | 1358 |
| 12 / 305 | 88 / 2235 | 6 / 152 | 423 | 520 | 621 | 1055 | 930 | 1364 |
| 12 / 305 | 89 / 2261 | 6 / 152 | 425 | 523 | 625 | 1059 | 936 | 1370 |
| 12 / 305 | 90 / 2286 | 6 / 152 | 428 | 528 | 630 | 1064 | 943 | 1377 |
| 12 / 305 | 91 / 2311 | 6 / 152 | 430 | 531 | 634 | 1068 | 949 | 1383 |
| 12 / 305 | 92 / 2337 | 6 / 152 | 433 | 535 | 639 | 1073 | 956 | 1390 |
| 12 / 305 | 93 / 2362 | 6 / 152 | 435 | 538 | 644 | 1078 | 962 | 1396 |
| 12 / 305 | 94 / 2388 | 6 / 152 | 438 | 542 | 649 | 1083 | 968 | 1402 |
| 12 / 305 | 95 / 2413 | 6 / 152 | 441 | 546 | 654 | 1088 | 975 | 1409 |
| 12 / 305 | 96 / 2438 | 6 / 152 | 443 | 549 | 658 | 1092 | 981 | 1415 |
| 12 / 305 | 97 / 2464 | 6 / 152 | 446 | 553 | 664 | 1098 | 988 | 1422 |
| 12 / 305 | 98 / 2489 | 6 / 152 | 448 | 556 | 668 | 1102 | 994 | 1428 |
| 12 / 305 | 99 / 2515 | 6 / 152 | 451 | 560 | 673 | 1107 | 1000 | 1434 |
| 12 / 305 | 100 / 2540 | 6 / 152 | 453 | 564 | 677 | 1111 | 1007 | 1441 |
| 12 / 305 | 101 / 2565 | 6 / 152 | 456 | 568 | 683 | 1117 | 1013 | 1447 |
| 12 / 305 | 102 / 2591 | 6 / 152 | 458 | 571 | 687 | 1121 | 1019 | 1453 |
| 12 / 305 | 103 / 2616 | 6 / 152 | 461 | 575 | 692 | 1126 | 1026 | 1460 |
| 12 / 305 | 104 / 2642 | 6 / 152 | 463 | 578 | 696 | 1130 | 1032 | 1466 |
| 12 / 305 | 105 / 2667 | 6 / 152 | 466 | 582 | 702 | 1136 | 1039 | 1473 |
| 12 / 305 | 106 / 2692 | 6 / 152 | 468 | 585 | 706 | 1140 | 1045 | 1479 |
| 12 / 305 | 107 / 2718 | 6 / 152 | 471 | 589 | 711 | 1145 | 1051 | 1485 |
| 15 / 381 | 12 / 305 | 6 / 152 | 225 | 239 | 252 | 696 | 457 | 901 |
| 15 / 381 | 13 / 330 | 6 / 152 | 227 | 242 | 257 | 701 | 463 | 907 |
| 15 / 381 | 14 / 356 | 6 / 152 | 229 | 245 | 261 | 705 | 468 | 912 |
| 15 / 381 | 15 / 381 | 6 / 152 | 232 | 249 | 266 | 710 | 474 | 918 |
| 15 / 381 | 16 / 406 | 6 / 152 | 234 | 252 | 270 | 714 | 480 | 924 |
| 15 / 381 | 17 / 432 | 6 / 152 | 237 | 256 | 276 | 720 | 486 | 930 |
| 15 / 381 | 18 / 457 | 6 / 152 | 239 | 259 | 280 | 724 | 491 | 935 |
| 15 / 381 | 19 / 483 | 6 / 152 | 242 | 263 | 285 | 729 | 497 | 941 |
| 15 / 381 | 20 / 508 | 6 / 152 | 244 | 267 | 289 | 733 | 503 | 947 |
| 15 / 381 | 21 / 533 | 6 / 152 | 246 | 270 | 294 | 738 | 509 | 953 |
| 15 / 381 | 22 / 559 | 6 / 152 | 249 | 274 | 299 | 743 | 514 | 958 |
| 15 / 381 | 23 / 584 | 6 / 152 | 251 | 277 | 303 | 747 | 520 | 964 |
| 15 / 381 | 24 / 610 | 6 / 152 | 254 | 281 | 308 | 752 | 526 | 970 |
| 15 / 381 | 25 / 635 | 6 / 152 | 256 | 284 | 312 | 756 | 532 | 976 |
| 15 / 381 | 26 / 660 | 6 / 152 | 259 | 288 | 318 | 762 | 537 | 981 |
| 15 / 381 | 27 / 686 | 6 / 152 | 261 | 291 | 322 | 766 | 543 | 987 |
| 15 / 381 | 28 / 711 | 6 / 152 | 263 | 294 | 326 | 770 | 549 | 993 |
| 15 / 381 | 29 / 737 | 6 / 152 | 266 | 298 | 331 | 775 | 555 | 999 |
| 15 / 381 | 30 / 762 | 6 / 152 | 268 | 302 | 336 | 780 | 560 | 1004 |
| 15 / 381 | 31 / 787 | 6 / 152 | 271 | 306 | 341 | 785 | 566 | 1010 |
| 15 / 381 | 32 / 813 | 6 / 152 | 273 | 309 | 345 | 789 | 572 | 1016 |

Pricing is continued on the following page.

CEAFTU

Top Filler – Upper, Tall and Countertop Cabinets (Continued)

DIMENSIONS
INCHES / MM

PRICING

| DIMENSIONS | | | FLUSH FRONT (F) OR FLUSH CASE (C) | | | | | | | |
|------------|-----------|---------|-----------------------------------|-----------------|---------------------------|-----------|------------------------|-----------|-----------------|--|
| | | | SOURCE LAMINATE FRONT | | FOUNDATION LAMINATE FRONT | | GRADE 2 LAMINATE FRONT | | FLINTWOOD FRONT | |
| | | | SIDE FINISH | | | | | | | |
| D | W | H | Source Laminate | Source Laminate | Source Laminate | Flintwood | Source Laminate | Flintwood | | |
| 15 / 381 | 33 / 838 | 6 / 152 | 276 | 313 | 350 | 794 | 578 | 1022 | | |
| 15 / 381 | 34 / 867 | 6 / 152 | 278 | 316 | 355 | 799 | 583 | 1027 | | |
| 15 / 381 | 35 / 889 | 6 / 152 | 280 | 319 | 359 | 803 | 589 | 1033 | | |
| 15 / 381 | 36 / 914 | 6 / 152 | 283 | 323 | 364 | 808 | 595 | 1039 | | |
| 15 / 381 | 37 / 940 | 6 / 152 | 285 | 326 | 368 | 812 | 601 | 1045 | | |
| 15 / 381 | 38 / 965 | 6 / 152 | 288 | 330 | 374 | 818 | 606 | 1050 | | |
| 15 / 381 | 39 / 991 | 6 / 152 | 290 | 333 | 378 | 822 | 612 | 1056 | | |
| 15 / 381 | 40 / 1016 | 6 / 152 | 293 | 338 | 383 | 827 | 618 | 1062 | | |
| 15 / 381 | 41 / 1041 | 6 / 152 | 295 | 341 | 387 | 831 | 624 | 1068 | | |
| 15 / 381 | 42 / 1067 | 6 / 152 | 297 | 344 | 392 | 836 | 629 | 1073 | | |
| 15 / 381 | 43 / 1092 | 6 / 152 | 300 | 348 | 397 | 841 | 635 | 1079 | | |
| 15 / 381 | 44 / 1118 | 6 / 152 | 302 | 351 | 401 | 845 | 641 | 1085 | | |
| 15 / 381 | 45 / 1143 | 6 / 152 | 305 | 355 | 406 | 850 | 647 | 1091 | | |
| 15 / 381 | 46 / 1168 | 6 / 152 | 307 | 358 | 410 | 854 | 652 | 1096 | | |
| 15 / 381 | 47 / 1194 | 6 / 152 | 310 | 362 | 416 | 860 | 658 | 1102 | | |
| 15 / 381 | 48 / 1219 | 6 / 152 | 312 | 365 | 420 | 864 | 664 | 1108 | | |
| 15 / 381 | 49 / 1245 | 6 / 152 | 315 | 369 | 425 | 869 | 670 | 1114 | | |
| 15 / 381 | 50 / 1270 | 6 / 152 | 317 | 373 | 429 | 873 | 677 | 1121 | | |
| 15 / 381 | 51 / 1295 | 6 / 152 | 320 | 377 | 435 | 879 | 683 | 1127 | | |
| 15 / 381 | 52 / 1321 | 6 / 152 | 322 | 380 | 439 | 883 | 690 | 1134 | | |
| 15 / 381 | 53 / 1346 | 6 / 152 | 325 | 384 | 444 | 888 | 696 | 1140 | | |
| 15 / 381 | 54 / 1372 | 6 / 152 | 342 | 402 | 463 | 907 | 718 | 1162 | | |
| 15 / 381 | 55 / 1397 | 6 / 152 | 345 | 406 | 469 | 913 | 724 | 1168 | | |
| 15 / 381 | 56 / 1422 | 6 / 152 | 347 | 409 | 473 | 917 | 731 | 1175 | | |
| 15 / 381 | 57 / 1448 | 6 / 152 | 350 | 413 | 478 | 922 | 737 | 1181 | | |
| 15 / 381 | 58 / 1473 | 6 / 152 | 352 | 416 | 482 | 926 | 744 | 1188 | | |
| 15 / 381 | 59 / 1499 | 6 / 152 | 355 | 420 | 488 | 932 | 750 | 1194 | | |
| 15 / 381 | 60 / 1524 | 6 / 152 | 357 | 424 | 492 | 936 | 757 | 1201 | | |
| 15 / 381 | 61 / 1549 | 6 / 152 | 360 | 428 | 497 | 941 | 763 | 1207 | | |
| 15 / 381 | 62 / 1575 | 6 / 152 | 362 | 431 | 501 | 945 | 769 | 1213 | | |
| 15 / 381 | 63 / 1600 | 6 / 152 | 365 | 435 | 507 | 951 | 776 | 1220 | | |
| 15 / 381 | 64 / 1626 | 6 / 152 | 368 | 439 | 512 | 956 | 782 | 1226 | | |
| 15 / 381 | 65 / 1651 | 6 / 152 | 370 | 442 | 516 | 960 | 789 | 1233 | | |
| 15 / 381 | 66 / 1676 | 6 / 152 | 373 | 446 | 521 | 965 | 795 | 1239 | | |
| 15 / 381 | 67 / 1702 | 6 / 152 | 375 | 449 | 526 | 970 | 802 | 1246 | | |
| 15 / 381 | 68 / 1727 | 6 / 152 | 378 | 453 | 531 | 975 | 808 | 1252 | | |
| 15 / 381 | 69 / 1753 | 6 / 152 | 380 | 456 | 535 | 979 | 815 | 1259 | | |
| 15 / 381 | 70 / 1778 | 6 / 152 | 383 | 461 | 540 | 984 | 821 | 1265 | | |
| 15 / 381 | 71 / 1803 | 6 / 152 | 385 | 464 | 544 | 988 | 828 | 1272 | | |
| 15 / 381 | 72 / 1829 | 6 / 152 | 388 | 468 | 550 | 994 | 834 | 1278 | | |
| 15 / 381 | 73 / 1854 | 6 / 152 | 390 | 471 | 554 | 998 | 841 | 1285 | | |
| 15 / 381 | 74 / 1880 | 6 / 152 | 393 | 475 | 559 | 1003 | 847 | 1291 | | |
| 15 / 381 | 75 / 1905 | 6 / 152 | 395 | 478 | 563 | 1007 | 853 | 1297 | | |
| 15 / 381 | 76 / 1930 | 6 / 152 | 398 | 482 | 569 | 1013 | 860 | 1304 | | |
| 15 / 381 | 77 / 1956 | 6 / 152 | 400 | 485 | 573 | 1017 | 866 | 1310 | | |
| 15 / 381 | 78 / 1981 | 6 / 152 | 403 | 489 | 578 | 1022 | 873 | 1317 | | |
| 15 / 381 | 79 / 2007 | 6 / 152 | 405 | 492 | 582 | 1026 | 879 | 1323 | | |
| 15 / 381 | 80 / 2032 | 6 / 152 | 408 | 497 | 588 | 1032 | 886 | 1330 | | |
| 15 / 381 | 81 / 2057 | 6 / 152 | 411 | 501 | 593 | 1037 | 892 | 1336 | | |
| 15 / 381 | 82 / 2083 | 6 / 152 | 413 | 504 | 597 | 1041 | 899 | 1343 | | |

Pricing is continued on the following page.

finishing components

Xpress

CEFTU

Top Filler – Upper, Tall and Countertop Cabinets (Continued)

DIMENSIONS
INCHES / MM

PRICING

| | | | FLUSH FRONT (F) OR FLUSH CASE (C) | | | | | |
|----------|------------|---------|-----------------------------------|---------------------------|------------------------|-----------------|-----------------|-----------|
| | | | SOURCE LAMINATE FRONT | FOUNDATION LAMINATE FRONT | GRADE 2 LAMINATE FRONT | FLINTWOOD FRONT | | |
| | | | SIDE FINISH | | | | | |
| D | W | H | Source Laminate | Source Laminate | Source Laminate | Flintwood | Source Laminate | Flintwood |
| 15 / 381 | 83 / 2108 | 6 / 152 | 416 | 508 | 602 | 1046 | 905 | 1349 |
| 15 / 381 | 84 / 2134 | 6 / 152 | 418 | 511 | 607 | 1051 | 912 | 1356 |
| 15 / 381 | 85 / 2159 | 6 / 152 | 421 | 515 | 612 | 1056 | 918 | 1362 |
| 15 / 381 | 86 / 2184 | 6 / 152 | 423 | 518 | 616 | 1060 | 925 | 1369 |
| 15 / 381 | 87 / 2210 | 6 / 152 | 426 | 522 | 621 | 1065 | 931 | 1375 |
| 15 / 381 | 88 / 2235 | 6 / 152 | 428 | 525 | 626 | 1070 | 937 | 1381 |
| 15 / 381 | 89 / 2261 | 6 / 152 | 431 | 529 | 631 | 1075 | 944 | 1388 |
| 15 / 381 | 90 / 2286 | 6 / 152 | 433 | 533 | 635 | 1079 | 950 | 1394 |
| 15 / 381 | 91 / 2311 | 6 / 152 | 436 | 537 | 640 | 1084 | 957 | 1401 |
| 15 / 381 | 92 / 2337 | 6 / 152 | 438 | 540 | 644 | 1088 | 963 | 1407 |
| 15 / 381 | 93 / 2362 | 6 / 152 | 441 | 544 | 650 | 1094 | 970 | 1414 |
| 15 / 381 | 94 / 2388 | 6 / 152 | 443 | 547 | 654 | 1098 | 976 | 1420 |
| 15 / 381 | 95 / 2413 | 6 / 152 | 446 | 551 | 659 | 1103 | 983 | 1427 |
| 15 / 381 | 96 / 2438 | 6 / 152 | 448 | 554 | 663 | 1107 | 989 | 1433 |
| 15 / 381 | 97 / 2464 | 6 / 152 | 451 | 558 | 669 | 1113 | 996 | 1440 |
| 15 / 381 | 98 / 2489 | 6 / 152 | 454 | 562 | 674 | 1118 | 1002 | 1446 |
| 15 / 381 | 99 / 2515 | 6 / 152 | 456 | 565 | 678 | 1122 | 1009 | 1453 |
| 15 / 381 | 100 / 2540 | 6 / 152 | 459 | 570 | 683 | 1127 | 1015 | 1459 |
| 15 / 381 | 101 / 2565 | 6 / 152 | 461 | 573 | 688 | 1132 | 1021 | 1465 |
| 15 / 381 | 102 / 2591 | 6 / 152 | 464 | 577 | 693 | 1137 | 1028 | 1472 |
| 15 / 381 | 103 / 2616 | 6 / 152 | 466 | 580 | 697 | 1141 | 1034 | 1478 |
| 15 / 381 | 104 / 2642 | 6 / 152 | 469 | 584 | 702 | 1146 | 1041 | 1485 |
| 15 / 381 | 105 / 2667 | 6 / 152 | 471 | 587 | 707 | 1151 | 1047 | 1491 |
| 15 / 381 | 106 / 2692 | 6 / 152 | 474 | 591 | 712 | 1156 | 1054 | 1498 |
| 15 / 381 | 107 / 2718 | 6 / 152 | 476 | 594 | 716 | 1160 | 1060 | 1504 |
| 20 / 508 | 12 / 305 | 6 / 152 | 234 | 248 | 261 | 722 | 460 | 921 |
| 20 / 508 | 13 / 330 | 6 / 152 | 236 | 251 | 266 | 727 | 465 | 926 |
| 20 / 508 | 14 / 356 | 6 / 152 | 238 | 254 | 270 | 731 | 471 | 932 |
| 20 / 508 | 15 / 381 | 6 / 152 | 241 | 258 | 275 | 736 | 477 | 938 |
| 20 / 508 | 16 / 406 | 6 / 152 | 243 | 261 | 279 | 740 | 483 | 944 |
| 20 / 508 | 17 / 432 | 6 / 152 | 246 | 265 | 285 | 746 | 489 | 950 |
| 20 / 508 | 18 / 457 | 6 / 152 | 248 | 268 | 289 | 750 | 495 | 956 |
| 20 / 508 | 19 / 483 | 6 / 152 | 251 | 272 | 294 | 755 | 501 | 962 |
| 20 / 508 | 20 / 508 | 6 / 152 | 253 | 276 | 298 | 759 | 507 | 968 |
| 20 / 508 | 21 / 533 | 6 / 152 | 255 | 279 | 303 | 764 | 512 | 973 |
| 20 / 508 | 22 / 559 | 6 / 152 | 258 | 283 | 308 | 769 | 518 | 979 |
| 20 / 508 | 23 / 584 | 6 / 152 | 260 | 286 | 312 | 773 | 524 | 985 |
| 20 / 508 | 24 / 610 | 6 / 152 | 263 | 290 | 317 | 778 | 530 | 991 |
| 20 / 508 | 25 / 635 | 6 / 152 | 265 | 293 | 321 | 782 | 536 | 997 |
| 20 / 508 | 26 / 660 | 6 / 152 | 268 | 297 | 327 | 788 | 542 | 1003 |
| 20 / 508 | 27 / 686 | 6 / 152 | 270 | 300 | 331 | 792 | 548 | 1009 |
| 20 / 508 | 28 / 711 | 6 / 152 | 272 | 303 | 335 | 796 | 554 | 1015 |
| 20 / 508 | 29 / 737 | 6 / 152 | 275 | 307 | 340 | 801 | 559 | 1020 |
| 20 / 508 | 30 / 762 | 6 / 152 | 277 | 311 | 345 | 806 | 565 | 1026 |
| 20 / 508 | 31 / 787 | 6 / 152 | 280 | 315 | 350 | 811 | 571 | 1032 |
| 20 / 508 | 32 / 813 | 6 / 152 | 282 | 318 | 354 | 815 | 577 | 1038 |
| 20 / 508 | 33 / 838 | 6 / 152 | 285 | 322 | 359 | 820 | 583 | 1044 |
| 20 / 508 | 34 / 867 | 6 / 152 | 287 | 325 | 364 | 825 | 589 | 1050 |
| 20 / 508 | 35 / 889 | 6 / 152 | 289 | 328 | 368 | 829 | 595 | 1056 |

Pricing is continued on the following page.

CEAFTU

Top Filler – Upper, Tall and Countertop Cabinets (Continued)

DIMENSIONS
INCHES / MM

PRICING

| | | | FLUSH FRONT (F) OR FLUSH CASE (C) | | | | | | | |
|----------|-----------|---------|-----------------------------------|-----------------|---------------------------|-----------|------------------------|-----------|-----------------|--|
| | | | SOURCE LAMINATE FRONT | | FOUNDATION LAMINATE FRONT | | GRADE 2 LAMINATE FRONT | | FLINTWOOD FRONT | |
| | | | SIDE FINISH | | | | | | | |
| D | W | H | Source Laminate | Source Laminate | Source Laminate | Flintwood | Source Laminate | Flintwood | | |
| 20 / 508 | 36 / 914 | 6 / 152 | 292 | 332 | 373 | 834 | 600 | 1061 | | |
| 20 / 508 | 37 / 940 | 6 / 152 | 294 | 335 | 377 | 838 | 606 | 1067 | | |
| 20 / 508 | 38 / 965 | 6 / 152 | 297 | 339 | 383 | 844 | 612 | 1073 | | |
| 20 / 508 | 39 / 991 | 6 / 152 | 299 | 342 | 387 | 848 | 618 | 1079 | | |
| 20 / 508 | 40 / 1016 | 6 / 152 | 302 | 347 | 392 | 853 | 624 | 1085 | | |
| 20 / 508 | 41 / 1041 | 6 / 152 | 304 | 350 | 396 | 857 | 630 | 1091 | | |
| 20 / 508 | 42 / 1067 | 6 / 152 | 306 | 353 | 401 | 862 | 636 | 1097 | | |
| 20 / 508 | 43 / 1092 | 6 / 152 | 309 | 357 | 406 | 867 | 642 | 1103 | | |
| 20 / 508 | 44 / 1118 | 6 / 152 | 311 | 360 | 410 | 871 | 647 | 1108 | | |
| 20 / 508 | 45 / 1143 | 6 / 152 | 314 | 364 | 415 | 876 | 653 | 1114 | | |
| 20 / 508 | 46 / 1168 | 6 / 152 | 316 | 367 | 419 | 880 | 659 | 1120 | | |
| 20 / 508 | 47 / 1194 | 6 / 152 | 319 | 371 | 425 | 886 | 665 | 1126 | | |
| 20 / 508 | 48 / 1219 | 6 / 152 | 321 | 374 | 429 | 890 | 671 | 1132 | | |
| 20 / 508 | 49 / 1245 | 6 / 152 | 324 | 378 | 434 | 895 | 678 | 1139 | | |
| 20 / 508 | 50 / 1270 | 6 / 152 | 326 | 382 | 438 | 899 | 684 | 1145 | | |
| 20 / 508 | 51 / 1295 | 6 / 152 | 329 | 386 | 444 | 905 | 691 | 1152 | | |
| 20 / 508 | 52 / 1321 | 6 / 152 | 331 | 389 | 448 | 909 | 697 | 1158 | | |
| 20 / 508 | 53 / 1346 | 6 / 152 | 334 | 393 | 453 | 914 | 704 | 1165 | | |
| 20 / 508 | 54 / 1372 | 6 / 152 | 351 | 411 | 472 | 933 | 725 | 1186 | | |
| 20 / 508 | 55 / 1397 | 6 / 152 | 354 | 415 | 478 | 939 | 732 | 1193 | | |
| 20 / 508 | 56 / 1422 | 6 / 152 | 356 | 418 | 482 | 943 | 739 | 1200 | | |
| 20 / 508 | 57 / 1448 | 6 / 152 | 359 | 422 | 487 | 948 | 745 | 1206 | | |
| 20 / 508 | 58 / 1473 | 6 / 152 | 361 | 425 | 491 | 952 | 752 | 1213 | | |
| 20 / 508 | 59 / 1499 | 6 / 152 | 364 | 429 | 497 | 958 | 758 | 1219 | | |
| 20 / 508 | 60 / 1524 | 6 / 152 | 366 | 433 | 501 | 962 | 765 | 1226 | | |
| 20 / 508 | 61 / 1549 | 6 / 152 | 369 | 437 | 506 | 967 | 772 | 1233 | | |
| 20 / 508 | 62 / 1575 | 6 / 152 | 371 | 440 | 510 | 971 | 778 | 1239 | | |
| 20 / 508 | 63 / 1600 | 6 / 152 | 374 | 444 | 516 | 977 | 785 | 1246 | | |
| 20 / 508 | 64 / 1626 | 6 / 152 | 377 | 448 | 521 | 982 | 791 | 1252 | | |
| 20 / 508 | 65 / 1651 | 6 / 152 | 379 | 451 | 525 | 986 | 798 | 1259 | | |
| 20 / 508 | 66 / 1676 | 6 / 152 | 382 | 455 | 530 | 991 | 805 | 1266 | | |
| 20 / 508 | 67 / 1702 | 6 / 152 | 384 | 458 | 535 | 996 | 811 | 1272 | | |
| 20 / 508 | 68 / 1727 | 6 / 152 | 387 | 462 | 540 | 1001 | 818 | 1279 | | |
| 20 / 508 | 69 / 1753 | 6 / 152 | 389 | 465 | 544 | 1005 | 824 | 1285 | | |
| 20 / 508 | 70 / 1778 | 6 / 152 | 392 | 470 | 549 | 1010 | 831 | 1292 | | |
| 20 / 508 | 71 / 1803 | 6 / 152 | 394 | 473 | 553 | 1014 | 837 | 1298 | | |
| 20 / 508 | 72 / 1829 | 6 / 152 | 397 | 477 | 559 | 1020 | 844 | 1305 | | |
| 20 / 508 | 73 / 1854 | 6 / 152 | 399 | 480 | 563 | 1024 | 851 | 1312 | | |
| 20 / 508 | 74 / 1880 | 6 / 152 | 402 | 484 | 568 | 1029 | 857 | 1318 | | |
| 20 / 508 | 75 / 1905 | 6 / 152 | 404 | 487 | 572 | 1033 | 864 | 1325 | | |
| 20 / 508 | 76 / 1930 | 6 / 152 | 407 | 491 | 578 | 1039 | 870 | 1331 | | |
| 20 / 508 | 77 / 1956 | 6 / 152 | 409 | 494 | 582 | 1043 | 877 | 1338 | | |
| 20 / 508 | 78 / 1981 | 6 / 152 | 412 | 498 | 587 | 1048 | 884 | 1345 | | |
| 20 / 508 | 79 / 2007 | 6 / 152 | 414 | 501 | 591 | 1052 | 890 | 1351 | | |
| 20 / 508 | 80 / 2032 | 6 / 152 | 417 | 506 | 597 | 1058 | 897 | 1358 | | |
| 20 / 508 | 81 / 2057 | 6 / 152 | 420 | 510 | 602 | 1063 | 903 | 1364 | | |
| 20 / 508 | 82 / 2083 | 6 / 152 | 422 | 513 | 606 | 1067 | 910 | 1371 | | |
| 20 / 508 | 83 / 2108 | 6 / 152 | 425 | 517 | 611 | 1072 | 917 | 1378 | | |
| 20 / 508 | 84 / 2134 | 6 / 152 | 427 | 520 | 616 | 1077 | 923 | 1384 | | |
| 20 / 508 | 85 / 2159 | 6 / 152 | 430 | 524 | 621 | 1082 | 930 | 1391 | | |

Pricing is continued on the following page.

finishing components

Xpress

CEFTU

Top Filler – Upper, Tall and Countertop Cabinets (Continued)

DIMENSIONS
INCHES / MM

PRICING

| DIMENSIONS | | | PRICING | | | | | |
|------------|------------|---------|-----------------------------------|---------------------------|------------------------|-----------------|-----------------|-----------|
| | | | FLUSH FRONT (F) OR FLUSH CASE (C) | | | | | |
| | | | SOURCE LAMINATE FRONT | FOUNDATION LAMINATE FRONT | GRADE 2 LAMINATE FRONT | FLINTWOOD FRONT | | |
| | | | SIDE FINISH | | | | | |
| D | W | H | Source Laminate | Source Laminate | Source Laminate | Flintwood | Source Laminate | Flintwood |
| 20 / 508 | 86 / 2184 | 6 / 152 | 432 | 527 | 625 | 1086 | 936 | 1397 |
| 20 / 508 | 87 / 2210 | 6 / 152 | 435 | 531 | 630 | 1091 | 943 | 1404 |
| 20 / 508 | 88 / 2235 | 6 / 152 | 437 | 534 | 635 | 1096 | 949 | 1410 |
| 20 / 508 | 89 / 2261 | 6 / 152 | 440 | 538 | 640 | 1101 | 956 | 1417 |
| 20 / 508 | 90 / 2286 | 6 / 152 | 442 | 542 | 644 | 1105 | 963 | 1424 |
| 20 / 508 | 91 / 2311 | 6 / 152 | 445 | 546 | 649 | 1110 | 969 | 1430 |
| 20 / 508 | 92 / 2337 | 6 / 152 | 447 | 549 | 653 | 1114 | 976 | 1437 |
| 20 / 508 | 93 / 2362 | 6 / 152 | 450 | 553 | 659 | 1120 | 982 | 1443 |
| 20 / 508 | 94 / 2388 | 6 / 152 | 452 | 556 | 663 | 1124 | 989 | 1450 |
| 20 / 508 | 95 / 2413 | 6 / 152 | 455 | 560 | 668 | 1129 | 996 | 1457 |
| 20 / 508 | 96 / 2438 | 6 / 152 | 457 | 563 | 672 | 1133 | 1002 | 1463 |
| 20 / 508 | 97 / 2464 | 6 / 152 | 460 | 567 | 678 | 1139 | 1009 | 1470 |
| 20 / 508 | 98 / 2489 | 6 / 152 | 463 | 571 | 683 | 1144 | 1015 | 1476 |
| 20 / 508 | 99 / 2515 | 6 / 152 | 465 | 574 | 687 | 1148 | 1022 | 1483 |
| 20 / 508 | 100 / 2540 | 6 / 152 | 468 | 579 | 692 | 1153 | 1029 | 1490 |
| 20 / 508 | 101 / 2565 | 6 / 152 | 470 | 582 | 697 | 1158 | 1035 | 1496 |
| 20 / 508 | 102 / 2591 | 6 / 152 | 473 | 586 | 702 | 1163 | 1042 | 1503 |
| 20 / 508 | 103 / 2616 | 6 / 152 | 475 | 589 | 706 | 1167 | 1048 | 1509 |
| 20 / 508 | 104 / 2642 | 6 / 152 | 478 | 593 | 711 | 1172 | 1055 | 1516 |
| 20 / 508 | 105 / 2667 | 6 / 152 | 480 | 596 | 716 | 1177 | 1061 | 1522 |
| 20 / 508 | 106 / 2692 | 6 / 152 | 483 | 600 | 721 | 1182 | 1068 | 1529 |
| 20 / 508 | 107 / 2718 | 6 / 152 | 485 | 603 | 725 | 1186 | 1075 | 1536 |
| 24 / 610 | 12 / 305 | 6 / 152 | 241 | 255 | 268 | 747 | 458 | 937 |
| 24 / 610 | 13 / 330 | 6 / 152 | 243 | 258 | 273 | 752 | 464 | 943 |
| 24 / 610 | 14 / 356 | 6 / 152 | 246 | 262 | 278 | 757 | 470 | 949 |
| 24 / 610 | 15 / 381 | 6 / 152 | 248 | 265 | 282 | 761 | 476 | 955 |
| 24 / 610 | 16 / 406 | 6 / 152 | 250 | 268 | 286 | 765 | 482 | 961 |
| 24 / 610 | 17 / 432 | 6 / 152 | 253 | 272 | 292 | 771 | 487 | 966 |
| 24 / 610 | 18 / 457 | 6 / 152 | 255 | 275 | 296 | 775 | 493 | 972 |
| 24 / 610 | 19 / 483 | 6 / 152 | 258 | 279 | 301 | 780 | 499 | 978 |
| 24 / 610 | 20 / 508 | 6 / 152 | 260 | 283 | 305 | 784 | 505 | 984 |
| 24 / 610 | 21 / 533 | 6 / 152 | 263 | 287 | 311 | 790 | 511 | 990 |
| 24 / 610 | 22 / 559 | 6 / 152 | 265 | 290 | 315 | 794 | 517 | 996 |
| 24 / 610 | 23 / 584 | 6 / 152 | 267 | 293 | 319 | 798 | 523 | 1002 |
| 24 / 610 | 24 / 610 | 6 / 152 | 270 | 297 | 324 | 803 | 529 | 1008 |
| 24 / 610 | 25 / 635 | 6 / 152 | 272 | 300 | 328 | 807 | 535 | 1014 |
| 24 / 610 | 26 / 660 | 6 / 152 | 275 | 304 | 334 | 813 | 541 | 1020 |
| 24 / 610 | 27 / 686 | 6 / 152 | 277 | 307 | 338 | 817 | 547 | 1026 |
| 24 / 610 | 28 / 711 | 6 / 152 | 280 | 311 | 343 | 822 | 553 | 1032 |
| 24 / 610 | 29 / 737 | 6 / 152 | 282 | 314 | 347 | 826 | 559 | 1038 |
| 24 / 610 | 30 / 762 | 6 / 152 | 284 | 318 | 352 | 831 | 565 | 1044 |
| 24 / 610 | 31 / 787 | 6 / 152 | 287 | 322 | 357 | 836 | 571 | 1050 |
| 24 / 610 | 32 / 813 | 6 / 152 | 289 | 325 | 361 | 840 | 577 | 1056 |
| 24 / 610 | 33 / 838 | 6 / 152 | 292 | 329 | 366 | 845 | 583 | 1062 |
| 24 / 610 | 34 / 867 | 6 / 152 | 294 | 332 | 371 | 850 | 589 | 1068 |
| 24 / 610 | 35 / 889 | 6 / 152 | 297 | 336 | 376 | 855 | 595 | 1074 |
| 24 / 610 | 36 / 914 | 6 / 152 | 299 | 339 | 380 | 859 | 601 | 1080 |
| 24 / 610 | 37 / 940 | 6 / 152 | 301 | 342 | 384 | 863 | 607 | 1086 |
| 24 / 610 | 38 / 965 | 6 / 152 | 304 | 346 | 390 | 869 | 613 | 1092 |

Pricing is continued on the following page.

CEAFTU

Top Filler – Upper, Tall and Countertop Cabinets (Continued)

DIMENSIONS
INCHES / MM

PRICING

| DIMENSIONS | | | FLUSH FRONT (F) OR FLUSH CASE (C) | | | | | | | |
|------------|-----------|---------|-----------------------------------|-----------------|---------------------------|-----------|------------------------|-----------|-----------------|--|
| | | | SOURCE LAMINATE FRONT | | FOUNDATION LAMINATE FRONT | | GRADE 2 LAMINATE FRONT | | FLINTWOOD FRONT | |
| | | | SIDE FINISH | | | | | | | |
| D | W | H | Source Laminate | Source Laminate | Source Laminate | Flintwood | Source Laminate | Flintwood | | |
| 24 / 610 | 39 / 991 | 6 / 152 | 306 | 349 | 394 | 873 | 619 | 1098 | | |
| 24 / 610 | 40 / 1016 | 6 / 152 | 309 | 354 | 399 | 878 | 625 | 1104 | | |
| 24 / 610 | 41 / 1041 | 6 / 152 | 311 | 357 | 403 | 882 | 630 | 1109 | | |
| 24 / 610 | 42 / 1067 | 6 / 152 | 314 | 361 | 409 | 888 | 636 | 1115 | | |
| 24 / 610 | 43 / 1092 | 6 / 152 | 316 | 364 | 413 | 892 | 642 | 1121 | | |
| 24 / 610 | 44 / 1118 | 6 / 152 | 318 | 367 | 417 | 896 | 648 | 1127 | | |
| 24 / 610 | 45 / 1143 | 6 / 152 | 321 | 371 | 422 | 901 | 654 | 1133 | | |
| 24 / 610 | 46 / 1168 | 6 / 152 | 323 | 374 | 426 | 905 | 660 | 1139 | | |
| 24 / 610 | 47 / 1194 | 6 / 152 | 326 | 378 | 432 | 911 | 666 | 1145 | | |
| 24 / 610 | 48 / 1219 | 6 / 152 | 328 | 381 | 436 | 915 | 672 | 1151 | | |
| 24 / 610 | 49 / 1245 | 6 / 152 | 331 | 385 | 441 | 920 | 679 | 1158 | | |
| 24 / 610 | 50 / 1270 | 6 / 152 | 333 | 389 | 445 | 924 | 686 | 1165 | | |
| 24 / 610 | 51 / 1295 | 6 / 152 | 336 | 393 | 451 | 930 | 692 | 1171 | | |
| 24 / 610 | 52 / 1321 | 6 / 152 | 338 | 396 | 455 | 934 | 699 | 1178 | | |
| 24 / 610 | 53 / 1346 | 6 / 152 | 341 | 400 | 460 | 939 | 706 | 1185 | | |
| 24 / 610 | 54 / 1372 | 6 / 152 | 358 | 418 | 479 | 958 | 727 | 1206 | | |
| 24 / 610 | 55 / 1397 | 6 / 152 | 361 | 422 | 485 | 964 | 734 | 1213 | | |
| 24 / 610 | 56 / 1422 | 6 / 152 | 363 | 425 | 489 | 968 | 741 | 1220 | | |
| 24 / 610 | 57 / 1448 | 6 / 152 | 366 | 429 | 494 | 973 | 747 | 1226 | | |
| 24 / 610 | 58 / 1473 | 6 / 152 | 368 | 432 | 498 | 977 | 754 | 1233 | | |
| 24 / 610 | 59 / 1499 | 6 / 152 | 371 | 436 | 504 | 983 | 761 | 1240 | | |
| 24 / 610 | 60 / 1524 | 6 / 152 | 374 | 441 | 509 | 988 | 768 | 1247 | | |
| 24 / 610 | 61 / 1549 | 6 / 152 | 376 | 444 | 513 | 992 | 774 | 1253 | | |
| 24 / 610 | 62 / 1575 | 6 / 152 | 379 | 448 | 518 | 997 | 781 | 1260 | | |
| 24 / 610 | 63 / 1600 | 6 / 152 | 381 | 451 | 523 | 1002 | 788 | 1267 | | |
| 24 / 610 | 64 / 1626 | 6 / 152 | 384 | 455 | 528 | 1007 | 794 | 1273 | | |
| 24 / 610 | 65 / 1651 | 6 / 152 | 386 | 458 | 532 | 1011 | 801 | 1280 | | |
| 24 / 610 | 66 / 1676 | 6 / 152 | 389 | 462 | 537 | 1016 | 808 | 1287 | | |
| 24 / 610 | 67 / 1702 | 6 / 152 | 391 | 465 | 542 | 1021 | 814 | 1293 | | |
| 24 / 610 | 68 / 1727 | 6 / 152 | 394 | 469 | 547 | 1026 | 821 | 1300 | | |
| 24 / 610 | 69 / 1753 | 6 / 152 | 396 | 472 | 551 | 1030 | 828 | 1307 | | |
| 24 / 610 | 70 / 1778 | 6 / 152 | 399 | 477 | 556 | 1035 | 834 | 1313 | | |
| 24 / 610 | 71 / 1803 | 6 / 152 | 401 | 480 | 560 | 1039 | 841 | 1320 | | |
| 24 / 610 | 72 / 1829 | 6 / 152 | 404 | 484 | 566 | 1045 | 848 | 1327 | | |
| 24 / 610 | 73 / 1854 | 6 / 152 | 406 | 487 | 570 | 1049 | 854 | 1333 | | |
| 24 / 610 | 74 / 1880 | 6 / 152 | 409 | 491 | 575 | 1054 | 861 | 1340 | | |
| 24 / 610 | 75 / 1905 | 6 / 152 | 411 | 494 | 579 | 1058 | 868 | 1347 | | |
| 24 / 610 | 76 / 1930 | 6 / 152 | 414 | 498 | 585 | 1064 | 875 | 1354 | | |
| 24 / 610 | 77 / 1956 | 6 / 152 | 417 | 502 | 590 | 1069 | 881 | 1360 | | |
| 24 / 610 | 78 / 1981 | 6 / 152 | 419 | 505 | 594 | 1073 | 888 | 1367 | | |
| 24 / 610 | 79 / 2007 | 6 / 152 | 422 | 509 | 599 | 1078 | 895 | 1374 | | |
| 24 / 610 | 80 / 2032 | 6 / 152 | 424 | 513 | 604 | 1083 | 901 | 1380 | | |
| 24 / 610 | 81 / 2057 | 6 / 152 | 427 | 517 | 609 | 1088 | 908 | 1387 | | |
| 24 / 610 | 82 / 2083 | 6 / 152 | 429 | 520 | 613 | 1092 | 915 | 1394 | | |
| 24 / 610 | 83 / 2108 | 6 / 152 | 432 | 524 | 618 | 1097 | 921 | 1400 | | |
| 24 / 610 | 84 / 2134 | 6 / 152 | 434 | 527 | 623 | 1102 | 928 | 1407 | | |
| 24 / 610 | 85 / 2159 | 6 / 152 | 437 | 531 | 628 | 1107 | 935 | 1414 | | |
| 24 / 610 | 86 / 2184 | 6 / 152 | 439 | 534 | 632 | 1111 | 941 | 1420 | | |
| 24 / 610 | 87 / 2210 | 6 / 152 | 442 | 538 | 637 | 1116 | 948 | 1427 | | |
| 24 / 610 | 88 / 2235 | 6 / 152 | 444 | 541 | 642 | 1121 | 955 | 1434 | | |

Pricing is continued on the following page.

finishing components

Xpress

CEFTU

Top Filler – Upper, Tall and Countertop Cabinets (Continued)

DIMENSIONS
INCHES / MM

PRICING

| | | | FLUSH FRONT (F) OR FLUSH CASE (C) | | | | | |
|----------|------------|---------|-----------------------------------|---------------------------|------------------------|-----------------|-----------------|-----------|
| | | | SOURCE LAMINATE FRONT | FOUNDATION LAMINATE FRONT | GRADE 2 LAMINATE FRONT | FLINTWOOD FRONT | | |
| | | | SIDE FINISH | | | | | |
| D | W | H | Source Laminate | Source Laminate | Source Laminate | Flintwood | Source Laminate | Flintwood |
| 24 / 610 | 89 / 2261 | 6 / 152 | 447 | 545 | 647 | 1126 | 962 | 1441 |
| 24 / 610 | 90 / 2286 | 6 / 152 | 449 | 549 | 651 | 1130 | 968 | 1447 |
| 24 / 610 | 91 / 2311 | 6 / 152 | 452 | 553 | 656 | 1135 | 975 | 1454 |
| 24 / 610 | 92 / 2337 | 6 / 152 | 454 | 556 | 660 | 1139 | 982 | 1461 |
| 24 / 610 | 93 / 2362 | 6 / 152 | 457 | 560 | 666 | 1145 | 988 | 1467 |
| 24 / 610 | 94 / 2388 | 6 / 152 | 460 | 564 | 671 | 1150 | 995 | 1474 |
| 24 / 610 | 95 / 2413 | 6 / 152 | 462 | 567 | 675 | 1154 | 1002 | 1481 |
| 24 / 610 | 96 / 2438 | 6 / 152 | 465 | 571 | 680 | 1159 | 1008 | 1487 |
| 24 / 610 | 97 / 2464 | 6 / 152 | 467 | 574 | 685 | 1164 | 1015 | 1494 |
| 24 / 610 | 98 / 2489 | 6 / 152 | 470 | 578 | 690 | 1169 | 1022 | 1501 |
| 24 / 610 | 99 / 2515 | 6 / 152 | 472 | 581 | 694 | 1173 | 1028 | 1507 |
| 24 / 610 | 100 / 2540 | 6 / 152 | 475 | 586 | 699 | 1178 | 1035 | 1514 |
| 24 / 610 | 101 / 2565 | 6 / 152 | 477 | 589 | 704 | 1183 | 1042 | 1521 |
| 24 / 610 | 102 / 2591 | 6 / 152 | 480 | 593 | 709 | 1188 | 1049 | 1528 |
| 24 / 610 | 103 / 2616 | 6 / 152 | 482 | 596 | 713 | 1192 | 1055 | 1534 |
| 24 / 610 | 104 / 2642 | 6 / 152 | 485 | 600 | 718 | 1197 | 1062 | 1541 |
| 24 / 610 | 105 / 2667 | 6 / 152 | 487 | 603 | 723 | 1202 | 1069 | 1548 |
| 24 / 610 | 106 / 2692 | 6 / 152 | 490 | 607 | 728 | 1207 | 1075 | 1554 |
| 24 / 610 | 107 / 2718 | 6 / 152 | 492 | 610 | 732 | 1211 | 1082 | 1561 |
| 29 / 737 | 12 / 305 | 6 / 152 | 250 | 264 | 277 | 773 | 461 | 957 |
| 29 / 737 | 13 / 330 | 6 / 152 | 252 | 267 | 282 | 778 | 467 | 963 |
| 29 / 737 | 14 / 356 | 6 / 152 | 255 | 271 | 287 | 783 | 473 | 969 |
| 29 / 737 | 15 / 381 | 6 / 152 | 257 | 274 | 291 | 787 | 479 | 975 |
| 29 / 737 | 16 / 406 | 6 / 152 | 259 | 277 | 295 | 791 | 485 | 981 |
| 29 / 737 | 17 / 432 | 6 / 152 | 262 | 281 | 301 | 797 | 491 | 987 |
| 29 / 737 | 18 / 457 | 6 / 152 | 264 | 284 | 305 | 801 | 497 | 993 |
| 29 / 737 | 19 / 483 | 6 / 152 | 267 | 288 | 310 | 806 | 503 | 999 |
| 29 / 737 | 20 / 508 | 6 / 152 | 269 | 292 | 314 | 810 | 509 | 1005 |
| 29 / 737 | 21 / 533 | 6 / 152 | 272 | 296 | 320 | 816 | 515 | 1011 |
| 29 / 737 | 22 / 559 | 6 / 152 | 274 | 299 | 324 | 820 | 521 | 1017 |
| 29 / 737 | 23 / 584 | 6 / 152 | 276 | 302 | 328 | 824 | 527 | 1023 |
| 29 / 737 | 24 / 610 | 6 / 152 | 279 | 306 | 333 | 829 | 533 | 1029 |
| 29 / 737 | 25 / 635 | 6 / 152 | 281 | 309 | 337 | 833 | 540 | 1036 |
| 29 / 737 | 26 / 660 | 6 / 152 | 284 | 313 | 343 | 839 | 546 | 1042 |
| 29 / 737 | 27 / 686 | 6 / 152 | 286 | 316 | 347 | 843 | 552 | 1048 |
| 29 / 737 | 28 / 711 | 6 / 152 | 289 | 320 | 352 | 848 | 558 | 1054 |
| 29 / 737 | 29 / 737 | 6 / 152 | 291 | 323 | 356 | 852 | 564 | 1060 |
| 29 / 737 | 30 / 762 | 6 / 152 | 293 | 327 | 361 | 857 | 570 | 1066 |
| 29 / 737 | 31 / 787 | 6 / 152 | 296 | 331 | 366 | 862 | 576 | 1072 |
| 29 / 737 | 32 / 813 | 6 / 152 | 298 | 334 | 370 | 866 | 582 | 1078 |
| 29 / 737 | 33 / 838 | 6 / 152 | 301 | 338 | 375 | 871 | 588 | 1084 |
| 29 / 737 | 34 / 867 | 6 / 152 | 303 | 341 | 380 | 876 | 594 | 1090 |
| 29 / 737 | 35 / 889 | 6 / 152 | 306 | 345 | 385 | 881 | 600 | 1096 |
| 29 / 737 | 36 / 914 | 6 / 152 | 308 | 348 | 389 | 885 | 606 | 1102 |
| 29 / 737 | 37 / 940 | 6 / 152 | 310 | 351 | 393 | 889 | 612 | 1108 |
| 29 / 737 | 38 / 965 | 6 / 152 | 313 | 355 | 399 | 895 | 618 | 1114 |
| 29 / 737 | 39 / 991 | 6 / 152 | 315 | 358 | 403 | 899 | 625 | 1121 |
| 29 / 737 | 40 / 1016 | 6 / 152 | 318 | 363 | 408 | 904 | 631 | 1127 |
| 29 / 737 | 41 / 1041 | 6 / 152 | 320 | 366 | 412 | 908 | 637 | 1133 |

Pricing is continued on the following page.

CEAFTU

Top Filler – Upper, Tall and Countertop Cabinets (Continued)

DIMENSIONS
INCHES / MM

PRICING

| DIMENSIONS | | | FLUSH FRONT (F) OR FLUSH CASE (C) | | | | | | | |
|------------|-----------|---------|-----------------------------------|-----------------|---------------------------|-----------|------------------------|-----------|-----------------|--|
| | | | SOURCE LAMINATE FRONT | | FOUNDATION LAMINATE FRONT | | GRADE 2 LAMINATE FRONT | | FLINTWOOD FRONT | |
| | | | SIDE FINISH | | | | | | | |
| D | W | H | Source Laminate | Source Laminate | Source Laminate | Flintwood | Source Laminate | Flintwood | | |
| 29 / 737 | 42 / 1067 | 6 / 152 | 323 | 370 | 418 | 914 | 643 | 1139 | | |
| 29 / 737 | 43 / 1092 | 6 / 152 | 325 | 373 | 422 | 918 | 649 | 1145 | | |
| 29 / 737 | 44 / 1118 | 6 / 152 | 327 | 376 | 426 | 922 | 655 | 1151 | | |
| 29 / 737 | 45 / 1143 | 6 / 152 | 330 | 380 | 431 | 927 | 661 | 1157 | | |
| 29 / 737 | 46 / 1168 | 6 / 152 | 332 | 383 | 435 | 931 | 667 | 1163 | | |
| 29 / 737 | 47 / 1194 | 6 / 152 | 335 | 387 | 441 | 937 | 673 | 1169 | | |
| 29 / 737 | 48 / 1219 | 6 / 152 | 337 | 390 | 445 | 941 | 679 | 1175 | | |
| 29 / 737 | 49 / 1245 | 6 / 152 | 340 | 394 | 450 | 946 | 686 | 1182 | | |
| 29 / 737 | 50 / 1270 | 6 / 152 | 342 | 398 | 454 | 950 | 693 | 1189 | | |
| 29 / 737 | 51 / 1295 | 6 / 152 | 345 | 402 | 460 | 956 | 699 | 1195 | | |
| 29 / 737 | 52 / 1321 | 6 / 152 | 347 | 405 | 464 | 960 | 706 | 1202 | | |
| 29 / 737 | 53 / 1346 | 6 / 152 | 350 | 409 | 469 | 965 | 713 | 1209 | | |
| 29 / 737 | 54 / 1372 | 6 / 152 | 367 | 427 | 488 | 984 | 734 | 1230 | | |
| 29 / 737 | 55 / 1397 | 6 / 152 | 370 | 431 | 494 | 990 | 741 | 1237 | | |
| 29 / 737 | 56 / 1422 | 6 / 152 | 372 | 434 | 498 | 994 | 748 | 1244 | | |
| 29 / 737 | 57 / 1448 | 6 / 152 | 375 | 438 | 503 | 999 | 755 | 1251 | | |
| 29 / 737 | 58 / 1473 | 6 / 152 | 377 | 441 | 507 | 1003 | 761 | 1257 | | |
| 29 / 737 | 59 / 1499 | 6 / 152 | 380 | 445 | 513 | 1009 | 768 | 1264 | | |
| 29 / 737 | 60 / 1524 | 6 / 152 | 383 | 450 | 518 | 1014 | 775 | 1271 | | |
| 29 / 737 | 61 / 1549 | 6 / 152 | 385 | 453 | 522 | 1018 | 781 | 1277 | | |
| 29 / 737 | 62 / 1575 | 6 / 152 | 388 | 457 | 527 | 1023 | 788 | 1284 | | |
| 29 / 737 | 63 / 1600 | 6 / 152 | 390 | 460 | 532 | 1028 | 795 | 1291 | | |
| 29 / 737 | 64 / 1626 | 6 / 152 | 393 | 464 | 537 | 1033 | 802 | 1298 | | |
| 29 / 737 | 65 / 1651 | 6 / 152 | 395 | 467 | 541 | 1037 | 808 | 1304 | | |
| 29 / 737 | 66 / 1676 | 6 / 152 | 398 | 471 | 546 | 1042 | 815 | 1311 | | |
| 29 / 737 | 67 / 1702 | 6 / 152 | 400 | 474 | 551 | 1047 | 822 | 1318 | | |
| 29 / 737 | 68 / 1727 | 6 / 152 | 403 | 478 | 556 | 1052 | 828 | 1324 | | |
| 29 / 737 | 69 / 1753 | 6 / 152 | 405 | 481 | 560 | 1056 | 835 | 1331 | | |
| 29 / 737 | 70 / 1778 | 6 / 152 | 408 | 486 | 565 | 1061 | 842 | 1338 | | |
| 29 / 737 | 71 / 1803 | 6 / 152 | 410 | 489 | 569 | 1065 | 848 | 1344 | | |
| 29 / 737 | 72 / 1829 | 6 / 152 | 413 | 493 | 575 | 1071 | 855 | 1351 | | |
| 29 / 737 | 73 / 1854 | 6 / 152 | 415 | 496 | 579 | 1075 | 862 | 1358 | | |
| 29 / 737 | 74 / 1880 | 6 / 152 | 418 | 500 | 584 | 1080 | 869 | 1365 | | |
| 29 / 737 | 75 / 1905 | 6 / 152 | 420 | 503 | 588 | 1084 | 875 | 1371 | | |
| 29 / 737 | 76 / 1930 | 6 / 152 | 423 | 507 | 594 | 1090 | 882 | 1378 | | |
| 29 / 737 | 77 / 1956 | 6 / 152 | 426 | 511 | 599 | 1095 | 889 | 1385 | | |
| 29 / 737 | 78 / 1981 | 6 / 152 | 428 | 514 | 603 | 1099 | 895 | 1391 | | |
| 29 / 737 | 79 / 2007 | 6 / 152 | 431 | 518 | 608 | 1104 | 902 | 1398 | | |
| 29 / 737 | 80 / 2032 | 6 / 152 | 433 | 522 | 613 | 1109 | 909 | 1405 | | |
| 29 / 737 | 81 / 2057 | 6 / 152 | 436 | 526 | 618 | 1114 | 915 | 1411 | | |
| 29 / 737 | 82 / 2083 | 6 / 152 | 438 | 529 | 622 | 1118 | 922 | 1418 | | |
| 29 / 737 | 83 / 2108 | 6 / 152 | 441 | 533 | 627 | 1123 | 929 | 1425 | | |
| 29 / 737 | 84 / 2134 | 6 / 152 | 443 | 536 | 632 | 1128 | 936 | 1432 | | |
| 29 / 737 | 85 / 2159 | 6 / 152 | 446 | 540 | 637 | 1133 | 942 | 1438 | | |
| 29 / 737 | 86 / 2184 | 6 / 152 | 448 | 543 | 641 | 1137 | 949 | 1445 | | |
| 29 / 737 | 87 / 2210 | 6 / 152 | 451 | 547 | 646 | 1142 | 956 | 1452 | | |
| 29 / 737 | 88 / 2235 | 6 / 152 | 453 | 550 | 651 | 1147 | 962 | 1458 | | |
| 29 / 737 | 89 / 2261 | 6 / 152 | 456 | 554 | 656 | 1152 | 969 | 1465 | | |
| 29 / 737 | 90 / 2286 | 6 / 152 | 458 | 558 | 660 | 1156 | 976 | 1472 | | |
| 29 / 737 | 91 / 2311 | 6 / 152 | 461 | 562 | 665 | 1161 | 983 | 1479 | | |

Pricing is continued on the following page.

finishing components

Xpress

CEFTU

Top Filler – Upper, Tall and Countertop Cabinets (Continued)

DIMENSIONS
INCHES / MM

PRICING

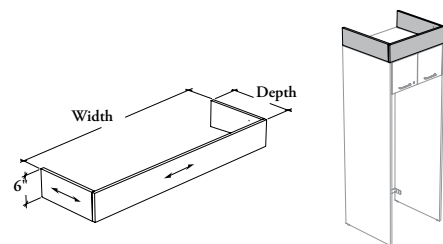
| | | | FLUSH FRONT (F) OR FLUSH CASE (C) | | | | | |
|----------|------------|---------|-----------------------------------|---------------------------|------------------------|-----------------|-----------------|-----------|
| | | | SOURCE LAMINATE FRONT | FOUNDATION LAMINATE FRONT | GRADE 2 LAMINATE FRONT | FLINTWOOD FRONT | | |
| | | | SIDE FINISH | | | | | |
| D | W | H | Source Laminate | Source Laminate | Source Laminate | Flintwood | Source Laminate | Flintwood |
| 29 / 737 | 92 / 2337 | 6 / 152 | 463 | 565 | 669 | 1165 | 989 | 1485 |
| 29 / 737 | 93 / 2362 | 6 / 152 | 466 | 569 | 675 | 1171 | 996 | 1492 |
| 29 / 737 | 94 / 2388 | 6 / 152 | 469 | 573 | 680 | 1176 | 1003 | 1499 |
| 29 / 737 | 95 / 2413 | 6 / 152 | 471 | 576 | 684 | 1180 | 1009 | 1505 |
| 29 / 737 | 96 / 2438 | 6 / 152 | 474 | 580 | 689 | 1185 | 1016 | 1512 |
| 29 / 737 | 97 / 2464 | 6 / 152 | 476 | 583 | 694 | 1190 | 1023 | 1519 |
| 29 / 737 | 98 / 2489 | 6 / 152 | 479 | 587 | 699 | 1195 | 1029 | 1525 |
| 29 / 737 | 99 / 2515 | 6 / 152 | 481 | 590 | 703 | 1199 | 1036 | 1532 |
| 29 / 737 | 100 / 2540 | 6 / 152 | 484 | 595 | 708 | 1204 | 1043 | 1539 |
| 29 / 737 | 101 / 2565 | 6 / 152 | 486 | 598 | 713 | 1209 | 1050 | 1546 |
| 29 / 737 | 102 / 2591 | 6 / 152 | 489 | 602 | 718 | 1214 | 1056 | 1552 |
| 29 / 737 | 103 / 2616 | 6 / 152 | 491 | 605 | 722 | 1218 | 1063 | 1559 |
| 29 / 737 | 104 / 2642 | 6 / 152 | 494 | 609 | 727 | 1223 | 1070 | 1566 |
| 29 / 737 | 105 / 2667 | 6 / 152 | 496 | 612 | 732 | 1228 | 1076 | 1572 |
| 29 / 737 | 106 / 2692 | 6 / 152 | 499 | 616 | 737 | 1233 | 1083 | 1579 |
| 29 / 737 | 107 / 2718 | 6 / 152 | 501 | 619 | 741 | 1237 | 1097 | 1593 |

finishing components

Xpress

CEAFTK

Top Filler – Cabinet Kit for Appliance



WHAT'S INCLUDED

1 front panel, 2 side panels, brackets and hardware.

NOTES

Top Filler Depth must match the cabinet depth.

Top Filler Width must include the dimension of the following product (if applicable): Side Filler – Cabinet Kit for Appliance (CEAFSK).

When Flintwood Front Finish is specified, only Not Applicable (NA) Edge Trim Finish is available.

Compatible with storage listed below:

- Cabinet Kit for One Appliance – Doors (CEKO)
- Cabinet Kit for Two Appliances – Doors (CEKT)

Xpress See *Xpress Program* and/or specification software for finishes availability.

PRODUCT OPTIONS

| Filler Configuration | Depth | Width | Height | Front Finish | Edge Trim Finish | Side Finish |
|----------------------|----------------|--|--------|--|--|---|
| F Flush Front | 24, 25, 29, 30 | 28, 30, 32, 34, 36, 38, 40, 42, 44, 46, 50, 52, 54, 56, 58, 60, 62, 64, 66, 68, 70, 72 | 06 | Source Laminate Foundation Laminate Grade 2 Laminate Flintwood (No Cathedral) | Edge Trim Colors NA Not Applicable | Source Laminate Flintwood (No Cathedral) |

SAMPLE ORDER CODE

| | | | | | | |
|-----------------|-----------|-----------|-----------|-----------|-----------|-----------|
| CEAFTK F | 24 | 64 | 06 | XG | SS | XG |
|-----------------|-----------|-----------|-----------|-----------|-----------|-----------|

DIMENSIONS INCHES / MM

| D | W | H |
|----------|-----------|---------|
| 24 / 610 | 28 / 711 | 6 / 152 |
| 24 / 610 | 30 / 762 | 6 / 152 |
| 24 / 610 | 32 / 813 | 6 / 152 |
| 24 / 610 | 34 / 867 | 6 / 152 |
| 24 / 610 | 36 / 914 | 6 / 152 |
| 24 / 610 | 38 / 965 | 6 / 152 |
| 24 / 610 | 40 / 1016 | 6 / 152 |
| 24 / 610 | 42 / 1067 | 6 / 152 |
| 24 / 610 | 44 / 1118 | 6 / 152 |
| 24 / 610 | 46 / 1168 | 6 / 152 |
| 24 / 610 | 50 / 1270 | 6 / 152 |
| 24 / 610 | 52 / 1321 | 6 / 152 |
| 24 / 610 | 54 / 1372 | 6 / 152 |
| 24 / 610 | 56 / 1422 | 6 / 152 |
| 24 / 610 | 58 / 1473 | 6 / 152 |
| 24 / 610 | 60 / 1524 | 6 / 152 |
| 24 / 610 | 62 / 1575 | 6 / 152 |
| 24 / 610 | 64 / 1626 | 6 / 152 |
| 24 / 610 | 66 / 1676 | 6 / 152 |
| 24 / 610 | 68 / 1727 | 6 / 152 |
| 24 / 610 | 70 / 1778 | 6 / 152 |
| 24 / 610 | 72 / 1829 | 6 / 152 |

PRICING

| FLUSH FRONT (F) | | | | | | | |
|-----------------------|-----------------|---------------------------|-----------------|------------------------|-----------------|-----------------|--|
| SOURCE LAMINATE FRONT | | FOUNDATION LAMINATE FRONT | | GRADE 2 LAMINATE FRONT | | FLINTWOOD FRONT | |
| SIDE FINISH | | | | | | | |
| | Source Laminate | Source Laminate | Source Laminate | Flintwood | Source Laminate | Flintwood | |
| | 280 | 311 | 343 | 822 | 553 | 1032 | |
| | 284 | 318 | 352 | 831 | 565 | 1044 | |
| | 289 | 325 | 361 | 840 | 577 | 1056 | |
| | 294 | 332 | 371 | 850 | 589 | 1068 | |
| | 299 | 339 | 380 | 859 | 601 | 1080 | |
| | 304 | 346 | 390 | 869 | 613 | 1092 | |
| | 309 | 354 | 399 | 878 | 625 | 1104 | |
| | 314 | 361 | 409 | 888 | 636 | 1115 | |
| | 318 | 367 | 417 | 896 | 648 | 1127 | |
| | 323 | 374 | 426 | 905 | 660 | 1139 | |
| | 333 | 389 | 445 | 924 | 686 | 1165 | |
| | 338 | 396 | 455 | 934 | 699 | 1178 | |
| | 358 | 418 | 479 | 958 | 727 | 1206 | |
| | 363 | 425 | 489 | 968 | 741 | 1220 | |
| | 368 | 432 | 498 | 977 | 754 | 1233 | |
| | 374 | 441 | 509 | 988 | 768 | 1247 | |
| | 379 | 448 | 518 | 997 | 781 | 1260 | |
| | 384 | 455 | 528 | 1007 | 794 | 1273 | |
| | 389 | 462 | 537 | 1016 | 808 | 1287 | |
| | 394 | 469 | 547 | 1026 | 821 | 1300 | |
| | 399 | 477 | 556 | 1035 | 834 | 1313 | |
| | 404 | 484 | 566 | 1045 | 848 | 1327 | |

Pricing is continued on the following page.

C E A F T K

Top Filler – Cabinet Kit for Appliance (Continued)

**DIMENSIONS
INCHES / MM**

PRICING

| DIMENSIONS | | | PRICING | | | | | | | |
|------------|-----------|---------|-----------------------|-----------------|---------------------------|-----------|------------------------|-----------|-----------------|--|
| | | | FLUSH FRONT (F) | | | | | | | |
| | | | SOURCE LAMINATE FRONT | | FOUNDATION LAMINATE FRONT | | GRADE 2 LAMINATE FRONT | | FLINTWOOD FRONT | |
| | | | SIDE FINISH | | | | | | | |
| D | W | H | Source Laminate | Source Laminate | Source Laminate | Flintwood | Source Laminate | Flintwood | | |
| 25 / 635 | 28 / 711 | 6 / 152 | 280 | 311 | 343 | 822 | 553 | 1032 | | |
| 25 / 635 | 30 / 762 | 6 / 152 | 284 | 318 | 352 | 831 | 565 | 1044 | | |
| 25 / 635 | 32 / 813 | 6 / 152 | 289 | 325 | 361 | 840 | 577 | 1056 | | |
| 25 / 635 | 34 / 867 | 6 / 152 | 294 | 332 | 371 | 850 | 589 | 1068 | | |
| 25 / 635 | 36 / 914 | 6 / 152 | 299 | 339 | 380 | 859 | 601 | 1080 | | |
| 25 / 635 | 38 / 965 | 6 / 152 | 304 | 346 | 390 | 869 | 613 | 1092 | | |
| 25 / 635 | 40 / 1016 | 6 / 152 | 309 | 354 | 399 | 878 | 625 | 1104 | | |
| 25 / 635 | 42 / 1067 | 6 / 152 | 314 | 361 | 409 | 888 | 636 | 1115 | | |
| 25 / 635 | 44 / 1118 | 6 / 152 | 318 | 367 | 417 | 896 | 648 | 1127 | | |
| 25 / 635 | 46 / 1168 | 6 / 152 | 323 | 374 | 426 | 905 | 660 | 1139 | | |
| 25 / 635 | 50 / 1270 | 6 / 152 | 333 | 389 | 445 | 924 | 686 | 1165 | | |
| 25 / 635 | 52 / 1321 | 6 / 152 | 338 | 396 | 455 | 934 | 699 | 1178 | | |
| 25 / 635 | 54 / 1372 | 6 / 152 | 358 | 418 | 479 | 958 | 727 | 1206 | | |
| 25 / 635 | 56 / 1422 | 6 / 152 | 363 | 425 | 489 | 968 | 741 | 1220 | | |
| 25 / 635 | 58 / 1473 | 6 / 152 | 368 | 432 | 498 | 977 | 754 | 1233 | | |
| 25 / 635 | 60 / 1524 | 6 / 152 | 374 | 441 | 509 | 988 | 768 | 1247 | | |
| 25 / 635 | 62 / 1575 | 6 / 152 | 379 | 448 | 518 | 997 | 781 | 1260 | | |
| 25 / 635 | 64 / 1626 | 6 / 152 | 384 | 455 | 528 | 1007 | 794 | 1273 | | |
| 25 / 635 | 66 / 1676 | 6 / 152 | 389 | 462 | 537 | 1016 | 808 | 1287 | | |
| 25 / 635 | 68 / 1727 | 6 / 152 | 394 | 469 | 547 | 1026 | 821 | 1300 | | |
| 25 / 635 | 70 / 1778 | 6 / 152 | 399 | 477 | 556 | 1035 | 834 | 1313 | | |
| 25 / 635 | 72 / 1829 | 6 / 152 | 404 | 484 | 566 | 1045 | 848 | 1327 | | |
| 29 / 737 | 28 / 711 | 6 / 152 | 289 | 320 | 352 | 848 | 558 | 1054 | | |
| 29 / 737 | 30 / 762 | 6 / 152 | 293 | 327 | 361 | 857 | 570 | 1066 | | |
| 29 / 737 | 32 / 813 | 6 / 152 | 298 | 334 | 370 | 866 | 582 | 1078 | | |
| 29 / 737 | 34 / 867 | 6 / 152 | 303 | 341 | 380 | 876 | 594 | 1090 | | |
| 29 / 737 | 36 / 914 | 6 / 152 | 308 | 348 | 389 | 885 | 606 | 1102 | | |
| 29 / 737 | 38 / 965 | 6 / 152 | 313 | 355 | 399 | 895 | 618 | 1114 | | |
| 29 / 737 | 40 / 1016 | 6 / 152 | 318 | 363 | 408 | 904 | 631 | 1127 | | |
| 29 / 737 | 42 / 1067 | 6 / 152 | 323 | 370 | 418 | 914 | 643 | 1139 | | |
| 29 / 737 | 44 / 1118 | 6 / 152 | 327 | 376 | 426 | 922 | 655 | 1151 | | |
| 29 / 737 | 46 / 1168 | 6 / 152 | 332 | 383 | 435 | 931 | 667 | 1163 | | |
| 29 / 737 | 50 / 1270 | 6 / 152 | 342 | 398 | 454 | 950 | 693 | 1189 | | |
| 29 / 737 | 52 / 1321 | 6 / 152 | 347 | 405 | 464 | 960 | 706 | 1202 | | |
| 29 / 737 | 54 / 1372 | 6 / 152 | 367 | 427 | 488 | 984 | 734 | 1230 | | |
| 29 / 737 | 56 / 1422 | 6 / 152 | 372 | 434 | 498 | 994 | 748 | 1244 | | |
| 29 / 737 | 58 / 1473 | 6 / 152 | 377 | 441 | 507 | 1003 | 761 | 1257 | | |
| 29 / 737 | 60 / 1524 | 6 / 152 | 383 | 450 | 518 | 1014 | 775 | 1271 | | |
| 29 / 737 | 62 / 1575 | 6 / 152 | 388 | 457 | 527 | 1023 | 788 | 1284 | | |
| 29 / 737 | 64 / 1626 | 6 / 152 | 393 | 464 | 537 | 1033 | 802 | 1298 | | |
| 29 / 737 | 66 / 1676 | 6 / 152 | 398 | 471 | 546 | 1042 | 815 | 1311 | | |
| 29 / 737 | 68 / 1727 | 6 / 152 | 403 | 478 | 556 | 1052 | 828 | 1324 | | |
| 29 / 737 | 70 / 1778 | 6 / 152 | 408 | 486 | 565 | 1061 | 842 | 1338 | | |
| 29 / 737 | 72 / 1829 | 6 / 152 | 413 | 493 | 575 | 1071 | 855 | 1351 | | |

Pricing is continued on the following page.

finishing components

Xpress

CEAFTK

Top Filler – Cabinet Kit for Appliance (Continued)

DIMENSIONS
INCHES / MM

PRICING

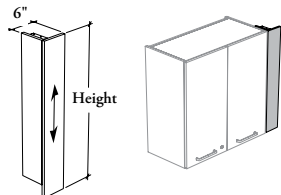
| | | | FLUSH FRONT (F) | | | | | |
|----------|-----------|---------|-----------------------|---------------------------|------------------------|-----------------|-----------------|-----------|
| | | | SOURCE LAMINATE FRONT | FOUNDATION LAMINATE FRONT | GRADE 2 LAMINATE FRONT | FLINTWOOD FRONT | | |
| | | | SIDE FINISH | | | | | |
| D | W | H | Source Laminate | Source Laminate | Source Laminate | Flintwood | Source Laminate | Flintwood |
| 30 / 762 | 28 / 711 | 6 / 152 | 289 | 320 | 352 | 848 | 558 | 1054 |
| 30 / 762 | 30 / 762 | 6 / 152 | 293 | 327 | 361 | 857 | 570 | 1066 |
| 30 / 762 | 32 / 813 | 6 / 152 | 298 | 334 | 370 | 866 | 582 | 1078 |
| 30 / 762 | 34 / 867 | 6 / 152 | 303 | 341 | 380 | 876 | 594 | 1090 |
| 30 / 762 | 36 / 914 | 6 / 152 | 308 | 348 | 389 | 885 | 606 | 1102 |
| 30 / 762 | 38 / 965 | 6 / 152 | 313 | 355 | 399 | 895 | 618 | 1114 |
| 30 / 762 | 40 / 1016 | 6 / 152 | 318 | 363 | 408 | 904 | 631 | 1127 |
| 30 / 762 | 42 / 1067 | 6 / 152 | 323 | 370 | 418 | 914 | 643 | 1139 |
| 30 / 762 | 44 / 1118 | 6 / 152 | 327 | 376 | 426 | 922 | 655 | 1151 |
| 30 / 762 | 46 / 1168 | 6 / 152 | 332 | 383 | 435 | 931 | 667 | 1163 |
| 30 / 762 | 50 / 1270 | 6 / 152 | 342 | 398 | 454 | 950 | 693 | 1189 |
| 30 / 762 | 52 / 1321 | 6 / 152 | 347 | 405 | 464 | 960 | 706 | 1202 |
| 30 / 762 | 54 / 1372 | 6 / 152 | 367 | 427 | 488 | 984 | 734 | 1230 |
| 30 / 762 | 56 / 1422 | 6 / 152 | 372 | 434 | 498 | 994 | 748 | 1244 |
| 30 / 762 | 58 / 1473 | 6 / 152 | 377 | 441 | 507 | 1003 | 761 | 1257 |
| 30 / 762 | 60 / 1524 | 6 / 152 | 383 | 450 | 518 | 1014 | 775 | 1271 |
| 30 / 762 | 62 / 1575 | 6 / 152 | 388 | 457 | 527 | 1023 | 788 | 1284 |
| 30 / 762 | 64 / 1626 | 6 / 152 | 393 | 464 | 537 | 1033 | 802 | 1298 |
| 30 / 762 | 66 / 1676 | 6 / 152 | 398 | 471 | 546 | 1042 | 815 | 1311 |
| 30 / 762 | 68 / 1727 | 6 / 152 | 403 | 478 | 556 | 1052 | 828 | 1324 |
| 30 / 762 | 70 / 1778 | 6 / 152 | 408 | 486 | 565 | 1061 | 842 | 1338 |
| 30 / 762 | 72 / 1829 | 6 / 152 | 413 | 493 | 575 | 1071 | 855 | 1351 |

finishing components

Xpress

CEAFSU

Side Filler – Upper Cabinet



WHAT'S INCLUDED

1 filler panel and mounting hardware.

NOTES

Side Filler can be installed to either match the case or the front of cabinet.

When Flintwood Side Filler Finish is specified, only Not Applicable (NA) Edge Trim Finish is available.

Compatible with all Upper Cabinets.

Xpress See *Xpress Program* and/or specification software for finishes availability.

PRODUCT OPTIONS

| Width | Height | Side Filler Finish | Edge Trim Finish |
|-------|--|---|--|
| 06 | 15, 24, 27, 30, 33, 36, 39, 42, 45, 51 | Source Laminate Foundation Laminate Grade 2 Laminate Flintwood (No Cathedral) | Edge Trim Colors NA Not Applicable |

SAMPLE ORDER CODE

| | | | |
|------------------|-----------|-----------|-----------|
| CEAFSU 06 | 30 | XG | SS |
|------------------|-----------|-----------|-----------|

DIMENSIONS INCHES / MM

| W | H |
|---------|-----------|
| 6 / 152 | 15 / 381 |
| 6 / 152 | 24 / 610 |
| 6 / 152 | 27 / 686 |
| 6 / 152 | 30 / 762 |
| 6 / 152 | 33 / 838 |
| 6 / 152 | 36 / 914 |
| 6 / 152 | 39 / 991 |
| 6 / 152 | 42 / 1067 |
| 6 / 152 | 45 / 1143 |
| 6 / 152 | 51 / 1295 |

PRICING

SIDE FILLER FINISH

| Source Laminate | Foundation Laminate | Grade 2 Laminate | Flintwood |
|-----------------|---------------------|------------------|-----------|
| 230 | 247 | 264 | 342 |
| 244 | 271 | 298 | 419 |
| 249 | 279 | 310 | 445 |
| 254 | 288 | 322 | 470 |
| 259 | 296 | 333 | 496 |
| 264 | 304 | 345 | 521 |
| 268 | 311 | 356 | 547 |
| 273 | 320 | 368 | 572 |
| 278 | 328 | 379 | 598 |
| 287 | 344 | 402 | 649 |



C E A F S B

Side Filler – Base and Tall Cabinets

WHAT'S INCLUDED

1 filler panel and mounting hardware.

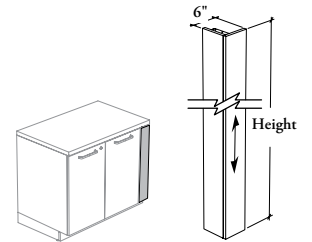
NOTES

Side Filler can be installed to either match the case or the front of cabinet.

When Flintwood Side Filler Finish is specified, only Not Applicable (NA) Edge Trim Finish is available.

Compatible with all Base Cabinets and all Tall Cabinets.

Xpress See *Xpress Program* and/or specification software for finishes availability.



PRODUCT OPTIONS

| Width | Height | Side Filler Finish | Edge Trim Finish |
|-------|------------------------|---|---------------------------------------|
| 06 | 32, 35, 72, 84, 90, 96 | Source Laminate Foundation Laminate Grade 2 Laminate Flintwood (No Cathedral) | Edge Trim Colors NA Not Applicable |

SAMPLE ORDER CODE

| | | | |
|------------------|-----------|-----------|-----------|
| CEAFSB 06 | 84 | XG | SS |
|------------------|-----------|-----------|-----------|

**DIMENSIONS
INCHES / MM**

| W | H |
|---------|-----------|
| 6 / 152 | 32 / 813 |
| 6 / 152 | 35 / 889 |
| 6 / 152 | 72 / 1829 |
| 6 / 152 | 84 / 2134 |
| 6 / 152 | 90 / 2286 |
| 6 / 152 | 96 / 2438 |

PRICING

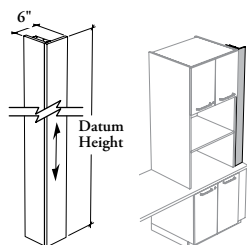
| SIDE FILLER FINISH | | | | |
|--------------------|---------------------|------------------|-----------|--|
| Source Laminate | Foundation Laminate | Grade 2 Laminate | Flintwood | |
| 257 | 293 | 329 | 561 | |
| 262 | 301 | 341 | 573 | |
| 330 | 410 | 492 | 721 | |
| 351 | 444 | 540 | 769 | |
| 362 | 462 | 564 | 793 | |
| 373 | 479 | 588 | 817 | |

finishing components

Xpress

CEAFSC

Side Filler – Countertop Cabinet



WHAT'S INCLUDED

1 filler panel and mounting hardware.

NOTES

Side Filler can be installed to either match the case or the front of cabinet.

When Flintwood Side Filler Finish is specified, only Not Applicable (NA) Edge Trim Finish is available.

Compatible with Countertop Cabinet – Microwave Section(s) and Doors (CECM).

Xpress See *Xpress Program* and/or specification software for finishes availability.

PRODUCT OPTIONS

| Width | Datum Height | Base Cabinet Height | Countertop Thickness | Side Filler Finish | Edge Trim Finish |
|-------|--------------|---------------------|----------------------|---|---------------------------------------|
| 06 | 84, 90, 96 | 32, 35 | M 1 3/16" | Source Laminate Foundation Laminate Grade 2 Laminate Flintwood (No Cathedral) | Edge Trim Colors NA Not Applicable |

SAMPLE ORDER CODE

| | | | | | |
|------------------|-----------|-----------|----------|-----------|-----------|
| CEAFSC 06 | 84 | 35 | M | XG | SS |
|------------------|-----------|-----------|----------|-----------|-----------|

DIMENSIONS INCHES / MM

| W | Datum H | B. Cab. H |
|---------|-----------|-----------|
| 6 / 152 | 84 / 2134 | 32 / 813 |
| 6 / 152 | 90 / 2286 | 32 / 813 |
| 6 / 152 | 96 / 2438 | 32 / 813 |
| 6 / 152 | 84 / 2134 | 35 / 889 |
| 6 / 152 | 90 / 2286 | 35 / 889 |
| 6 / 152 | 96 / 2438 | 35 / 889 |

PRICING

| SIDE FILLER FINISH | | | | |
|--------------------|---------------------|------------------|-----------|--|
| Source Laminate | Foundation Laminate | Grade 2 Laminate | Flintwood | |
| 366 | 424 | 483 | 784 | |
| 377 | 441 | 507 | 808 | |
| 388 | 459 | 532 | 832 | |
| 366 | 420 | 476 | 784 | |
| 377 | 438 | 501 | 808 | |
| 388 | 456 | 525 | 832 | |



CEAFSK

Side Filler – Cabinet Kit for Appliance

WHAT'S INCLUDED

1 filler panel and mounting hardware.

NOTES

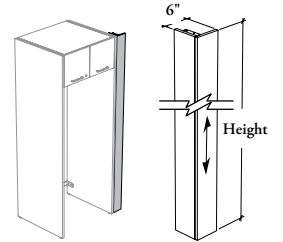
Side Filler can be installed to either match the case or the front of cabinet.

When Flintwood Side Filler Finish is specified, only Not Applicable (NA) Edge Trim Finish is available.

Compatible with storage listed below:

- Cabinet Kit for One Appliance – Doors (CEKO)
- Cabinet Kit for Two Appliances – Doors (CEKT)

Xpress See *Xpress Program* and/or specification software for finishes availability.



PRODUCT OPTIONS

| Width | Height | Side Filler Finish | Edge Trim Finish |
|-------|------------|---|---------------------------------------|
| 06 | 84, 90, 96 | Source Laminate Foundation Laminate Grade 2 Laminate Flintwood (No Cathedral) | Edge Trim Colors NA Not Applicable |

SAMPLE ORDER CODE

| | | | |
|------------------|-----------|-----------|-----------|
| CEAFSK 06 | 84 | XG | SS |
|------------------|-----------|-----------|-----------|

DIMENSIONS INCHES / MM

| W | H |
|---------|-----------|
| 6 / 152 | 84 / 2134 |
| 6 / 152 | 90 / 2286 |
| 6 / 152 | 96 / 2438 |

PRICING

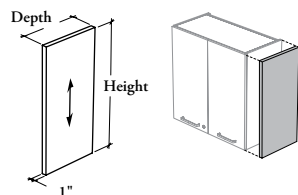
| SIDE FILLER FINISH | | | | |
|--------------------|---------------------|------------------|-----------|--|
| Source Laminate | Foundation Laminate | Grade 2 Laminate | Flintwood | |
| 366 | 459 | 555 | 784 | |
| 377 | 477 | 579 | 808 | |
| 388 | 494 | 603 | 832 | |

finishing components

Xpress

CEAEU

End Panel – Upper Cabinet



WHAT'S INCLUDED

1 end panel and mounting hardware.

NOTES

End Panel is **not** mandatory when a cabinet is specified with Integrated End Panel.

End Panel must match the cabinet depth.

Compatible with all Upper Cabinets.

When Grade 2 Laminate is specified, the Accent colors are **not** included.

Xpress See *Xpress Program* and/or specification software for finishes availability.

PRODUCT OPTIONS

| Depth | Height | End Panel Finish |
|--------|--|--|
| 12, 15 | 15, 24, 27, 30, 33, 36, 39, 42, 45, 51 | Source Laminate Grade 2 Laminate Flintwood (No Cathedral) |

SAMPLE ORDER CODE

| | | |
|----------|----|----|
| CEAEU 15 | 24 | XG |
|----------|----|----|

DIMENSIONS INCHES / MM

| D | H |
|----------|-----------|
| 12 / 305 | 15 / 381 |
| 12 / 305 | 24 / 610 |
| 12 / 305 | 27 / 686 |
| 12 / 305 | 30 / 762 |
| 12 / 305 | 33 / 838 |
| 12 / 305 | 36 / 914 |
| 12 / 305 | 39 / 991 |
| 12 / 305 | 42 / 1067 |
| 12 / 305 | 45 / 1143 |
| 12 / 305 | 51 / 1295 |
| 15 / 381 | 15 / 381 |
| 15 / 381 | 24 / 610 |
| 15 / 381 | 27 / 686 |
| 15 / 381 | 30 / 762 |
| 15 / 381 | 33 / 838 |
| 15 / 381 | 36 / 914 |
| 15 / 381 | 39 / 991 |
| 15 / 381 | 42 / 1067 |
| 15 / 381 | 45 / 1143 |
| 15 / 381 | 51 / 1295 |

PRICING

| END PANEL FINISH | | |
|------------------|------------------|-----------|
| Source Laminate | Grade 2 Laminate | Flintwood |
| 68 | 103 | 267 |
| 89 | 144 | 303 |
| 97 | 159 | 315 |
| 104 | 173 | 326 |
| 111 | 187 | 338 |
| 118 | 200 | 350 |
| 125 | 214 | 362 |
| 132 | 228 | 374 |
| 140 | 243 | 386 |
| 154 | 271 | 410 |
| 75 | 118 | 281 |
| 100 | 169 | 330 |
| 108 | 185 | 346 |
| 116 | 202 | 362 |
| 124 | 218 | 379 |
| 133 | 236 | 395 |
| 141 | 253 | 411 |
| 149 | 269 | 427 |
| 157 | 286 | 443 |
| 173 | 319 | 476 |

WHAT'S INCLUDED

1 end panel and mounting hardware.

NOTES

End Panel depth must match the cabinet depth.

End Panel is a finishing component and **does not** provide any support to a countertop.

Compatible with all Base Cabinets except for:

- Base Cabinet for Sink – People with Reduced Mobility – Doors (CEBKRS)
- Base Cabinet for Sink – People with Reduced Mobility – Open (CEBKRO)

Cannot be used under an Island Structure.

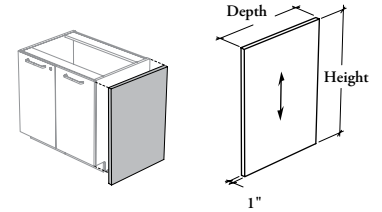
When Grade 2 Laminate is specified, the Accent colors are **not** included.

Xpress See *Xpress Program* and/or specification software for finishes availability.



CEAEB

End Panel – Base Cabinet



PRODUCT OPTIONS

| Depth | Height | End Panel Finish |
|----------------|--------|--|
| 24, 25, 29, 30 | 32, 35 | Source Laminate Grade 2 Laminate Flintwood (No Cathedral) |

SAMPLE ORDER CODE

| | | |
|-----------------|-----------|-----------|
| CEAEB 25 | 35 | XG |
|-----------------|-----------|-----------|

**DIMENSIONS
INCHES / MM**

| D | H |
|----------|----------|
| 24 / 610 | 32 / 813 |
| 25 / 635 | 32 / 813 |
| 29 / 737 | 32 / 813 |
| 30 / 762 | 32 / 813 |
| 24 / 610 | 35 / 889 |
| 25 / 635 | 35 / 889 |
| 29 / 737 | 35 / 889 |
| 30 / 762 | 35 / 889 |

PRICING

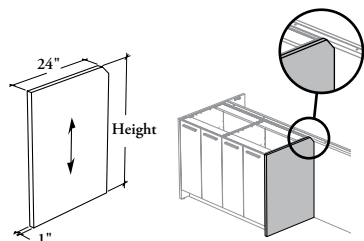
| END PANEL FINISH | | | |
|------------------|-----------------|------------------|-----------|
| | Source Laminate | Grade 2 Laminate | Flintwood |
| | 178 | 324 | 533 |
| | 178 | 324 | 533 |
| | 202 | 379 | 578 |
| | 202 | 379 | 578 |
| | 178 | 324 | 533 |
| | 178 | 324 | 533 |
| | 202 | 379 | 578 |
| | 202 | 379 | 578 |

finishing components

Xpress

CEAIP

End Panel – Under Island Base Cabinet



WHAT'S INCLUDED

1 end panel and mounting hardware.

NOTES

End Panel is a finishing component for Base Cabinet located under an Island Structure with Gables – Storage on One Side (CEWIS) and Island Structure with Gables – Storage on Both Sides (CEWIB).

When Grade 2 Laminate is specified, the Accent colors are **not** included

Xpress See *Xpress Program* and/or specification software for finishes availability.

PRODUCT OPTIONS

| Storage Depth | Storage Configuration | Height | End Panel Finish |
|---------------|---|--------|--|
| 24 | F Flush Front (Shown) R Recessed Front | 32, 35 | Source Laminate Grade 2 Laminate Flintwood (No Cathedral) |

SAMPLE ORDER CODE

| | | | |
|-----------------|----------|-----------|-----------|
| CEAIP 24 | F | 35 | XG |
|-----------------|----------|-----------|-----------|

DIMENSIONS INCHES / MM

| Storage D | H |
|--------------|----------|
| 24 / 610 | 32 / 813 |
| 24 / 610 | 35 / 889 |

PRICING

FLUSH (F) OR RECESSED (R) FRONT STORAGE

END PANEL FINISH

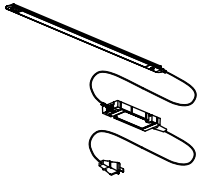
| | Source Laminate | Grade 2 Laminate | Flintwood |
|--|--------------------|---------------------|-----------|
| | 178 | 324 | 533 |
| | 178 | 324 | 533 |

accessories

accessories product map

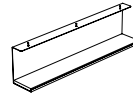
CEALED Recessed LED Light

Page 358



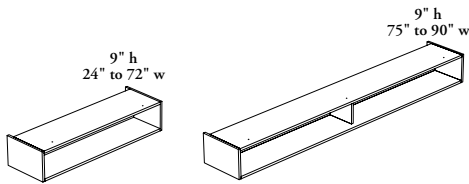
CEAUS Undercabinet Accessory Shelf

Page 360



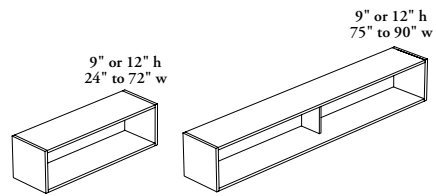
CEAUC Undercabinet Cubby

Page 362



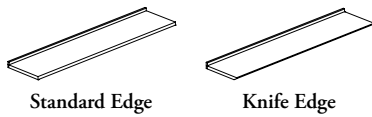
CEAWC Wall-Mounted Cubby

Page 364



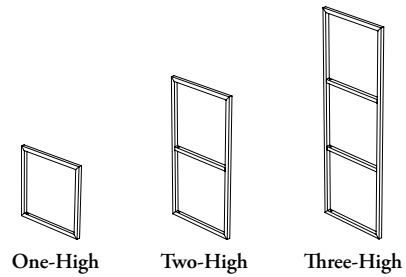
CEAWS Wall-Mounted Shelf

Page 366




CEASF Wall Shelving Unit – Metal Frame

Page 367



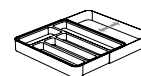
CEASS Wall Shelving Unit – Shelf

Page 368



CEAOT Drawer Organizer – Cutlery Tray

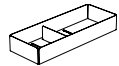
Page 369



accessories product map

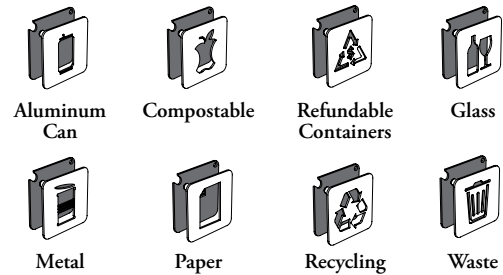
CEAOB Drawer Organizer – Utility Box

Page 369



CEASR Recycling/Disposal Symbol

Page 370



CEAHK Hook – Single-Sided

Page 371



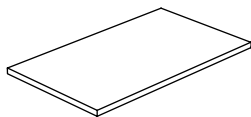
CEAHW Hook – Double-Sided

Page 372



CEACS Shelf for Cabinet

Page 374



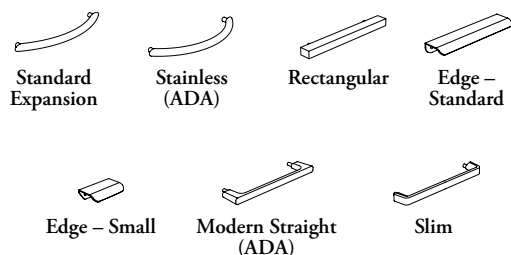
CEAGR Pass-Through Grommet

Page 376



CEAP Pull

Page 376



accessories product map

K Locks and Keys

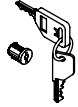
Page 377



Master Key



Lock Removal Key



Lock Core and Keys

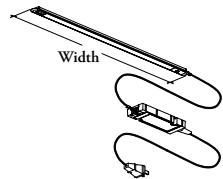
SOKL Set of Keys Alike

Page 378

Xpress

CEALED

Recessed LED Light



WHAT'S INCLUDED

LED strip, pre-cut extrusion, ends caps, lens, dimmer switch, driver (appropriate for specified width), wires and driver support bracket.

NOTES

Installs under Upper Cabinets when Light Management is specified.

LED Light is 3000K.

Low profile is finished in Anodized Aluminum.

For countries other than those listed, contact Teknion's Customer Service.

PRODUCT OPTIONS

| Width | Optional Feature | Plug Option | Country of Installation |
|---|-------------------------------------|--|-------------------------|
| 024, 027, 030, 033, 036, 039, 042, 045, 048, 051, 054, 057, 060, 063, 066, 069, 072, 075, 078, 081, 084, 087, 090, 093, 096, 099, 102, 105, 108, 111, 114, 117, 120, 123, 126, 129, 132, 135, 138, 141, 144, 147, 150, 153, 156, 159, 162, 165, 168, 171, 174, 177, 180, 183, 186, 189, 192, 195, 198, 201, 204, 207, 210, 213, 216, 219, 222, 225, 228, 231, 234, 237, 240, 243, 246, 249, 252, 255, 258, 261, 264, 267, 270, 273, 276, 279, 282, 285, 288, 291, 294, 297, 300, 303, 306, 309, 312, 315, 318, 321, 324, 327, 330, 333, 336, 339, 342, 345, 348, 351, 354, 357, 360, 363, 366 | D Integrated Dimmable Switch | P Standard Plug-In H Hardwire | A Canada/U.S.A. |

SAMPLE ORDER CODE

| | | | |
|-------------------|----------|----------|----------|
| CEALED 066 | D | P | A |
|-------------------|----------|----------|----------|

| DIMENSIONS INCHES / MM | PRICING | DIMENSIONS INCHES / MM | PRICING | DIMENSIONS INCHES / MM | PRICING |
|---------------------------|---------|---------------------------|---------|---------------------------|---------|
| W | | W | | W | |
| 24 / 610 | 511 | 90 / 2286 | 942 | 156 / 3962 | 1305 |
| 27 / 686 | 527 | 93 / 2362 | 959 | 159 / 4039 | 1322 |
| 30 / 762 | 544 | 96 / 2438 | 975 | 162 / 4115 | 1339 |
| 33 / 838 | 560 | 99 / 2515 | 992 | 165 / 4191 | 1508 |
| 36 / 914 | 577 | 102 / 2591 | 1008 | 168 / 4267 | 1525 |
| 39 / 991 | 593 | 105 / 2667 | 1025 | 171 / 4343 | 1541 |
| 42 / 1067 | 610 | 108 / 2743 | 1041 | 174 / 4420 | 1558 |
| 45 / 1143 | 626 | 111 / 2819 | 1058 | 177 / 4496 | 1574 |
| 48 / 1219 | 643 | 114 / 2896 | 1074 | 180 / 4572 | 1591 |
| 51 / 1295 | 659 | 117 / 2972 | 1091 | 183 / 4648 | 1607 |
| 54 / 1371 | 676 | 120 / 3048 | 1107 | 186 / 4724 | 1624 |
| 57 / 1448 | 692 | 123 / 3124 | 1124 | 189 / 4801 | 1640 |
| 60 / 1524 | 709 | 126 / 3200 | 1140 | 192 / 4877 | 1657 |
| 63 / 1600 | 725 | 129 / 3277 | 1157 | 195 / 4953 | 1673 |
| 66 / 1676 | 742 | 132 / 3352 | 1173 | 198 / 5029 | 1690 |
| 69 / 1753 | 758 | 135 / 3429 | 1190 | 201 / 5105 | 1706 |
| 72 / 1829 | 775 | 138 / 3505 | 1206 | 204 / 5182 | 1723 |
| 75 / 1905 | 860 | 141 / 3581 | 1223 | 207 / 5258 | 1740 |
| 78 / 1982 | 876 | 144 / 3758 | 1239 | 210 / 5334 | 1756 |
| 81 / 2057 | 893 | 147 / 3734 | 1256 | 213 / 5410 | 1773 |
| 84 / 2134 | 909 | 150 / 3810 | 1272 | 216 / 5486 | 1789 |
| 87 / 2210 | 926 | 153 / 3886 | 1289 | 219 / 5563 | 1806 |

Pricing is continued on the following page.

CEALED
Recessed LED Light (Continued)

| DIMENSIONS INCHES / MM | PRICING | DIMENSIONS INCHES / MM | PRICING | DIMENSIONS INCHES / MM | PRICING |
|---------------------------|---------|---------------------------|---------|---------------------------|---------|
| W | | W | | W | |
| 222 / 5639 | 1822 | 273 / 6934 | 2103 | 324 / 8230 | 2384 |
| 225 / 5715 | 1839 | 276 / 7010 | 2119 | 327 / 8306 | 2400 |
| 228 / 5791 | 1855 | 279 / 7087 | 2136 | 330 / 8382 | 2417 |
| 231 / 5867 | 1872 | 282 / 7163 | 2152 | 333 / 8458 | 2433 |
| 234 / 5944 | 1888 | 285 / 7239 | 2169 | 336 / 8534 | 2450 |
| 237 / 6020 | 1905 | 288 / 7315 | 2185 | 339 / 8611 | 2466 |
| 240 / 6096 | 1921 | 291 / 7391 | 2202 | 342 / 8687 | 2483 |
| 243 / 6172 | 1938 | 294 / 7468 | 2218 | 345 / 8763 | 2499 |
| 246 / 6248 | 1954 | 297 / 7544 | 2235 | 348 / 8839 | 2516 |
| 249 / 6325 | 1971 | 300 / 7620 | 2251 | 351 / 8915 | 2532 |
| 252 / 6401 | 1987 | 303 / 7696 | 2268 | 354 / 8992 | 2549 |
| 255 / 6477 | 2004 | 306 / 7772 | 2284 | 357 / 9068 | 2565 |
| 258 / 6553 | 2020 | 309 / 7849 | 2301 | 360 / 9144 | 2582 |
| 261 / 6629 | 2037 | 312 / 7925 | 2318 | 363 / 9220 | 2598 |
| 264 / 6706 | 2053 | 315 / 8001 | 2334 | 366 / 9296 | 2615 |
| 267 / 6782 | 2070 | 318 / 8077 | 2351 | | |
| 270 / 6858 | 2086 | 321 / 8153 | 2367 | | |

Xpress

CEAUS

Undercabinet Accessory Shelf

WHAT'S INCLUDED

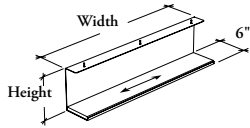
1 shelf, 1 self support and mounting hardware.

NOTES

Installs under Upper Cabinet

When Flintwood Shelf Finish is specified, only Not Applicable (NA) Edge Trim Finish is available.

Xpress See *Xpress Program* and/or specification software for finishes availability.



PRODUCT OPTIONS

| Depth | Width | Height | Shelf Finish | Edge Trim Finish | Shelf Support Finish |
|-------|--|--------|---|--|------------------------------|
| 06 | 24, 27, 30, 33, 36, 39, 42, 45, 48, 51, 54, 57, 60, 63, 66, 69, 72, 75, 78, 81, 84, 87, 90 | 06, 09 | Source Laminate Foundation Laminate Grade 2 Laminate Flintwood (No Cathedral) | Edge Trim Colors NA Not Applicable | Foundation Accent Mica |

SAMPLE ORDER CODE

| | | | | | |
|-----------------|-----------|-----------|-----------|-----------|-----------|
| CEAUS 06 | 39 | 06 | 3F | 4F | 83 |
|-----------------|-----------|-----------|-----------|-----------|-----------|

**DIMENSIONS
INCHES / MM**

| D | W | H |
|---------|-----------|---------|
| 6 / 152 | 24 / 610 | 6 / 152 |
| 6 / 152 | 27 / 686 | 6 / 152 |
| 6 / 152 | 30 / 762 | 6 / 152 |
| 6 / 152 | 33 / 838 | 6 / 152 |
| 6 / 152 | 36 / 914 | 6 / 152 |
| 6 / 152 | 39 / 991 | 6 / 152 |
| 6 / 152 | 42 / 1067 | 6 / 152 |
| 6 / 152 | 45 / 1143 | 6 / 152 |
| 6 / 152 | 48 / 1219 | 6 / 152 |
| 6 / 152 | 51 / 1295 | 6 / 152 |
| 6 / 152 | 54 / 1371 | 6 / 152 |
| 6 / 152 | 57 / 1448 | 6 / 152 |
| 6 / 152 | 60 / 1524 | 6 / 152 |
| 6 / 152 | 63 / 1600 | 6 / 152 |
| 6 / 152 | 66 / 1676 | 6 / 152 |
| 6 / 152 | 69 / 1753 | 6 / 152 |
| 6 / 152 | 72 / 1829 | 6 / 152 |
| 6 / 152 | 75 / 1905 | 6 / 152 |
| 6 / 152 | 78 / 1982 | 6 / 152 |
| 6 / 152 | 81 / 2057 | 6 / 152 |
| 6 / 152 | 84 / 2134 | 6 / 152 |
| 6 / 152 | 87 / 2210 | 6 / 152 |
| 6 / 152 | 90 / 2286 | 6 / 152 |

PRICING

| SHELF FINISH | | | |
|-----------------|---------------------|------------------|-----------|
| Source Laminate | Foundation Laminate | Grade 2 Laminate | Flintwood |
| 119 | 129 | 157 | 317 |
| 130 | 142 | 173 | 332 |
| 141 | 154 | 189 | 346 |
| 153 | 167 | 205 | 361 |
| 165 | 181 | 222 | 376 |
| 177 | 194 | 239 | 390 |
| 188 | 206 | 254 | 405 |
| 200 | 219 | 271 | 419 |
| 211 | 232 | 287 | 434 |
| 222 | 244 | 303 | 448 |
| 234 | 257 | 319 | 463 |
| 246 | 271 | 336 | 478 |
| 258 | 284 | 353 | 493 |
| 269 | 296 | 368 | 507 |
| 283 | 311 | 387 | 524 |
| 296 | 326 | 405 | 540 |
| 310 | 341 | 423 | 557 |
| 323 | 355 | 441 | 573 |
| 336 | 370 | 459 | 590 |
| 350 | 385 | 478 | 606 |
| 363 | 400 | 496 | 622 |
| 376 | 413 | 513 | 638 |
| 379 | 418 | 521 | 644 |

Pricing is continued on the following page.

CEAUS
Undercabinet Accessory Shelf
(Continued)

DIMENSIONS
INCHES / MM

| D | W | H |
|---------|-----------|---------|
| 6 / 152 | 24 / 610 | 9 / 229 |
| 6 / 152 | 27 / 686 | 9 / 229 |
| 6 / 152 | 30 / 762 | 9 / 229 |
| 6 / 152 | 33 / 838 | 9 / 229 |
| 6 / 152 | 36 / 914 | 9 / 229 |
| 6 / 152 | 39 / 991 | 9 / 229 |
| 6 / 152 | 42 / 1067 | 9 / 229 |
| 6 / 152 | 45 / 1143 | 9 / 229 |
| 6 / 152 | 48 / 1219 | 9 / 229 |
| 6 / 152 | 51 / 1295 | 9 / 229 |
| 6 / 152 | 54 / 1371 | 9 / 229 |
| 6 / 152 | 57 / 1448 | 9 / 229 |
| 6 / 152 | 60 / 1524 | 9 / 229 |
| 6 / 152 | 63 / 1600 | 9 / 229 |
| 6 / 152 | 66 / 1676 | 9 / 229 |
| 6 / 152 | 69 / 1753 | 9 / 229 |
| 6 / 152 | 72 / 1829 | 9 / 229 |
| 6 / 152 | 75 / 1905 | 9 / 229 |
| 6 / 152 | 78 / 1982 | 9 / 229 |
| 6 / 152 | 81 / 2057 | 9 / 229 |
| 6 / 152 | 84 / 2134 | 9 / 229 |
| 6 / 152 | 87 / 2210 | 9 / 229 |
| 6 / 152 | 90 / 2286 | 9 / 229 |

PRICING

| SHELF FINISH | | | |
|-----------------|---------------------|------------------|-----------|
| Source Laminate | Foundation Laminate | Grade 2 Laminate | Flintwood |
| 142 | 152 | 180 | 340 |
| 154 | 166 | 197 | 356 |
| 166 | 179 | 214 | 371 |
| 179 | 193 | 231 | 387 |
| 191 | 207 | 248 | 402 |
| 203 | 220 | 265 | 416 |
| 215 | 233 | 281 | 432 |
| 228 | 247 | 299 | 447 |
| 240 | 261 | 316 | 463 |
| 252 | 274 | 333 | 478 |
| 264 | 287 | 349 | 493 |
| 276 | 301 | 366 | 508 |
| 289 | 315 | 384 | 524 |
| 301 | 328 | 400 | 539 |
| 313 | 341 | 417 | 554 |
| 325 | 355 | 434 | 569 |
| 338 | 369 | 451 | 585 |
| 350 | 382 | 468 | 600 |
| 362 | 396 | 485 | 616 |
| 374 | 409 | 502 | 630 |
| 386 | 423 | 519 | 645 |
| 399 | 436 | 536 | 661 |
| 411 | 450 | 553 | 676 |

accessories

Xpress

CEAUC

Undercabinet Cubby

WHAT'S INCLUDED

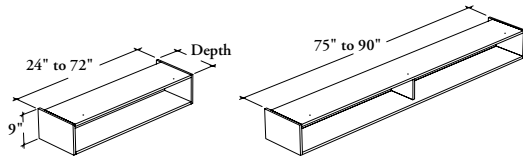
1 undercabinet cubby, mounting bracket and hardware.

NOTES

Installs under Upper Cabinet.

Compatible with all Upper Cabinets except an Upper Cabinet for Blind Corner (CEUCS or CEUCG) and **not** recommended under Upper Cabinet – Glass Door(s) (CEUG) or Upper Cabinet with Finger Pull (X) option (see application guide for more details).

Xpress See *Xpress Program* and/or specification software for finishes availability.



PRODUCT OPTIONS

| Depth | Width | Height | Case Finish | Back Panel Finish |
|--------|--|--------|--|--|
| 12, 15 | 24, 27, 30, 33, 36, 39, 42, 45, 48, 51, 54, 57, 60, 63, 66, 69, 72, 75, 78, 81, 84, 87, 90 | 09 | Source Laminate Flintwood (No Cathedral) | Source Laminate Flintwood (No Cathedral) |

SAMPLE ORDER CODE

| | | | | |
|-----------------|-----------|-----------|-----------|-----------|
| CEAUC 15 | 33 | 09 | 3F | XG |
|-----------------|-----------|-----------|-----------|-----------|

DIMENSIONS INCHES / MM

| D | W | H |
|----------|-----------|---------|
| 12 / 305 | 24 / 610 | 9 / 229 |
| 12 / 305 | 27 / 686 | 9 / 229 |
| 12 / 305 | 30 / 762 | 9 / 229 |
| 12 / 305 | 33 / 838 | 9 / 229 |
| 12 / 305 | 36 / 914 | 9 / 229 |
| 12 / 305 | 39 / 991 | 9 / 229 |
| 12 / 305 | 42 / 1067 | 9 / 229 |
| 12 / 305 | 45 / 1143 | 9 / 229 |
| 12 / 305 | 48 / 1219 | 9 / 229 |
| 12 / 305 | 51 / 1295 | 9 / 229 |
| 12 / 305 | 54 / 1371 | 9 / 229 |
| 12 / 305 | 57 / 1448 | 9 / 229 |
| 12 / 305 | 60 / 1524 | 9 / 229 |
| 12 / 305 | 63 / 1600 | 9 / 229 |
| 12 / 305 | 66 / 1676 | 9 / 229 |
| 12 / 305 | 69 / 1753 | 9 / 229 |
| 12 / 305 | 72 / 1829 | 9 / 229 |
| 12 / 305 | 75 / 1905 | 9 / 229 |
| 12 / 305 | 78 / 1982 | 9 / 229 |
| 12 / 305 | 81 / 2057 | 9 / 229 |
| 12 / 305 | 84 / 2134 | 9 / 229 |
| 12 / 305 | 87 / 2210 | 9 / 229 |
| 12 / 305 | 90 / 2286 | 9 / 229 |

PRICING

| SOURCE LAMINATE CASE | | FLINTWOOD CASE | |
|----------------------|-----------|----------------|--|
| BACK PANEL FINISH | | | |
| Source Laminate | Flintwood | | |
| 200 | 1281 | | |
| 211 | 1305 | | |
| 222 | 1330 | | |
| 233 | 1355 | | |
| 243 | 1380 | | |
| 254 | 1404 | | |
| 265 | 1429 | | |
| 276 | 1454 | | |
| 287 | 1479 | | |
| 297 | 1503 | | |
| 308 | 1528 | | |
| 326 | 1560 | | |
| 337 | 1584 | | |
| 348 | 1609 | | |
| 358 | 1634 | | |
| 369 | 1659 | | |
| 380 | 1683 | | |
| 391 | 1818 | | |
| 402 | 1847 | | |
| 413 | 1876 | | |
| 424 | 1905 | | |
| 435 | 1934 | | |
| 446 | 1963 | | |

DIMENSIONS INCHES / MM

| D | W | H |
|----------|-----------|---------|
| 15 / 381 | 24 / 610 | 9 / 229 |
| 15 / 381 | 27 / 686 | 9 / 229 |
| 15 / 381 | 30 / 762 | 9 / 229 |
| 15 / 381 | 33 / 838 | 9 / 229 |
| 15 / 381 | 36 / 914 | 9 / 229 |
| 15 / 381 | 39 / 991 | 9 / 229 |
| 15 / 381 | 42 / 1067 | 9 / 229 |
| 15 / 381 | 45 / 1143 | 9 / 229 |
| 15 / 381 | 48 / 1219 | 9 / 229 |
| 15 / 381 | 51 / 1295 | 9 / 229 |
| 15 / 381 | 54 / 1371 | 9 / 229 |
| 15 / 381 | 57 / 1448 | 9 / 229 |
| 15 / 381 | 60 / 1524 | 9 / 229 |
| 15 / 381 | 63 / 1600 | 9 / 229 |
| 15 / 381 | 66 / 1676 | 9 / 229 |
| 15 / 381 | 69 / 1753 | 9 / 229 |
| 15 / 381 | 72 / 1829 | 9 / 229 |
| 15 / 381 | 75 / 1905 | 9 / 229 |
| 15 / 381 | 78 / 1982 | 9 / 229 |
| 15 / 381 | 81 / 2057 | 9 / 229 |
| 15 / 381 | 84 / 2134 | 9 / 229 |
| 15 / 381 | 87 / 2210 | 9 / 229 |
| 15 / 381 | 90 / 2286 | 9 / 229 |

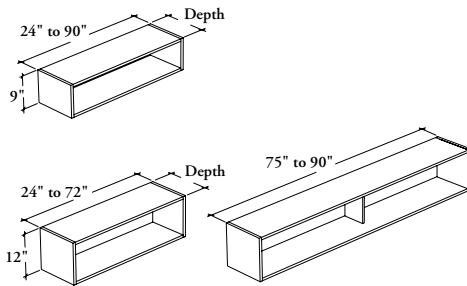
PRICING

| SOURCE LAMINATE CASE | | FLINTWOOD CASE | |
|----------------------|-----------|----------------|--|
| BACK PANEL FINISH | | | |
| Source Laminate | Flintwood | | |
| 220 | 1334 | | |
| 232 | 1366 | | |
| 244 | 1397 | | |
| 257 | 1429 | | |
| 269 | 1460 | | |
| 281 | 1492 | | |
| 293 | 1523 | | |
| 306 | 1555 | | |
| 318 | 1586 | | |
| 330 | 1618 | | |
| 342 | 1649 | | |
| 362 | 1687 | | |
| 374 | 1719 | | |
| 386 | 1750 | | |
| 399 | 1782 | | |
| 411 | 1813 | | |
| 423 | 1845 | | |
| 435 | 1989 | | |
| 447 | 2018 | | |
| 460 | 2047 | | |
| 472 | 2076 | | |
| 484 | 2104 | | |
| 496 | 2133 | | |

Xpress

CEAWC

Wall-Mounted Cubby



WHAT'S INCLUDED

1 wall-mounted cubby and wall-mounted rail.

NOTES

Appropriate attachment methods and hardware for a secure and safe installation must be determined by the installer and meet the applicable local building code and laws.

Installer must provide wall mounting fasteners.

Xpress See *Xpress Program* and/or specification software for finishes availability.

PRODUCT OPTIONS

| Depth | Width | Height | Case Finish | Back Panel Finish |
|------------|--|--------|--|--|
| 09, 12, 15 | 36, 39, 42, 45, 48, 51, 54, 57, 60, 63, 66, 69, 72, 75, 78, 81, 84, 87, 90 | 09, 12 | Source Laminate Flintwood (No Cathedral) | Source Laminate Flintwood (No Cathedral) |

SAMPLE ORDER CODE

| | | | | |
|-----------------|-----------|-----------|-----------|-----------|
| CEAWC 12 | 39 | 12 | 3F | 3F |
|-----------------|-----------|-----------|-----------|-----------|

**DIMENSIONS
INCHES / MM**

| D | W | H |
|---------|-----------|---------|
| 9 / 229 | 36 / 914 | 9 / 229 |
| 9 / 229 | 39 / 991 | 9 / 229 |
| 9 / 229 | 42 / 1067 | 9 / 229 |
| 9 / 229 | 45 / 1143 | 9 / 229 |
| 9 / 229 | 48 / 1219 | 9 / 229 |
| 9 / 229 | 51 / 1295 | 9 / 229 |
| 9 / 229 | 54 / 1371 | 9 / 229 |
| 9 / 229 | 57 / 1448 | 9 / 229 |
| 9 / 229 | 60 / 1524 | 9 / 229 |
| 9 / 229 | 63 / 1600 | 9 / 229 |
| 9 / 229 | 66 / 1676 | 9 / 229 |
| 9 / 229 | 69 / 1753 | 9 / 229 |
| 9 / 229 | 72 / 1829 | 9 / 229 |
| 9 / 229 | 75 / 1905 | 9 / 229 |
| 9 / 229 | 78 / 1982 | 9 / 229 |
| 9 / 229 | 81 / 2057 | 9 / 229 |
| 9 / 229 | 84 / 2134 | 9 / 229 |
| 9 / 229 | 87 / 2210 | 9 / 229 |
| 9 / 229 | 90 / 2286 | 9 / 229 |

PRICING

| SOURCE LAMINATE CASE | | FLINTWOOD CASE | |
|----------------------|-----------|----------------|--|
| BACK PANEL FINISH | | | |
| Source Laminate | Flintwood | | |
| 492 | 1483 | | |
| 514 | 1511 | | |
| 536 | 1541 | | |
| 559 | 1570 | | |
| 580 | 1598 | | |
| 601 | 1627 | | |
| 624 | 1656 | | |
| 645 | 1684 | | |
| 667 | 1713 | | |
| 689 | 1742 | | |
| 710 | 1771 | | |
| 731 | 1798 | | |
| 753 | 1827 | | |
| 775 | 1853 | | |
| 796 | 1881 | | |
| 818 | 1910 | | |
| 839 | 1938 | | |
| 861 | 1966 | | |
| 884 | 1996 | | |

**DIMENSIONS
INCHES / MM**

| D | W | H |
|---------|-----------|----------|
| 9 / 229 | 36 / 914 | 12 / 305 |
| 9 / 229 | 39 / 991 | 12 / 305 |
| 9 / 229 | 42 / 1067 | 12 / 305 |
| 9 / 229 | 45 / 1143 | 12 / 305 |
| 9 / 229 | 48 / 1219 | 12 / 305 |
| 9 / 229 | 51 / 1295 | 12 / 305 |
| 9 / 229 | 54 / 1371 | 12 / 305 |
| 9 / 229 | 57 / 1448 | 12 / 305 |
| 9 / 229 | 60 / 1524 | 12 / 305 |
| 9 / 229 | 63 / 1600 | 12 / 305 |
| 9 / 229 | 66 / 1676 | 12 / 305 |
| 9 / 229 | 69 / 1753 | 12 / 305 |
| 9 / 229 | 72 / 1829 | 12 / 305 |
| 9 / 229 | 75 / 1905 | 12 / 305 |
| 9 / 229 | 78 / 1982 | 12 / 305 |
| 9 / 229 | 81 / 2057 | 12 / 305 |
| 9 / 229 | 84 / 2134 | 12 / 305 |
| 9 / 229 | 87 / 2210 | 12 / 305 |
| 9 / 229 | 90 / 2286 | 12 / 305 |

PRICING

| SOURCE LAMINATE CASE | | FLINTWOOD CASE | |
|----------------------|-----------|----------------|--|
| BACK PANEL FINISH | | | |
| Source Laminate | Flintwood | | |
| 515 | 1528 | | |
| 538 | 1559 | | |
| 561 | 1591 | | |
| 584 | 1623 | | |
| 606 | 1653 | | |
| 629 | 1684 | | |
| 652 | 1716 | | |
| 674 | 1747 | | |
| 696 | 1778 | | |
| 720 | 1810 | | |
| 742 | 1841 | | |
| 763 | 1871 | | |
| 787 | 1903 | | |
| 809 | 1931 | | |
| 831 | 1964 | | |
| 853 | 1996 | | |
| 876 | 2029 | | |
| 898 | 2062 | | |
| 921 | 2096 | | |

Pricing is continued on the following page.

C E A W C

Wall-Mounted Cubby (Continued)

DIMENSIONS
INCHES / MM

| D | W | H |
|----------|-----------|---------|
| 12 / 305 | 36 / 914 | 9 / 229 |
| 12 / 305 | 39 / 991 | 9 / 229 |
| 12 / 305 | 42 / 1067 | 9 / 229 |
| 12 / 305 | 45 / 1143 | 9 / 229 |
| 12 / 305 | 48 / 1219 | 9 / 229 |
| 12 / 305 | 51 / 1295 | 9 / 229 |
| 12 / 305 | 54 / 1371 | 9 / 229 |
| 12 / 305 | 57 / 1448 | 9 / 229 |
| 12 / 305 | 60 / 1524 | 9 / 229 |
| 12 / 305 | 63 / 1600 | 9 / 229 |
| 12 / 305 | 66 / 1676 | 9 / 229 |
| 12 / 305 | 69 / 1753 | 9 / 229 |
| 12 / 305 | 72 / 1829 | 9 / 229 |
| 12 / 305 | 75 / 1905 | 9 / 229 |
| 12 / 305 | 78 / 1982 | 9 / 229 |
| 12 / 305 | 81 / 2057 | 9 / 229 |
| 12 / 305 | 84 / 2134 | 9 / 229 |
| 12 / 305 | 87 / 2210 | 9 / 229 |
| 12 / 305 | 90 / 2286 | 9 / 229 |
| | | |
| 15 / 381 | 36 / 914 | 9 / 229 |
| 15 / 381 | 39 / 991 | 9 / 229 |
| 15 / 381 | 42 / 1067 | 9 / 229 |
| 15 / 381 | 45 / 1143 | 9 / 229 |
| 15 / 381 | 48 / 1219 | 9 / 229 |
| 15 / 381 | 51 / 1295 | 9 / 229 |
| 15 / 381 | 54 / 1371 | 9 / 229 |
| 15 / 381 | 57 / 1448 | 9 / 229 |
| 15 / 381 | 60 / 1524 | 9 / 229 |
| 15 / 381 | 63 / 1600 | 9 / 229 |
| 15 / 381 | 66 / 1676 | 9 / 229 |
| 15 / 381 | 69 / 1753 | 9 / 229 |
| 15 / 381 | 72 / 1829 | 9 / 229 |
| 15 / 381 | 75 / 1905 | 9 / 229 |
| 15 / 381 | 78 / 1982 | 9 / 229 |
| 15 / 381 | 81 / 2057 | 9 / 229 |
| 15 / 381 | 84 / 2134 | 9 / 229 |
| 15 / 381 | 87 / 2210 | 9 / 229 |
| 15 / 381 | 90 / 2286 | 9 / 229 |

PRICING

| SOURCE LAMINATE CASE | FLINTWOOD CASE |
|----------------------|----------------|
| BACK PANEL FINISH | |
| Source Laminate | Flintwood |
| 528 | 1529 |
| 551 | 1570 |
| 575 | 1611 |
| 599 | 1653 |
| 622 | 1694 |
| 646 | 1735 |
| 670 | 1776 |
| 693 | 1817 |
| 716 | 1858 |
| 740 | 1900 |
| 763 | 1940 |
| 785 | 1980 |
| 810 | 2022 |
| 833 | 2051 |
| 856 | 2091 |
| 879 | 2132 |
| 902 | 2172 |
| 925 | 2213 |
| 949 | 2255 |
| | |
| 564 | 1593 |
| 588 | 1642 |
| 614 | 1692 |
| 640 | 1743 |
| 665 | 1792 |
| 690 | 1841 |
| 715 | 1892 |
| 740 | 1941 |
| 765 | 1990 |
| 791 | 2041 |
| 816 | 2090 |
| 839 | 2138 |
| 865 | 2189 |
| 890 | 2222 |
| 915 | 2257 |
| 939 | 2293 |
| 964 | 2328 |
| 989 | 2364 |
| 1015 | 2400 |

DIMENSIONS
INCHES / MM

| D | W | H |
|----------|-----------|----------|
| 12 / 305 | 36 / 914 | 12 / 305 |
| 12 / 305 | 39 / 991 | 12 / 305 |
| 12 / 305 | 42 / 1067 | 12 / 305 |
| 12 / 305 | 45 / 1143 | 12 / 305 |
| 12 / 305 | 48 / 1219 | 12 / 305 |
| 12 / 305 | 51 / 1295 | 12 / 305 |
| 12 / 305 | 54 / 1371 | 12 / 305 |
| 12 / 305 | 57 / 1448 | 12 / 305 |
| 12 / 305 | 60 / 1524 | 12 / 305 |
| 12 / 305 | 63 / 1600 | 12 / 305 |
| 12 / 305 | 66 / 1676 | 12 / 305 |
| 12 / 305 | 69 / 1753 | 12 / 305 |
| 12 / 305 | 72 / 1829 | 12 / 305 |
| 12 / 305 | 75 / 1905 | 12 / 305 |
| 12 / 305 | 78 / 1982 | 12 / 305 |
| 12 / 305 | 81 / 2057 | 12 / 305 |
| 12 / 305 | 84 / 2134 | 12 / 305 |
| 12 / 305 | 87 / 2210 | 12 / 305 |
| 12 / 305 | 90 / 2286 | 12 / 305 |
| | | |
| 15 / 381 | 36 / 914 | 12 / 305 |
| 15 / 381 | 39 / 991 | 12 / 305 |
| 15 / 381 | 42 / 1067 | 12 / 305 |
| 15 / 381 | 45 / 1143 | 12 / 305 |
| 15 / 381 | 48 / 1219 | 12 / 305 |
| 15 / 381 | 51 / 1295 | 12 / 305 |
| 15 / 381 | 54 / 1371 | 12 / 305 |
| 15 / 381 | 57 / 1448 | 12 / 305 |
| 15 / 381 | 60 / 1524 | 12 / 305 |
| 15 / 381 | 63 / 1600 | 12 / 305 |
| 15 / 381 | 66 / 1676 | 12 / 305 |
| 15 / 381 | 69 / 1753 | 12 / 305 |
| 15 / 381 | 72 / 1829 | 12 / 305 |
| 15 / 381 | 75 / 1905 | 12 / 305 |
| 15 / 381 | 78 / 1982 | 12 / 305 |
| 15 / 381 | 81 / 2057 | 12 / 305 |
| 15 / 381 | 84 / 2134 | 12 / 305 |
| 15 / 381 | 87 / 2210 | 12 / 305 |
| 15 / 381 | 90 / 2286 | 12 / 305 |

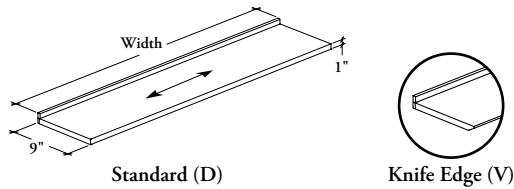
PRICING

| SOURCE LAMINATE CASE | FLINTWOOD CASE |
|----------------------|----------------|
| BACK PANEL FINISH | |
| Source Laminate | Flintwood |
| 553 | 1577 |
| 577 | 1620 |
| 602 | 1665 |
| 627 | 1710 |
| 651 | 1754 |
| 675 | 1797 |
| 700 | 1842 |
| 724 | 1886 |
| 748 | 1929 |
| 773 | 1974 |
| 797 | 2018 |
| 820 | 2061 |
| 845 | 2105 |
| 868 | 2136 |
| 892 | 2181 |
| 916 | 2226 |
| 940 | 2271 |
| 964 | 2316 |
| 989 | 2362 |
| | |
| 590 | 1645 |
| 616 | 1697 |
| 642 | 1751 |
| 669 | 1804 |
| 694 | 1857 |
| 720 | 1909 |
| 747 | 1963 |
| 772 | 2015 |
| 798 | 2068 |
| 825 | 2121 |
| 850 | 2174 |
| 875 | 2225 |
| 902 | 2279 |
| 927 | 2314 |
| 953 | 2354 |
| 979 | 2394 |
| 1004 | 2434 |
| 1030 | 2474 |
| 1056 | 2515 |

Xpress

CEAWS

Wall-Mounted Shelf



WHAT'S INCLUDED

1 shelf, 1 mounting bracket and 1 cover with magnets.

NOTES

Appropriate attachment methods and hardware for a secure and safe installation must be determined by the installer and meet the applicable local building code and laws.

Installer must provide wall-mounting fasteners.

It is recommended to specify alignment holes when multiple shelves are installed in a row to ensure proper alignment.

When Source Laminate, Foundation Laminate or Grade 2 Laminate Shelf Finish is specified, Flintwood Flat Trim (9) Edge Trim Style is **not** available.

When Flintwood Shelf Finish is specified, only Flintwood Flat Trim (9) Edge Trim Style and Not Applicable (NA) Edge Trim Finish is available.

Xpress See *Xpress Program* and/or specification software for finishes availability.

PRODUCT OPTIONS

| Edge Detail | Depth | Width | Alignment Holes Option | Shelf Finish | Edge Trim Style | Edge Trim Finish | Shelf Hardware Finish |
|-------------------|-------|--|---|--|--|--|------------------------------|
| D Standard | 09 | 36, 39, 42, 45, 48, 51, 54, 57, 60, 63, 66, 69, 72, 75, 78, 81, 84, 87, 90 | B Alignment Holes – Both Sides L Alignment Holes – Left R Alignment Holes – Right N No Alignment Holes (Shown) | Source Laminate Foundation Laminate Grade 2 Laminate Flintwood (No Cathedral) | 8 Flat Trim 9 Flintwood Flat Trim F Full Knife Trim | Edge Trim Colors (for trim style 8 or F) NA Not Applicable | Foundation Accent Mica |

SAMPLE ORDER CODE

| | | | | | | | |
|----------------|-----------|-----------|----------|-----------|----------|-----------|-----------|
| CEAWS D | 09 | 42 | N | 3F | 8 | 4F | 83 |
|----------------|-----------|-----------|----------|-----------|----------|-----------|-----------|

**DIMENSIONS
INCHES / MM**

| D | W |
|---------|-----------|
| 9 / 229 | 36 / 914 |
| 9 / 229 | 39 / 991 |
| 9 / 229 | 42 / 1067 |
| 9 / 229 | 45 / 1143 |
| 9 / 229 | 48 / 1219 |
| 9 / 229 | 51 / 1295 |
| 9 / 229 | 54 / 1371 |
| 9 / 229 | 57 / 1448 |
| 9 / 229 | 60 / 1524 |
| 9 / 229 | 63 / 1600 |
| 9 / 229 | 66 / 1676 |
| 9 / 229 | 69 / 1753 |
| 9 / 229 | 72 / 1829 |
| 9 / 229 | 75 / 1905 |
| 9 / 229 | 78 / 1982 |
| 9 / 229 | 81 / 2057 |
| 9 / 229 | 84 / 2134 |
| 9 / 229 | 87 / 2210 |
| 9 / 229 | 90 / 2286 |

PRICING

| STANDARD EDGE (D) | | | | KNIFE EDGE (V) | | |
|--------------------------|---------------------|------------------|-----------|-----------------------|---------------------|------------------|
| SHELF FINISH | | | | | | |
| Source Laminate | Foundation Laminate | Grade 2 Laminate | Flintwood | Source Laminate | Foundation Laminate | Grade 2 Laminate |
| 280 | 303 | 365 | 486 | 310 | 333 | 395 |
| 288 | 313 | 380 | 497 | 321 | 346 | 413 |
| 296 | 323 | 395 | 509 | 331 | 358 | 430 |
| 304 | 333 | 410 | 521 | 342 | 371 | 448 |
| 312 | 342 | 424 | 532 | 352 | 382 | 464 |
| 359 | 391 | 479 | 582 | 402 | 434 | 522 |
| 367 | 401 | 494 | 594 | 412 | 446 | 539 |
| 374 | 410 | 508 | 605 | 422 | 458 | 556 |
| 382 | 420 | 523 | 617 | 432 | 470 | 573 |
| 390 | 430 | 538 | 628 | 443 | 483 | 591 |
| 398 | 440 | 553 | 640 | 453 | 495 | 608 |
| 407 | 451 | 569 | 652 | 465 | 509 | 627 |
| 415 | 461 | 584 | 664 | 475 | 521 | 644 |
| 422 | 470 | 599 | 674 | 485 | 533 | 662 |
| 430 | 480 | 614 | 686 | 495 | 545 | 679 |
| 438 | 490 | 629 | 698 | 506 | 558 | 697 |
| 446 | 500 | 644 | 710 | 516 | 570 | 714 |
| 455 | 510 | 659 | 721 | 528 | 583 | 732 |
| 462 | 519 | 673 | 732 | 537 | 594 | 748 |

CEASF

Wall Shelving Unit – Metal Frame

WHAT'S INCLUDED

1 shelving unit metal frame and mounting hardware.

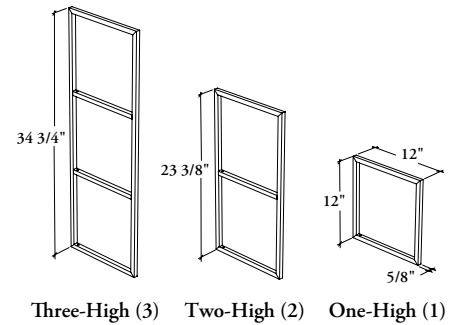
WHAT'S EXCLUDED

Wall Shelving Unit – Shelf (CEASS).

NOTES

Appropriate attachment methods and hardware for a secure and safe installation must be determined by the installer and meet the applicable local building code and laws.

Installer must provide wall-mounting fasteners.



PRODUCT OPTIONS

| Frame Configuration | Depth | Frame Finish |
|--|-------|------------------------------|
| 1 One-High 2 Two-High 3 Three-High | 12 | Foundation Accent Mica |

SAMPLE ORDER CODE

| | | |
|----------------|-----------|-----------|
| CEASF 1 | 12 | 52 |
|----------------|-----------|-----------|

**DIMENSIONS
INCHES / MM**

| D |
|----------|
| 12 / 305 |
| 12 / 305 |
| 12 / 305 |

PRICING

| | |
|-------------------------------|-----|
| ONE-HIGH FRAME (1) | 185 |
| TWO-HEIGHT FRAME (2) | 247 |
| THREE-HEIGHT FRAME (3) | 283 |



CEASS

Wall Shelving Unit – Shelf

WHAT'S INCLUDED

1 shelf.

WHAT'S EXCLUDED

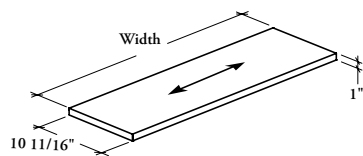
Wall Shelving Unit – Metal Frame (CEASF).

NOTES

When Source Laminate, Foundation Laminate or Grade 2 Laminate Shelf Finish is specified, Flintwood Flat Trim (9) Edge Trim Style is **not** available.

When Flintwood Shelf Finish is specified, only Flintwood Flat Trim (9) Edge Trim Style and Not Applicable (NA) Edge Trim Finish is available.

Xpress See *Xpress Program* and/or specification software for finishes availability.



Standard (D)

PRODUCT OPTIONS

| Edge Detail | Width | Depth | Shelf Finish | Edge Trim Style | Edge Trim Finish |
|-------------|--|-------|---|--------------------------------------|---------------------------------------|
| D Standard | 024, 027, 030, 033, 036, 039, 042, 045, 048, 051, 054, 057, 060, 063, 066, 069, 072, 075, 078, 081, 084, 087, 090, 093, 096, 099, 102, 105 | 12 | Source Laminate Foundation Laminate Grade 2 Laminate Flintwood (No Cathedral) | 8 Flat Trim 9 Flintwood Flat Trim | Edge Trim Colors NA Not Applicable |

SAMPLE ORDER CODE

| | | | | | |
|----------------|------------|-----------|-----------|----------|-----------|
| CEASS D | 036 | 12 | 3F | 8 | 4F |
|----------------|------------|-----------|-----------|----------|-----------|

**DIMENSIONS
INCHES / MM**

PRICING

STANDARD EDGE (D)

SHELF FINISH

| W | D | Source Laminate | Foundation Laminate | Grade 2 Laminate | Flintwood | W | D | Source Laminate | Foundation Laminate | Grade 2 Laminate | Flintwood |
|-----------|----------|-----------------|---------------------|------------------|-----------|------------|----------|-----------------|---------------------|------------------|-----------|
| 24 / 610 | 12 / 305 | 121 | 145 | 200 | 287 | 66 / 1676 | 12 / 305 | 203 | 271 | 422 | 478 |
| 27 / 686 | 12 / 305 | 127 | 154 | 216 | 300 | 69 / 1753 | 12 / 305 | 209 | 279 | 437 | 492 |
| 30 / 762 | 12 / 305 | 133 | 163 | 232 | 314 | 72 / 1829 | 12 / 305 | 215 | 288 | 452 | 506 |
| 33 / 838 | 12 / 305 | 138 | 172 | 248 | 328 | 75 / 1905 | 12 / 305 | 221 | 297 | 468 | 519 |
| 36 / 914 | 12 / 305 | 144 | 181 | 263 | 341 | 78 / 1982 | 12 / 305 | 227 | 306 | 484 | 533 |
| 39 / 991 | 12 / 305 | 150 | 190 | 279 | 355 | 81 / 2057 | 12 / 305 | 233 | 315 | 500 | 547 |
| 42 / 1067 | 12 / 305 | 156 | 199 | 295 | 369 | 84 / 2134 | 12 / 305 | 239 | 324 | 516 | 560 |
| 45 / 1143 | 12 / 305 | 162 | 208 | 311 | 382 | 87 / 2210 | 12 / 305 | 244 | 333 | 532 | 574 |
| 48 / 1219 | 12 / 305 | 168 | 217 | 327 | 396 | 90 / 2286 | 12 / 305 | 250 | 342 | 547 | 588 |
| 51 / 1295 | 12 / 305 | 174 | 226 | 343 | 410 | 93 / 2362 | 12 / 305 | 256 | 351 | 563 | 601 |
| 54 / 1371 | 12 / 305 | 180 | 235 | 358 | 424 | 96 / 2438 | 12 / 305 | 262 | 360 | 579 | 615 |
| 57 / 1448 | 12 / 305 | 186 | 244 | 374 | 437 | 99 / 2515 | 12 / 305 | 268 | 369 | 595 | 629 |
| 60 / 1524 | 12 / 305 | 191 | 253 | 390 | 451 | 102 / 2591 | 12 / 305 | 274 | 378 | 611 | 642 |
| 63 / 1600 | 12 / 305 | 197 | 262 | 406 | 465 | 105 / 2667 | 12 / 305 | 280 | 387 | 627 | 656 |



WHAT'S INCLUDED

1 cutlery tray.

NOTES

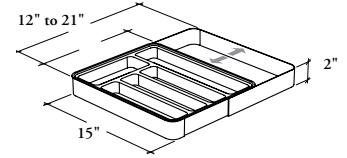
The Drawer Organizer – Cultery Tray fits in 16" deep Standard – Soft Close drawers.

To fit in 20" deep Undermount – Soft Close drawers, it needs to be positioned on the other side and extended from 12" to 21".

Compatible with all cabinets with drawers except for Base Cabinet – Filing Drawers (CEBDLF).

The Cutlery Tray is finished in grey plastic.

CEAOT
Drawer Organizer – Cutlery Tray



PRICING

111



WHAT'S INCLUDED

1 utility box and 1 reconfigurable divider with magnet.

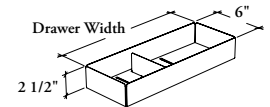
NOTES

The reconfigurable divider can be installed in three different positions.

Compatible with all Base Cabinets with Drawers except for Base Cabinet – Filing Drawers (CEBDLF).

Compatible with all Tall Cabinets with Interior Drawers (CETD and CEMD).

CEAOB
Drawer Organizer – Utility Box



PRODUCT OPTIONS

| Drawer Width | Width | Organizer Finish |
|----------------------------|-------|------------------|
| 16 Standard – Soft-Close | 06 | Foundation |
| 20 Undermount – Soft-Close | | Accent Mica |

SAMPLE ORDER CODE

| | | |
|-----------------|-----------|-----------|
| CEAOB 16 | 06 | 52 |
|-----------------|-----------|-----------|

DIMENSIONS
INCHES / MM

| Drawer W | W |
|----------|---------|
| 16 / 406 | 6 / 152 |
| 20 / 508 | 6 / 152 |

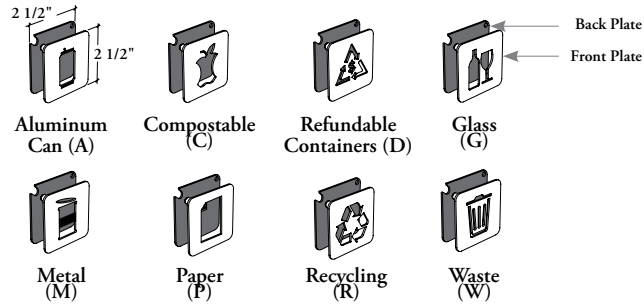
PRICING

| |
|-----|
| 114 |
| 125 |

Xpress

CEASR

Recycling/Disposal Symbol



WHAT'S INCLUDED

1 symbol front plate (as specified), 1 back plate (as specified) and mounting hardware.

NOTES

Installs on cabinets with Identification Symbol Ready (S) option.

Compatible with cabinets listed below:

- Base Cabinet Pull-Out Recycling/Disposal Center – Dual Bins (CEBWPD)
- Base Cabinet Pull-Out Recycling/Disposal Center – Single XL Bin (CEBWPIX)
- Base Cabinet Recycling/ Disposal Center (CEBWU)
- Storage Cabinet – Recycling/Disposal Unit – Standard Bins (CESRUS)
- Storage Cabinet – Recycling/Disposal Unit – XL Bins (CESRUX).

PRODUCT OPTIONS

| Symbol | Front Plate Finish | Back Plate Configuration | Back Plate Finish (If Applicable) |
|--------------------------------|--------------------|--------------------------|-----------------------------------|
| A Aluminum Can | Foundation | N None | Foundation |
| C Compostable | Accent | W With Back Plate | Accent |
| D Refundable Containers | Mica | | Mica |
| G Glass | | | |
| M Metal | | | |
| P Paper | | | |
| R Recycling | | | |
| W Waste | | | |

SAMPLE ORDER CODE

| | | | |
|----------------|-----------|----------|--|
| CEASR W | 83 | N | |
|----------------|-----------|----------|--|

SYMBOLS

| |
|---|
| A |
| C |
| D |
| G |
| M |
| P |
| R |
| W |

PRICING

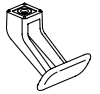
| |
|----|
| 21 |
| 21 |
| 21 |
| 21 |
| 21 |
| 21 |
| 21 |
| 21 |

WHAT'S INCLUDED

1 single-sided hook and mounting hardware.

CEAHK

Hook – Single-Sided



PRODUCT OPTIONS

| Hook Finish |
|-------------|
| Foundation |
| Accent |
| Mica |

CEAHK 52

PRICING

26

Xpress

CEAHW

Hook – Double-Sided

WHAT'S INCLUDED

1 double-sided hook and mounting hardware.



PRODUCT OPTIONS

Hook Finish

Foundation

Accent

Mica

CEAHW 52

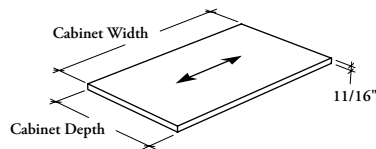
PRICING

37

Xpress

CEACS

Shelf for Cabinet



WHAT'S INCLUDED

1 shelf and mounting hardware.

NOTES

Widths larger than 36" comes in two parts.

Compatible with cabinets listed below:

- Upper Cabinet – Open (CEUO) or – Door(s) (CEUS or CEUG)
- Upper Cabinet – Microwave Section (CEUMS)
- Upper Cabinet – Pigeonholes Section (CEUPO or CEUPS)
- Upper Cabinet for Blind Corner (CEUCS or CEUCG)
- Base Cabinet – Open (CEBO) or – Door(s) (CEBS)
- Base Cabinet – Door(s) & Drawers (CEBDS)
- Base Cabinet for Blind Corner (CEBCBS)
- Tall Cabinet – Open (CETO) or – Door(s) (CETS)
- Two-High Tall Cabinet (CETT or CETD)
- Tall Cabinets – Microwave Section(s) (CEMS or CEMD)

Xpress See *Xpress Program* and/or specification software for finishes availability.

PRODUCT OPTIONS

| Cabinet Depth | Cabinet Width | Shelf Finish |
|----------------|--|--|
| 12, 15, 24, 29 | 12, 15, 18, 21, 24, 27, 30, 33, 36, 39, 42, 45, 48, 51, 54, 57, 60 | Source Laminate Flintwood (No Cathedral) |

SAMPLE ORDER CODE

| | | |
|-----------------|-----------|-----------|
| CEACS 15 | 42 | XS |
|-----------------|-----------|-----------|

**DIMENSIONS
INCHES / MM**

| Cabinet D | Cabinet W |
|-----------|-----------|
| 12 / 305 | 12 / 305 |
| 12 / 305 | 15 / 381 |
| 12 / 305 | 18 / 457 |
| 12 / 305 | 21 / 533 |
| 12 / 305 | 24 / 610 |
| 12 / 305 | 27 / 686 |
| 12 / 305 | 30 / 762 |
| 12 / 305 | 33 / 838 |
| 12 / 305 | 36 / 914 |
| 12 / 305 | 39 / 991 |
| 12 / 305 | 42 / 1067 |
| 12 / 305 | 45 / 1143 |
| 12 / 305 | 48 / 1219 |
| 12 / 305 | 51 / 1295 |
| 12 / 305 | 54 / 1371 |
| 12 / 305 | 57 / 1448 |
| 12 / 305 | 60 / 1524 |

PRICING

| SHELF FINISH | |
|-----------------|-----------|
| Source Laminate | Flintwood |
| 36 | 231 |
| 40 | 242 |
| 44 | 253 |
| 48 | 265 |
| 52 | 276 |
| 56 | 287 |
| 59 | 298 |
| 63 | 309 |
| 67 | 320 |
| 71 | 332 |
| 75 | 343 |
| 79 | 354 |
| 82 | 365 |
| 86 | 376 |
| 90 | 387 |
| 94 | 398 |
| 98 | 410 |

**DIMENSIONS
INCHES / MM**

| Cabinet W | Cabinet D |
|-----------|-----------|
| 15 / 381 | 12 / 305 |
| 15 / 381 | 15 / 381 |
| 15 / 381 | 18 / 457 |
| 15 / 381 | 21 / 533 |
| 15 / 381 | 24 / 610 |
| 15 / 381 | 27 / 686 |
| 15 / 381 | 30 / 762 |
| 15 / 381 | 33 / 838 |
| 15 / 381 | 36 / 914 |
| 15 / 381 | 39 / 991 |
| 15 / 381 | 42 / 1067 |
| 15 / 381 | 45 / 1143 |
| 15 / 381 | 48 / 1219 |
| 15 / 381 | 51 / 1295 |
| 15 / 381 | 54 / 1371 |
| 15 / 381 | 57 / 1448 |
| 15 / 381 | 60 / 1524 |

PRICING

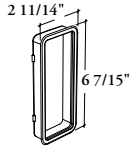
| SHELF FINISH | |
|-----------------|-----------|
| Source Laminate | Flintwood |
| 40 | 242 |
| 45 | 256 |
| 49 | 270 |
| 54 | 285 |
| 58 | 299 |
| 63 | 313 |
| 67 | 328 |
| 72 | 342 |
| 77 | 356 |
| 81 | 370 |
| 86 | 385 |
| 90 | 399 |
| 95 | 413 |
| 99 | 428 |
| 104 | 442 |
| 108 | 456 |
| 113 | 470 |

Pricing is continued on the following page.

Xpress

CEAGR

Pass-Through Grommet



WHAT'S INCLUDED

1 pass-through grommet ring.

NOTES

Grommet is an additional part intended for on-site cutting or replacement.

A grommet is always included when With Pass-Through Grommet (W) Cut-Out Style is specified with cabinets listed below:

- Upper Cabinet – Microwave Section and Doors (CEUMS)
- Base Cabinet – Microwave Section with Drawer (CEBMD)
- Tall Cabinet – Microwave Section(s) and Doors (CEMS)
- Tall Cabinet – Microwave Section(s) and Doors with Interior Drawers (CEMD)
- Countertop Cabinet – Microwave Section(s) and Doors (CECM)

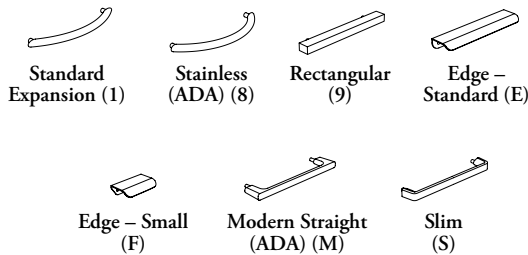
PRICING

18

Xpress

CEAP

Pull



WHAT'S INCLUDED

1 pull and mounting hardware.

NOTES

Standard Expansion (1), Stainless (ADA) (8), Rectangular (9) and Edge – Standard (E) Pull Styles use a 128 mm hole pattern.

Edge – Small (F) Pull Style uses a 47 mm hole pattern.

Modern Straight (ADA) (M) and Slim (S) Pull Styles use a 160 mm hole pattern.

PRODUCT OPTIONS

| Pull Style | Pull Finish (If Applicable) |
|-------------------------|--------------------------------|
| 1 Standard Expansion | Foundation Accent Mica |
| 8 Stainless (ADA) | |
| 9 Rectangular | |
| E Edge – Standard | |
| F Edge – Small | |
| M Modern Straight (ADA) | |
| S Slim | |

SAMPLE ORDER CODE

| | |
|---------------|-----------|
| CEAP S | 52 |
|---------------|-----------|

| PULL STYLES | PRICING | PULL STYLES | PRICING |
|-------------|---------|-------------|---------|
| 1 | 18 | F | 18 |
| 8 | 18 | M | 18 |
| 9 | 18 | S | 18 |
| E | 18 | | |

K

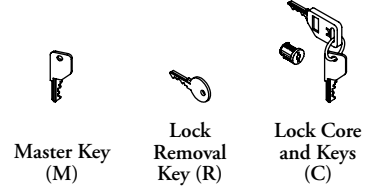
Locks and Keys

WHAT'S INCLUDED

Style M: 1 Master Key
 Style R: 1 Lock Removal Key
 Style C: 1 Lock Core and Keys

NOTES

The Master Key (M) unlocks any storage unit.
 The Lock Removal Key (R) removes lock cores from storage units.
 The Lock Core and Keys (C) are replacements for those currently installed.



PRODUCT OPTIONS

| Style |
|----------------------|
| M Master Key |
| R Lock Removal Key |
| C Lock Core and Keys |

SAMPLE ORDER CODE

K C

| STYLES | PRICING |
|--------|---------|
| M | 7 |
| R | 7 |
| C | 30 |

Xpress

S O K L

Set of Keys Alike

NOTES

All storage furniture is shipped with the lock housing pre-installed in each unit ready to receive the required lock plug cores. Based on the product option, lock cores and keys are shipped either numbered randomly or in "keyed-alike" sets. Quantity of lock cores and keys will match the quantities required for the locking components on the order.

SPECIFICATION NOTES

Count the number of locking components in each workstation. Enter the number of locks into the Quantity column, and then assign a SET to each quantity.

| Office Number | Quantity | Set # | Set Total |
|---------------|----------|----------|-----------|
| T1 | 4 | SOKL - 4 | 1 |
| T2 | 2 | SOKL - 2 | 1 |
| T3 | 4 | SOKL - 4 | 1 |
| T4 | 3 | SOKL - 3 | 1 |

Total the number of SOKL (Sets of Keys Alike) quantities and transfer each total quantity to your Purchase Order.

Sets ordered in the incorrect quantities that are required for the order may result in the order being placed on hold.

Please verify the quantity by reviewing the plan carefully to ensure that all products with locks have been identified. Remember that some products may have more than one lock core per unit based on size and configuration.

For further details on how to specify locks, please see the Teknion Lock Specification Guide on our website.

PRODUCT OPTIONS

Number of Sets of Cores

| | | | |
|---------------------------|----------------------------|----------------------------|----------------------------|
| 01 1 Set of Cores | 07 7 Sets of Cores | 13 13 Sets of Cores | 19 19 Sets of Cores |
| 02 2 Sets of Cores | 08 8 Sets of Cores | 14 14 Sets of Cores | 20 20 Sets of Cores |
| 03 3 Sets of Cores | 09 9 Sets of Cores | 15 15 Sets of Cores | |
| 04 4 Sets of Cores | 10 10 Sets of Cores | 16 16 Sets of Cores | |
| 05 5 Sets of Cores | 11 11 Sets of Cores | 17 17 Sets of Cores | |
| 06 6 Sets of Cores | 12 12 Sets of Cores | 18 18 Sets of Cores | |

SAMPLE ORDER CODE

SOKL 02

teknion

www.teknion.com

CAN/US/INT 01-27
©Teknion 2025

®, ™ trade marks of Teknion Corporation
and/or its subsidiaries or licensed to it.
Patents may be pending.

Some products may not be available in
all markets. Contact your local Teknion
Representative for availability.

JAN 25-EXPCASEWORK+